



AGENDA

ORDINARY MEETING OF COUNCIL

to be held on

Thursday, 21 May 2020

at 5.30pm



WESTERN AUSTRALIA'S
WILDFLOWER COUNTRY

'This meeting is being recorded on audio tape and to assist with minute taking purposes. The public is reminded that in accordance with Section 6.16 of the Shire of Morawa Meeting Procedures Local Law 2012 that nobody shall use any visual or vocal recording device or instrument to record the proceedings of Council without the written permission of the presiding member.'

DISCLAIMER

No responsibility whatsoever is implied or accepted by the Shire of Morawa for any act, omission, statement or intimation occurring during Council Meetings. The Shire of Morawa disclaims any liability for any loss whatsoever and howsoever caused arising out of reliance by any person or legal entity on any such act, omission, and statement of intimation occurring during Council Meetings.

Any person or legal entity that acts or fails to act in reliance upon any statement, act or omission occurring in a Council Meeting does so at their own risk. The Shire of Morawa advises that any person or legal entity should only rely on formal confirmation or notification of Council resolutions.

DISCLOSURE OF FINANCIAL/ IMPARTIALITY/ PROXIMITY INTERESTS

Local Government Act 1995 – Section 5.65, 5.70 and 5.71 Local Government (Administration) Regulation 34C

<i>This form is provided to enable members and officers to disclose an Interest in a matter in accordance with the regulations of Section 5.65, 5.70 and 5.71 of the Local Government Act and Local Government (Administration) Regulation 34C</i>			
Name of person declaring the interest			
Position			
Date of Meeting			
Type of Meeting (Please circle one)	Council Meeting/ Committee Meeting/ Special Council Meeting Workshop/ Public Agenda Briefing/ Confidential Briefing		
Interest Disclosed			
Item Number and Title			
Nature of Interest			
Type of Interest (please circle one)	Financial	Proximity	Impartiality
Interest Disclosed			
Item Number and Title			
Nature of Interest			
Type of Interest (please circle one)	Financial	Proximity	Impartiality
Interest Disclosed			
Item Number and Title			
Nature of Interest			
Type of Interest (please circle one)	Financial	Proximity	Impartiality

Signature: _____ **Date:** _____

Important Note: Should you declare a **Financial** or **Proximity** Interest, in accordance with the Act and Regulations noted above, you are required to leave the room while the item is being considered.

For an **Impartiality** Interest, you must state the following prior to the consideration of the item:

“With regard to agenda item (read item number and title), I disclose that I have an impartiality interest because (read your reason for interest). As a consequence, there may be a perception that my impartiality on the matter may be affected. I declare that I will consider this matter on its merits and vote accordingly.”

This page is blank intentionally.

Contents

Item 1	Opening of Meeting	7
Item 2	Acknowledgement of Traditional Owners and Dignitaries.....	7
Item 3	Recording of Attendance	7
3.1	Attendance (by teleconference)	7
3.2	Attendance by Telephone / Instantaneous Communications	7
3.3	Apologies	8
3.4	Approved Leave of Absence	8
3.5	Disclosure of Interests.....	8
Item 4	Applications for Leave of Absence	8
Item 5	Response to Previous Questions	8
Item 6	Public Question Time.....	8
6.1	Public Question Time	8
6.2	Public Statement Time	8
6.3	Petitions/Deputations/Presentations/Submissions	8
6.3.1	A submission requesting Council to consider a 24-hour, 7 days a week gymnasium ...	8
Item 7	Questions from Members without Notice	9
Item 8	Announcements by Presiding Member without Discussion	10
Item 9	Declarations of All Members to have Given Due Consideration to All Matters Contained in the Business Paper before the Meeting	10
Item 10	Confirmation of Minutes of Previous Meeting	11
Item 11	Reports of Officers.....	12
11.1	Chief Executive Officer.....	12
11.1.1	Integrated Planning and Reporting – April 2020	12
11.1.2	Establishment and Appointments to the Shire of Morawa Audit and Risk Management Committee.....	14
11.2	Executive Manager Corporate & Community Services	18
11.2.1	Reconciliations – April 2020.....	18
11.2.2	Accounts Due for Payment – April 2020	22
11.2.3	Monthly Financial Statements – March 2020	24
11.2.4	Chief Executive Officer Authorisations and Reporting to Council.....	26
11.2.5	National Redress Scheme Endorsement	29
11.3	Economic Development Manager	33
11.3.1	Morawa Sinosteel Future Fund Committee - Criteria for Community Representatives.....	33
Outcome 1.1	Services and facilities that meet the needs of the community.....	35

11.4	Executive Manager Works & Assets	37
11.4.1	Request from Main Roads Western Australia to assess the suitability of sections of Nanekine Road and Fabling Road to modify the Restricted Access Vehicle Network (RAV) rating	37
Outcome 1.2	Services and facilities that meet the needs of the community.	40
Item 12	Reports of Committees	41
12.1.1	Minutes of the Shire of Morawa Bush Fire Advisory Committee held 15 March 2020	41
12.1.2	Minutes of the Shire of Morawa Bush Fire Advisory Committee Annual General meeting held 15 March 2020	41
12.1.3	Unconfirmed Minutes of the Mid-West Regional Road Group held on 28 April 2020	43
12.1.4	Unconfirmed Minutes of the Morawa Sinosteel Future Fund Committee Meeting held 29 April 2020	43
12.1.5	Unconfirmed Minutes of the WALGA Northern Country Zone ‘Flying Minute Meeting’ held on 3 April 2020	46
12.1.6	Unconfirmed Minutes of the Audit Committee Meeting held 21 May 2020	46
Item 13	Motions of Which Previous Notice Has Been Given	47
Item 14	New Business of an Urgent Notice	47
Item 15	Matters for Which the Meeting May Be Closed (Confidential Items).....	47
15.1	Closure of the Meeting to the Public	47
15.2	General Practitioner Services	50
15.3	Reopening of the Meeting to the Public	51
Item 16	Closure	51
16.1	Date of Next Meeting	51
16.2	Closure.....	51

Item 1 Opening of Meeting

The President to declare the meeting open.

Item 2 Acknowledgement of Traditional Owners and Dignitaries

The President acknowledges the traditional custodians, the Yamatji people, and recognises the contribution of Yamatji elders past, present and future, in working together for the future of Morawa.

'This meeting is being recorded on audio tape and to assist with minute taking purposes. The public is reminded that in accordance with Section 6.16 of the Shire of Morawa Meeting Procedures Local Law 2012 that nobody shall use any visual or vocal recording device or instrument to record the proceedings of Council without the written permission of the presiding member.

Item 3 Recording of Attendance**3.1 Attendance (by teleconference)****Council**

President (Presiding Member) Councillor Karen Chappell

Deputy President Councillor Dean Carslake

Councillor Jane Coaker

Councillor Debbie Collins

Councillor Yvette Harris

Councillor Shirley Katona

Councillor Ken Stokes

Staff

Acting Chief Executive Officer

Robert Paull

Executive Manager Corporate & Community Services

John van der Meer

Executive Manager Works and Assets

Paul Buist

Economic Development Manager

Ellie Cuthbert

Executive Assistant

Rondah Toms

Members of the Public**3.2 Attendance by Telephone / Instantaneous Communications**

In accordance with section 14 of the *Local Government (Administration) Regulations 1996* "Meetings held by electronic means in public health emergency or state of emergency (Act s. 5.25(1)(ba))", the President to declare that this Meeting may take place via instantaneous communication. All Councillors and staff are to be available either via telephone (teleconference) or in person.

3.3 Apologies**3.4 Approved Leave of Absence****3.5 Disclosure of Interests**

Name	Item No.	Interest	Nature

Item 4 Applications for Leave of Absence**Item 5 Response to Previous Questions****Item 6 Public Question Time**

Important note:

'This meeting is being recorded on audio tape and to assist with minute taking purposes. The public is reminded that in accordance with Section 6.16 of the Shire of Morawa Meeting Procedures Local Law 2012 that nobody shall use any visual or vocal recording device or instrument to record the proceedings of Council without the written permission of the presiding member.

Members of the public are also reminded that in accordance with section 6.17(4) of the Shire of Morawa Meeting Procedures Local Law 2012 mobile telephones must be switched off and not used during the meeting.'

6.1 Public Question Time**6.2 Public Statement Time****6.3 Petitions/Deputations/Presentations/Submissions**

- 6.3.1** A submission from Maryanne Milloy along with 23 letters of support has been received requesting Council to consider an indoor, 24-hour, 7 days a week gymnasium (**Attachment 6.3.1**)

Item 7 Questions from Members without Notice

Item 8 Announcements by Presiding Member without Discussion
--

Presidents Meetings for the month of April 2020

Date	Meeting	Details of Meeting
2 nd	Shire of Morawa	Special Council Meeting
3 rd	Minister Templeman & Deputy Police Commissioner	Webinar
6 th	Shire of Morawa	Briefing Session
8 th	WALGA & Department of Communities	Webinar
9 th	Minister Templeman and Minister Dawson	Webinar
9 th	ALGA	Board Meeting
9 th	Shire of Morawa	Council Briefing Forum
16 th	WALGA State Council	Briefing Session
16 th	Shire of Morawa	Ordinary Council Meeting
17 th	Minister Templeman and Department of Health	Webinar
22 nd	WALGA	Finance & Services Meeting
23 rd	RFCSWA	Board Meeting
24 th	Minister Templeman & Minister Logan & PSC Commissioner Sharon O'Neill	Webinar
24 th	MWDC	Board Meeting
28 th	WALGA Selection Committee	Meeting
28 th	Northern Country Zone	Flying Minute Meeting
28 th	ACEO Rob Paull & Dr Adeiye	Meeting
28 th	Desert Blue Connect	Board Meeting
29 th	Morawa Sinosteel Future Funds Committee	Committee Meeting
30 th	Jeff Henderson	WALGA Video

Item 9 Declarations of All Members to have Given Due Consideration to All Matters Contained in the Business Paper before the Meeting

The Elected Members to declare that they had given due consideration to all matters contained in the agenda.

Item 10 Confirmation of Minutes of Previous Meeting

The Minutes of the 16 April 2020 Ordinary Council Meeting were provided under separate cover via the Shire of Morawa's website secure portal to all Councillors on 21 April 2020.

OFFICER'S RECOMMENDATION

That Council confirm that the Minutes of the Ordinary Council Meeting held on 16 April 2020 are a true and correct record.

SIMPLE MAJORITY VOTE REQUIRED

Disclaimer

Members of the public are cautioned against taking any action on Council decisions, on items in this agenda in which they may have an interest, until formal notification in writing from the Shire has been received. Decisions made at this meeting can be revoked pursuant to the Local Government Act 1995.

Item 11 Reports of Officers**11.1 Chief Executive Officer****11.1.1 Integrated Planning and Reporting – April 2020**

Author: Acting Chief Executive Officer

Authorising Officer: Acting Chief Executive Officer

Disclosure of Interest: The Author and Authorising Officer declare that they do not have any conflicts of interest in relation to this item.

OFFICER'S RECOMMENDATION

That Council receive the Integrated Planning and Reporting (IPR) update for the month of April 2020.

SIMPLE MAJORITY VOTE REQUIRED

PURPOSE

All local governments are required to produce a plan for the future under S5.56(1) of the *Local Government Act 1995*. To ensure there is a regular and open flow of information between the Shire's administration, the Council and the community, the following monthly update is provided.

DETAIL

The information provided (***Attachment 1***) is generated from the Shire's IPR software Envisio. This informs Council and the community of the current outcomes relating to the objectives of the Shire's Strategic Community Plan 2018-2028 and the Corporate Business Plan 2018-2022.

LEVEL OF SIGNIFICANCE

Low significance - report is presented to Council for information purposes.

CONSULTATION

Nil

LEGISLATION AND POLICY CONSIDERATIONS

Local Government Act 1995 S5.56 (1)

Local Government (Administration) Regulations 1996

Strategic Community Plan 2018 to 2028

Outcome 4.3 A local government that is respected, professional and accountable.

FINANCIAL AND RESOURCES IMPLICATIONS

Budgeted in the 2019/2020 financial year.

RISK MANAGEMENT CONSIDERATIONS

There are no known risk management implications in relation to this item.

CONCLUSION

That Council receive the IPR update (***Attachment 1***).

ATTACHMENTS

Attachment 1 – 11.1.1 IPR April 2020

11.1.2 Establishment and Appointments to the Shire of Morawa Audit and Risk Management Committee

Author: Acting Chief Executive Officer

Authorising Officer: Acting Chief Executive Officer

Disclosure of Interest: The Author/Authorising Officer declares that he does not have any conflict of interest in relation to this item.

OFFICER'S RECOMMENDATION

That with respect to Establishment and Appointments to the Shire of Morawa Audit and Risk Management Committee, Council:

- 1) Disband the Audit Committee;
- 2) In accordance with s5.8 of the *Local Government Act 1995* and the *Local Government (Audit) Regulations 1996*, establishes the Audit and Risk Management Committee and adopts the Terms of Reference for the Committee (Attachment 1); and
- 3) In accordance with the Terms of Reference of the Audit and Risk Management Committee and s 5.10 & 5.11A of the *Local Government Act 1995* and the *Local Government (Audit) Regulations 1996*, appoints all Councillors to be members of the Audit and Risk Management Committee and names them as follows:
 - President Councillor Karen Chappel (Presiding Member)
 - Deputy President Councillor Dean Carslake
 - Councillor Jane Coaker
 - Councillor Debbie Collins
 - Councillor Yvette Harris
 - Councillor Shirley Katona
 - Councillor Ken Stokes

ABSOLUTE MAJORITY VOTE REQUIRED

PURPOSE

In accordance with the outcomes of the *Regulation 17 of the Local Government (Audit) Regulations 1996* audit ('Reg 17 audit'), Council is requested to establish an Audit and Risk Committee ('Committee') and to appoint all Councillors to the Committee.

DETAIL

A consideration and recommendation of the Reg 17 audit relevant to the 21 May Council meeting was as follows:

Review area – Legislative compliance	Recommended action required	CEO Response Status	CEO Comments
LC06. Reviewing whether the internal and/or external auditors have regard to compliance and ethics risks in the development of their audit plan and in the conduct of audit projects, and report compliance and ethics issues to the Audit Committee	<i>Please see IC06.01.</i> LC06.01 Increase the Audit Committee's role in audit, risk management and internal control oversight.	May 2020	Item for the 21 May 2020 Ordinary Meeting of Council (Audit Committee Terms of Reference)
LC09. Complying with legislative and regulatory requirements imposed on audit committee members, including not misusing their position to gain an advantage for themselves or another or cause detriment to the local government and disclosing conflicts of interest	LC09.02 Consider appointing independent committee members	May 2020	Item for the 21 May 2020 Ordinary Meeting of Council (Audit Committee Terms of Reference) – Council to consider.
	LC09.03 Appoint elected members by person rather than office in the future	May 2020	Item for the 21 May 2020 Ordinary Meeting of Council (Audit Committee Terms of Reference)

The draft Terms of Reference for the Committee are included as **Attachment 1**.

LEVEL OF SIGNIFICANCE

High – the Committee is very important to assist the auditor to conduct an audit, carry out his or her other duties under the Act and to ensure that audits are conducted successfully and expeditiously. The expansion of the Committee to include 'risk' elevates the increasing concerns associated with risk and will assist Council in determining its 'risk' profile and subsequent framework.

CONSULTATION

Shire President
Senior Staff

LEGISLATION AND POLICY CONSIDERATIONS

Local Government Act 1995 (Act):

5.8. Establishment of committees

A local government may establish committees of 3 or more persons to assist the council and to exercise the powers and discharge the duties of the local government that can be delegated to committees.*

** Absolute majority required.*

5.11. Committee membership, tenure of

- 1) *Where a person is appointed as a member of a committee under section 5.10(4) or (5), the person's membership of the committee continues until —*
 - a) *the person no longer holds the office by virtue of which the person became a member, or is no longer the CEO, or the CEO's representative, as the case may be; or*
 - b) *the person resigns from membership of the committee; or*
 - c) *the committee is disbanded; or*
 - d) *the next ordinary elections day, whichever happens first.*

- 2) *Where a person is appointed as a member of a committee other than under section 5.10(4) or (5), the person's membership of the committee continues until —*
 - a) *the term of the person's appointment as a committee member expires; or*
 - b) *the local government removes the person from the office of committee member or the office of committee member otherwise becomes vacant; or*
 - c) *the committee is disbanded; or the next ordinary elections day, whichever happens first.*

The following is from the Department of Local Government and Communities:

“Local Government Operational Guidelines Number 09 – Revised September 2013 Audit in Local Government”

“Part 7 of the Act and the Local Government (Audit) Regulations 1996 (the Regulations) address the situation of audit. In relation to the duties of the local government with respect to audits –

- a) *the local government is to do everything in its power to –*
 - i. *assist the auditor to conduct an audit and carry out his or her other duties under the Act; and*
 - ii. *ensure that audits are conducted successfully and expeditiously;*
- b) *a local government is to meet with its auditor at least once in every year;*
- c) *a local government is to examine the report of the auditor and is to –*
 - i. *determine if any matters raised require action to be taken by the local government; and*
 - ii. *ensure that appropriate action is taken in respect of those matters;*
- d) *a local government is to –*
 - i. *prepare a report on any actions taken in respect of any matters raised in the report of the auditor; and*
 - ii. *forward a copy of that report to the Minister by the end of the next financial year, or six months after the last report prepared by the auditor is received by the local government, whichever is the latest in time.*

The Act and Regulations provide that: In relation to the establishment of an audit committee –

- a) *each local government is to establish an audit committee consisting of three or more persons to exercise the powers and discharge the duties conferred on it;*
- b) *members of the committee are to be appointed by an absolute majority decision of Council. At least three of the members, and the majority of the members, are to be elected members;*
- c) *the CEO is not to be a member of the committee and may not nominate a person to be a member or have a person to represent him or her as a member of the committee;*
- d) *an employee is not to be a member of the committee;*

- e) *the only powers and duties that can be delegated to a committee are any of the powers and duties of the local government under Part 7 of the Act; that is, those relating to audit. The committee cannot on-delegate the powers and duties delegated to it;*
- f) *an audit committee with a member who is a person that is not an elected member can be delegated powers and duties referred to in (e); and*
- g) *a decision of the committee is to be made by simple majority.”*

There are no known policy implications in relation to this item.

Strategic Community Plan 2018 to 2028

Outcome 4.3 A local government that is respected, professional and accountable.

FINANCIAL AND RESOURCES IMPLICATIONS

There are no known financial or resource implications in relation to this item.

RISK MANAGEMENT CONSIDERATIONS

There are no known risk management implications in relation to this item.

CONCLUSION

Council is requested to establish the purpose and operations of the Committee along with appointing members. It is open for Council to consider expanding the Committee to include external members.

ATTACHMENTS

Attachment 1 – 11.1.2 Draft Terms of Reference

11.2 Executive Manager Corporate & Community Services

11.2.1 Reconciliations – April 2020

Author: Senior Finance Officer

Authorising Officer: Executive Manager Corporate & Community Services

Disclosure of Interest: The Author and Authorising Officer declare that they do not have any conflicts of interest in relation to this item.

OFFICER'S RECOMMENDATION

That Council receive the bank reconciliation report as at 30 April 2020.

SIMPLE MAJORITY VOTE REQUIRED

PURPOSE

Section 34 of the *Local Government (Financial Management) Regulation 1996* states that a Local Government must prepare financial statements monthly.

DETAIL

The information provided is obtained from the bank reconciliations carried out for Municipal, Reserves and Bonds & Deposits Bank accounts to ensure all transactions have been accounted for.

LEVEL OF SIGNIFICANCE

Low significance - report is presented to Council for information purposes only.

CONSULTATION

Acting Chief Executive officer
Executive Manager Corporate & Community Services
Senior Staff

LEGISLATION AND POLICY CONSIDERATIONS

Local Government Act 1995 – section 6.10 Financial Management Regulations
Local Government (Financial Management) Regulations 1996.

Policies:

- *Section 3 – Finance 3.3 Risk Management*
- *Section 3 – Finance 3.5 Investment Policy – Delegated Authority*

Strategic Community Plan 2018-2028

Outcome 4.3 A local government that is respected, professional and accountable.

Outcome 4.5 Long Term Financial Viability

FINANCIAL AND RESOURCES IMPLICATIONS

As presented to Council.

RISK MANAGEMENT CONSIDERATIONS

As per Policy Section 3 – Finance 3.3 Risk Management

CONCLUSION

The Shire of Morawa's financial position is as follows:

BANK BALANCES AS AT 30 APRIL 2020

Account	2020
Municipal Account	\$774,618.43
Bonds & Deposits Account	\$22,572.73
Reserve Account	\$3,488,399.88
Reserve Term Deposit (Community Development)	\$500,000.00
Reserve Term Deposit (Future Funds 1)	\$800,000.00
Reserve Term Deposit (Future Funds 2)	\$800,000.00

BANK RECONCILIATION BALANCES

The Bank Reconciliation Balances for 30 April 2020 with a comparison for 30 April 2019 is as follows:

Account	2019	2020
Municipal Account	\$1,037,815.06	\$774,618.43
Bonds & Deposits Account	\$21,262.19	\$22,572.73
Reserve Accounts	\$5,719,654.71	\$5,588,399.88

RESERVE ACCOUNTS

The Reserve Funds of \$5,588,399.88 as at 30 April 2020 were invested in:

- Bank of Western Australia \$3,488,399.88 in the Reserve Account
- Term Deposit (Future Funds 1) \$800,000.00
- Term Deposit (Future Funds 2) \$800,000.00
- Term Deposit (Community Development Fund) \$500,000.00

Breakdown for April 2020 with a comparison for April 2019 is as follows:

	April 2019	April 2020
Long Service Leave Reserve	\$212,009.81	\$219,920.96
Swimming Pool Reserve	\$20,261.58	\$40,657.75
Plant Reserve (covid)	\$1,028,898.60	\$808,653.78
Building Reserve	\$122,674.14	\$94,159.90
Economic Development Reserve (covid)	\$111,972.10	\$3,493.66
Sewerage Reserve	\$221,578.00	\$247,526.73
Unspent Grants and Contributions Reserve	\$26,758.27	\$0.00
Community Development Reserve	\$1,236,829.61	\$1,253,300.13
Morawa Future Funds Reserve (covid)	\$1,998,762.02	\$2,020,784.73
Morawa Community Future Funds Interest	\$329,964.06	\$274,291.76
Refuse Transfer Station Reserve	\$27.21	\$0.00
Aged Care Units Reserve Units 6 - 9	\$9,353.93	\$9,481.04
Aged Care Units Reserve Units 1 - 4	\$69,620.27	\$70,566.33
Aged Care Units Reserve Unit 5	\$55,887.98	\$56,647.44
Business Units Reserve	\$104,221.07	\$125,758.14
Legal Fees Reserve	\$25,733.95	\$26,083.65
Road Reserve	\$145,102.11	\$147,073.88
COVID-19 reserve (temporary)	n/a	\$190,000
TOTAL	\$5,719,654.71	\$5,588,399.88

Transfer of Reserve Money

The COVID-19 reserve was set up after Council's resolution of 2 April 2020 which approved allocation of reserve funds from the current reserve into the temporary COVID-19 Reserve. The associated reserves have been adjusted as follows

Economic Development Reserve	\$110,000 (-/-)
Plant Reserve	\$30,000 (-/-)
Morawa Future Funds Reserve	\$50,000 (-/-)
COVID-19 Reserve	\$190,000 (+)

Transfer of Funds

The three term deposits have been reinvested in accordance with *Investment Policy 3.5*.

Investment Transfers

- \$800,000.00 from Future Funds to Term Deposit Future Funds 1 for 90 days @ 1.25% interest – Matures 30 June 2020
- \$800,000.00 from Future Funds to Term Deposit Future Funds 2 for 90 days @ 1.25% interest – Matures 30 June 2020
- \$500,000.00 from Community Development Fund to Term Deposit Community Development Fund for 90 days @ 1.25% interest – Matures 30 June 2020

ATTACHMENTS

Nil

11.2.2 Accounts Due for Payment – April 2020

Author: Senior Finance Officer

Authorising Officer: Executive Manager Corporate & Community Services

Disclosure of Interest: The Author and Authorising Officer declare that they do not have any conflicts of interest in relation to this item.

OFFICER'S RECOMMENDATION

That Council endorses the list of accounts paid by the Chief Executive Officer for the amount of \$579,521.66, under delegated authority, represented by:

1. Municipal EFT Payment Numbers EFT13015 to EFT13095, amounting to \$379,638.41
2. Municipal Direct Debit Payment Numbers DD6936.1 to DD6996.1 amounting to \$53,564.82
3. Payroll for April 2020
 - a. 01/04/2020 - \$48,708.96
 - b. 15/04/2020 - \$48,269.30
 - c. 29/04/2020 - \$48,842.96
 - Total \$145,821.22
4. Credit Card Payment(s) for April 2020
 - a. \$497.21

SIMPLE MAJORITY VOTE REQUIRED

PURPOSE

A list of accounts is attached for Council's consideration in relation to all Shire payments made for the month of April 2020.

DETAIL

Section r. 13 of the Local Government (Financial Management) Regulations 1996 stipulates that payments done by the Chief Executive Officer have to be reported on each month.

On 20 June 2019, Council delegated the Chief Executive Officer (CEO) to make payments from the municipal fund or the trust fund as required. A list of all accounts paid by the CEO is to be prepared each month showing all accounts paid since the last list was prepared.

LEVEL OF SIGNIFICANCE

Low significance - report is presented to Council for information purposes.

CONSULTATION

Acting Chief Executive Officer
Executive Manager Corporate & Community Services
Senior Staff

LEGISLATION AND POLICY CONSIDERATIONS

Local Government Act 1995 – section 6.10 Financial Management Regulations
Local Government (Financial Management) Regulations 1996 – Reg. 13

Use of Corporate Credit Cards Policy (Policy 3.7)

Strategic Community Plan 2018-2028

Outcome 4.3 A local government that is respected, professional and accountable.

Outcome 4.5 Long Term Financial Viability

FINANCIAL AND RESOURCES IMPLICATIONS

As per *Attachment 1*.

RISK MANAGEMENT CONSIDERATIONS

As per Policy Section 3 – Finance 3.3 Risk Management

CONCLUSION

Council is requested to endorse the list of accounts paid by the Acting Chief Executive Officer as provided in *Attachment 1*.

ATTACHMENTS

Attachment 1 - 11.2.2 List of accounts due and submitted

11.2.3 Monthly Financial Statements – March 2020

Author: Senior Finance Officer

Authorising Officer: Executive Manager Corporate & Community Services

Disclosure of Interest: The Author and Authorising Officer declare that they do not have any conflicts of interest in relation to this item.

OFFICER'S RECOMMENDATION

That Council receive the Statement of Financial Activity for the period ending 30 April 2020.

SIMPLE MAJORITY VOTE REQUIRED

PURPOSE

Regulation 34(1) (a) of the *Local Government (Financial Management) Regulations 1996* requires that a local government must prepare monthly financial statements for Council. The Monthly Financial Activity Report and Schedules are provided for Council's consideration.

DETAIL

As per the *Local Government (Financial Management) Regulations 1996*, a monthly statement of financial activity report on the sources and application of funds, as set out in the annual budget has the following details:

- Annual budget estimates.
- Operating revenue, operating income and all other income and expenses.
- Any significant variations between year to date income and expenditure and the relevant budget provisions to the end of the reporting period.
- Identification of any significant areas where activities are not in accordance with budget estimates for the relevant reporting period.
- Provision of likely financial projections for those highlighted significant variations and their effect on the end of year result.
- Inclusion of an operating statement.
- Any other supporting notes as required.

LEVEL OF SIGNIFICANCE

Low significance - report is presented to Council for information purposes only.

CONSULTATION

Acting Chief Executive Officer
Executive Manager Corporate & Community Services
Senior Staff

LEGISLATION AND POLICY CONSIDERATIONS

Local Government Act 1995 – section 6.10 Financial Management Regulations
Local Government (Financial Management) Regulations 1996

There are no known policy implications in relation to this item.

Strategic Community Plan 2018-2028

Outcome 4.3 A local government that is respected, professional and accountable.

Outcome 4.5 Long Term Financial Viability

FINANCIAL AND RESOURCES IMPLICATIONS

As presented.

RISK MANAGEMENT CONSIDERATIONS

There are no known risk management implications in relation to this item.

CONCLUSION

This report is based on the 2019/20 Annual Budget adopted by Council on 18 July 2019 and the Budget Review adopted by Council on 19 March 2020.

The report contains the budget amounts, actual amounts of expenditure, revenue and income to the end of the month.

It shows the material differences between the adopted budget, amended budget and actual amounts for the purpose of keeping Council abreast of the current financial position and the variances are explained under Note 2 of the report.

ATTACHMENTS

Attachment 1 – 11.2.3 April 2020 Monthly Financial Activity Report

Attachment 2 – 11.2.3 April 2020 Schedules 2 - 14

11.2.4 Chief Executive Officer Authorisations and Reporting to Council

Author: Senior Finance Officer

Authorising Officer: Executive Manager Corporate and Community Services

Disclosure of Interest: The Author and Authorising Officer declare that they do not have any conflicts of interest in relation to this item.

OFFICER'S RECOMMENDATION

That with respect to the Chief Executive Officer Authorisations and Reporting to Council:

- 1. Council receive the information presented to this meeting of the time worked by the Chief Executive Officer between 5 March and 9 April 2020 and acknowledges that the time worked is in accordance with the Chief Executive Officer's Letter of Appointment.**
- 2. Council receive the information presented to this meeting that the Chief Executive Officer did not take leave between 5 March and 9 April 2020 and is not seeking leave before the Ordinary Council meeting to be held on 21 May 2020.**
- 3. Council receive the information presented to this meeting of the credit card transactions made by the Chief Executive Officer using his corporate credit card for February 2020 and March 2020 and acknowledges that payments have been incurred in accordance with the Shire's procurement policy and Credit Card Agreement.**
- 4. Council receive the information presented to this meeting of no reimbursement applications made by the Chief Executive Officer in March 2020.**

SIMPLE MAJORITY VOTE REQUIRED

PURPOSE

The purpose of this agenda item is to report to Council on Acting Chief Executive Officer (CEO) leave applications, use of the corporate credit card and the reimbursement of CEO expense applications.

DETAIL

Due to the position held by the CEO, there is no other individual person authorised under the *Local Government Act 1995* (the Act) to approve or authorise the CEO's leave applications, use of the corporate credit card and the reimbursement of CEO expense applications.

These functions can only be approved by Council resolution.

Leave Taken

This report covers leave taken by the CEO for the period between 17 April and 21 May 2020 for the CEO. No leave was taken for this period - *Attachment 1*.

Leave Sought

This report covers the period the period between 21 May and 18 June 2020 (date of the June Ordinary Council Meeting). The CEO is not seeking to take any leave during this period.

Reimbursement Applications

This report covers April 2020. No reimbursements were claimed during this period.

Corporate Credit Card

This report covers February and March 2020 credit card statements (*Attachment 2*). Note that there was no credit card expenditure in March 2020.

LEVEL OF SIGNIFICANCE

Low significance - report is presented to Council for information purposes.

CONSULTATION

Acting Chief Executive Officer
Senior Staff

LEGISLATION AND POLICY CONSIDERATIONS

Section 2.7 of the *Local Government Act 1995* states:

“Role of council

- (1) *The council —*
 - (a) *governs the local government’s affairs; and*
 - (b) *is responsible for the performance of the local government’s functions.*
- (2) *Without limiting subsection (1), the council is to —*
 - (a) *oversee the allocation of the local government’s finances and resources; and*
 - (b) *determine the local government’s policies.”*

Shire of Morawa Policies

- *CEO Leave Authorisations and Other Approvals Policy*
- *Use of Corporate Credit Cards Policy*

Strategic Community Plan 2018-2028

Outcome 4.3 A local government that is respected, professional and accountable.

FINANCIAL AND RESOURCES IMPLICATIONS

There are no known financial or resource implications in relation to this item.

RISK MANAGEMENT CONSIDERATIONS

There are no known risk management implications in relation to this item.

CONCLUSION

That Council receive the information contained in this report addressing the CEO's:

- leave of any type (only public holidays);
- additional hours worked and claimed (none);
- corporate credit card expenses (*Attachment 2*); and
- work related expenses/reimbursements (none).

ATTACHMENTS

Attachment 1 – 11.2.4 CEO's Timesheets

Attachment 2 – 11.2.4 CEO's Credit Card Statement(s)

11.2.5 National Redress Scheme Endorsement

- Author:** Executive Manager Corporate and Community Services
- Authorising Officer:** Acting Chief Executive Officer
- Disclosure of Interest:** The Author and Authorising Officer declare that they do not have any conflicts of interest in relation to this item.
-

OFFICER'S RECOMMENDATION

That with regards to the National Redress Scheme, Council:

1. **Notes the consultation undertaken and information provided by the Department of Local Government, Sport and Cultural Industries in regarding the National Redress Scheme and the participation of WA local governments;**
2. **Notes that the Shire of Morawa will not be included in the WA Government's amended participation declaration (and afforded the associated financial and administrative coverage), unless the Shire of Morawa makes a specific and formal decision to the be included;**
3. **Endorses the participation of the Shire of Morawa in the National Redress Scheme as a State Government institution and included as part of the State Government's declaration;**
4. **Grants authority to the Acting Chief Executive Officer to execute a service agreement with the State, if a Redress application is received;**
5. **Notes that a confidential report will be provided if a Redress application is received by the Shire of Morawa.**

SIMPLE MAJORITY VOTE REQUIRED

PURPOSE

This report is to inform Council about the:

- results of The Royal Commission into Institutional Responses to Child Sexual Abuse; and
 - decisions made by the State Government in participating in the scheme.
-

Also, this report is intended to obtain Council's endorsement in the Scheme and decide on the issues raised by the Commission, the actions undertaken by the State Government and WALGA to support the National Redress Scheme.

DETAIL

The National Redress Scheme has been under development for several years and has seen the endorsement by the Federal Government and the individual States and Territories. Following extensive consultation, the State Government:

- Noted the consultations undertaken to date with the WA local government sector about the National Redress Scheme;
- Noted the options for WA local government participation in the Scheme;
- Agreed to local governments participating in the Scheme as State Government institutions, with the State Government covering payments to the survivor; and
- Agrees to the Department of Local Government, Sport and Cultural Industries (DLGSC) leading further negotiations with the WA local government sector regarding local government funding costs, other than payments to the survivor including counselling, legal and administrative costs.

All State and Territory Governments and many major non-government organisations and church groups have joined the Scheme.

State Government financial support for local government participation in the Scheme, as set out, will ensure that Redress is available to as many WA survivors of institutional child sexual abuse as possible.

The WA Parliament has passed the legislation for the Government and WA based non-government organisations to participate in the National Redress Scheme. The Western Australian Government (the State) started participating in the Scheme from 1 January 2019.

The Scheme commenced on 1 July 2018, will run for 10 years and offers eligible applicants three elements of Redress:

- A direct personal response (apology) from the responsible institution, if requested;
- Funds to access counselling and psychological care; and
- A monetary payment of up to \$150,000.

LEVEL OF SIGNIFICANCE

High – the potential results of the endorsement of the National Redress Scheme will help identify survivors and provide financial, social and personal support in dealing with the outcomes.

CONSULTATION

The Commission has sought consultation on the National, the States and Territories and the Local Government levels.

WALGA acted on behalf of the Local government Authorities in Western Australia.

Department of Local Government

Acting Chief Executive Officer

Senior Staff

LEGISLATION AND POLICY CONSIDERATIONS

However, the Shire in agreeing to join the Scheme, is required to adhere to legislative requirements set out in the *National Redress Scheme for Institutional Child Sexual Abuse Act 2018* (Cth).

Authorisation of an appropriately appointed person to execute a service agreement with the State, if a Redress application is received, will be in accordance with s.9.49A(4) of the *Local Government Act 1995*.

The Shire does not have a Policy in relation to the *National Redress Scheme*.

Strategic Community Plan 2018-2028

Outcome 4.3 A local government that is respected, professional and accountable.

FINANCIAL AND RESOURCES IMPLICATIONS

The State's decision will cover the following financial costs for local governments:

- Redress monetary payment provided to the survivor;
- Costs in relation to counselling, legal and administration (including the coordination or requests for information and record keeping); and
- Trained staff to coordinate and facilitate a Direct Personal Response (DPR – Apology) to the survivor if requested (on a fee for service basis with costs to be covered by the individual local government – see below).

The only financial cost the local government may incur will be the payment of the DPR's, which is on an 'as requested' basis by the survivor.

This will be based on the standard service fee of \$3,000 plus travel and accommodation depending on the survivor's circumstances. All requested DPR's will be coordinated and facilitated by the Redress Coordination Unit – Department of Justice.

The State's decision also mitigates a significant financial risk to the local government in terms of waiving rights to future claims.

Accepting an offer of redress has the effect of releasing the responsible participating organisation and their officials (other than the abuser/s) from civil liability for instances of sexual abuse and related non-sexual abuse of the person that is within the scope of the Scheme. This means that the person who receives redress through the Scheme, agrees to not bring or continue any civil claims against the responsible participating organisation in relation to any abuse within the scope of the Scheme.

RISK MANAGEMENT CONSIDERATIONS

The risks of **not participating** in the Scheme are potentially very high. The potential financial exposure for the Shire if an application is lodged and the eligibility is established, is very high. Endorsing the Scheme will mitigate the risk to acceptable levels whilst concurrently providing a professional approach to support survivors in their road to recovery.

Operationally, it is expected that Council will actively contribute to assessing and identifying high risk locations of Council owned and/or operated/led facilities, location, or groups. Shire staff will be working closely with the Historical Society of Morawa and local residents to identify those locations.

CONCLUSION

The National Redress Scheme provides a solid foundation for survivors of sexual child abuse with professional support. The WA State's participation mitigates a potentially high financial risk for Council.

Further details of the National Redress Scheme can be found in the attachments to this report. For readability, the headings in the *Attachment 1 - 11.2.5 Redress Council Report – April 2020* are comparable to the headings of this report.

ATTACHMENTS

Attachment 1 – 11.2.5 Redress Council Report – April 2020

Attachment 2 – 11.2.5 National Redress Scheme – DLGSC Information Paper

11.3 Economic Development Manager

11.3.1 Morawa Sinosteel Future Fund Committee - Criteria for Community Representatives

Author: Economic Development Manager

Authorising Officer: Acting Chief Executive Officer

Disclosure of Interest: The Author and Authorising Officer declare that they do not have any conflicts of interest in relation to this item.

OFFICER'S RECOMMENDATION

That with regards to the **Morawa Sinosteel Future Fund Committee - Criteria for Community Representatives Council** resolve to:

1. Adopt the *“Morawa Sinosteel Future Fund Committee: Criteria for the Community Representative Role”* (Attachment 1); and
2. Requests the Chief Executive Officer to advertise for members of the Committee with a further report to be provided to the Ordinary Meeting of 18 June 2020.

SIMPLE MAJORITY VOTE REQUIRED

PURPOSE

To provide Council with draft selection criteria for appointments to the *Morawa Sinosteel Future Fund Committee* ('Committee') and for Council to authorise the Acting Chief Executive Officer to advertise for members to be appointed from 1 July 2020.

DETAIL

The Morawa Sinosteel Future Fund has been established to provide limited providing financial assistance to community organisations as follows:

- Activities or endeavours that will provide community, or welfare benefit, to persons who are ordinarily resident in the Shire of Morawa; and/or
- Facilities or services that improve the welfare, culture or amenity of persons ordinarily resident in the Shire of Morawa.

The Morawa Sinosteel Future Fund Deed of Agreement states that the members of the Committee are to comprise:

1. the Shire President
2. the Shire Deputy President
3. the Shire CEO
4. two (2) members of the community who normally reside in the area

At the 19 December 2019 Ordinary Meeting, Council resolved as follows:

“That with respect to the Morawa Sinosteel Future Fund Committee that Council:

- 1. Continue the appointment of the current members until 30 June 2020.*
- 2. Request that a selection criteria framework be developed.*
- 3. Encourage the current and new applicants to reapply.”*

This report provides the draft selection criteria for Council’s consideration (**Attachment 1**) and seeks Council’s consent to advertise for members to be appointed to the Committee from 1 July 2020.

LEVEL OF SIGNIFICANCE

High impact – without community representatives the Morawa Sinosteel Future Fund Committee will become inoperable, which would be a significant loss to the community.

CONSULTATION

Shire President
Acting Chief Executive Officer
Senior Staff

LEGISLATION AND POLICY CONSIDERATIONS

Local Government Act 1995

“5.8. Establishment of committees

A local government may establish committees of 3 or more persons to assist the council and to exercise the powers and discharge the duties of the local government that can be delegated to committees.*

** Absolute majority required.*

5.10 Committee members, appointment of

- (1) A committee is to have as its members —*
 - (a) persons appointed* by the local government to be members of the committee (other than those referred to in paragraph (b)); and*
 - (b) persons who are appointed to be members of the committee under subsection (4) or (5).*

** Absolute majority required.*

- (2) *At any given time, each council member is entitled to be a member of at least one committee referred to in section 5.9(2)(a) or (b) and if a council member nominates himself or herself to be a member of such a committee or committees, the local government is to include that council member in the persons appointed under subsection (1)(a) to at least one of those committees as the local government decides.*
- (3) *Section 52 of the Interpretation Act 1984 applies to appointments of committee members other than those appointed under subsection (4) or (5) but any power exercised under section 52(1) of that Act can only be exercised on the decision of an absolute majority of the local government.*
- (4) *If at a meeting of the council a local government is to make an appointment to a committee that has or could have a council member as a member and the mayor or president informs the local government of his or her wish to be a member of the committee, the local government is to appoint the mayor or president to be a member of the committee.*
- (5) *If at a meeting of the council a local government is to make an appointment to a committee that has or will have an employee as a member and the CEO informs the local government of his or her wish —*
 - (a) *to be a member of the committee; or*
 - (b) *that a representative of the CEO be a member of the committee,**the local government is to appoint the CEO or the CEO’s representative, as the case may be, to be a member of the committee.*

5.16 Delegation of some powers and duties to certain committees

- (1) *Under and subject to section 5.17, a local government may delegate* to a committee any of its powers and duties other than this power of delegation.*
 - * *Absolute majority required.*
- (2) *A delegation under this section is to be in writing and may be general or as otherwise provided in the instrument of delegation.*
- (3) *Without limiting the application of sections 58 and 59 of the Interpretation Act 1984 —*
 - (a) *a delegation made under this section has effect for the period of time specified in the delegation or if no period has been specified, indefinitely; and*
 - (b) *any decision to amend or revoke a delegation under this section is to be by an absolute majority.*
- (4) *Nothing in this section is to be read as preventing a local government from performing any of its functions by acting through another person”.*

The Shire does not have a Policy in relation to the Morawa Sinosteel Future Fund Deed of Agreement.

Shire of Morawa Strategic Community Plan 2018-2028

Outcome 1.1

Services and facilities that meet the needs of the community.

Outcome 4.3 A local government that is respected, professional and accountable.

FINANCIAL AND RESOURCES IMPLICATIONS

There are no known financial or resource implications in relation to this item.

RISK MANAGEMENT CONSIDERATIONS

There are no known risk management implications in relation to this item.

CONCLUSION

This draft selection criteria for Council's consideration is provided (**Attachment 1**) and Council's consent is sought to advertise for members.

ATTACHMENTS

Attachment 1 – 13.1.1 Morawa Sinosteel Future Fund Committee: Criteria for the Community Representative Role

11.4 Executive Manager Works & Assets

11.4.1 Request from Main Roads Western Australia to assess the suitability of sections of Nanekine Road and Fabling Road to modify the Restricted Access Vehicle Network (RAV) rating

Author: Executive Manager Works and Assets

Authorising Officer: Acting Chief Executive Officer

Disclosure of Interest: The Author and Authorising Officer declare that they do not have any conflicts of interest in relation to this item.

OFFICER'S RECOMMENDATION

That with respect to the request from Main Roads Western Australia (Heavy Vehicle Section) to assess the suitability of sections of Nanekine Road and Fabling Road to modify the Restricted Access Vehicle Network (RAV) rating, Council:

1. Note the RAV assessment checklist (Attachment 1); and
2. Does not object to the following roads being classified conditional Type A" Low Volume RAV 6 roads;
 - a) Nanekine Road from SLK 3.61 to SLK 21.83; and
 - b) Fabling Road from Canna North East Road (SLK 0.00) to Williamson Road SLK 12.76.

SIMPLE MAJORITY VOTE REQUIRED

PURPOSE

Council is requested to consider the request by Main Roads WA for an assessment of the roads to determine if suitable to modify the Restricted Access Vehicle Network (RAV).

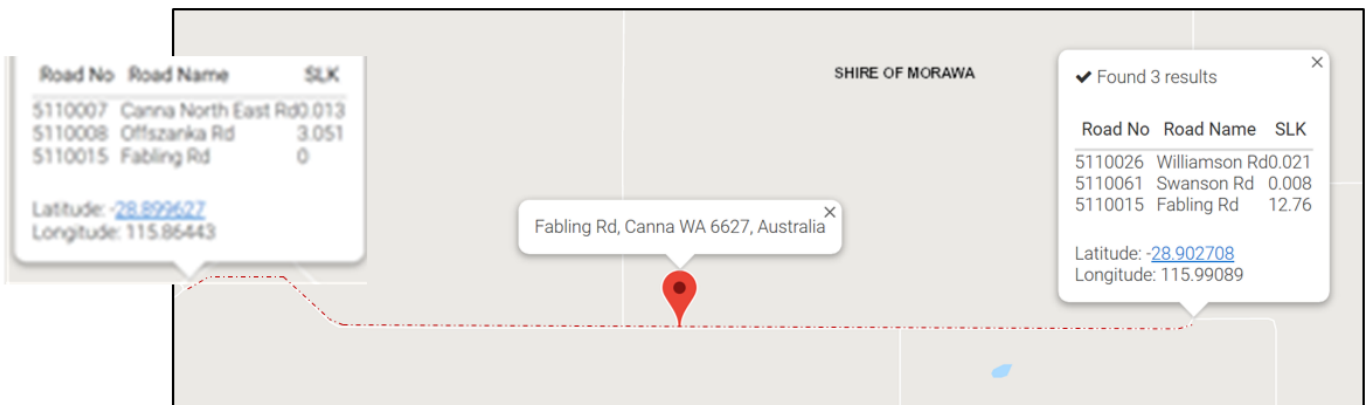
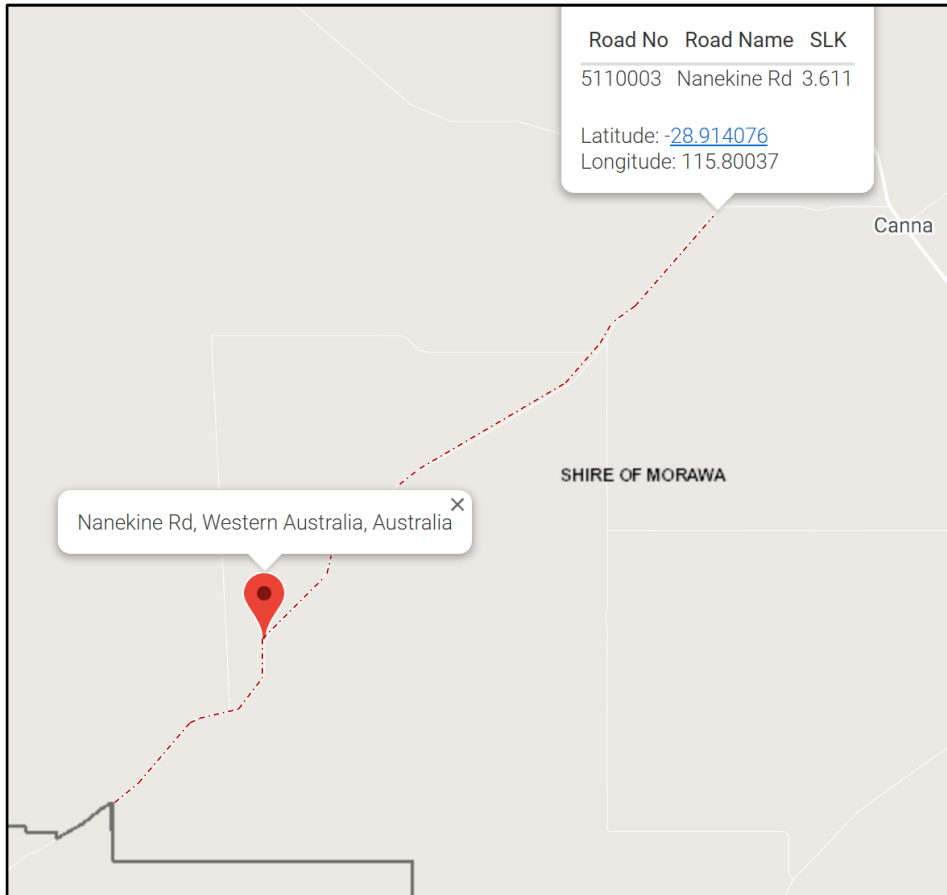
DETAIL

Main Roads Heavy Vehicle Services (HVS) has received applications to modify the following section of road(s) onto the RAV Network:

Road No./Name	From Location (SLK)	To Location (SLK)	Current RAV Network	Requested RAV Network	School Bus Route (Yes or No)	Traffic Count (AADT)
5110003 Nanekine Rd	Existing RAV 5 (3.61)	LGA Boundary (21.83)	5	6	No	No
5110015 Fabling Rd	Canna North East Rd (0.00)	Williamson Rd (12.76)	5	6	Yes	No

HVS has requested that the Shire provide any comments relating to road condition, planning conflicts, development issues etc. that may be impacted by adding the above road(s) the RAV 6 network.

The Prime Mover Trailer Combinations - Vehicle Categories as defined by MRWA and which indicates the difference between RAV 5 and RAV 6 vehicle categories is included as **Attachment 1**. The RAV assessment checklist undertaken by the Shire and which seeks to identify any significant deficiencies that may render the road(s) unsuitable for RAV 6 access is included as **Attachment 2**.



Should the roads be deemed unsuitable to be added to the RAV 6 network when assessed it may be considered for a Restricted Local Access Permit. This permit is for individual access to a road with a specific combination and with suitable conditions to mitigate any risk.

RAV Networks 2 to 7 and 9 to 10 consists of some Low Volume roads that do not strictly comply with the assessment guidelines. These roads have in the past been approved due to the low traffic volumes and are subject to the following conditions:

(a) "Type A" Low Volume roads:

- Current written approval from the road owner, endorsing use of the road, must be obtained, carried in the vehicle and produced upon request;
- Operation is not permitted while the school bus is operating on the road.
- Operators must contact the relevant schools directly for school bus timetables; or where direct contact can be made with the school bus driver, operation is permitted once the school bus driver confirms all school drop-offs / pick-ups have been completed on the particular road;
- Headlights must be switched on at all times;
- When travelling at night, the RAV must travel at a maximum speed of 40km/h and display an amber flashing warning light on the prime mover;
- No operation on unsealed road segment when visibly wet, without road owner's approval; and
- Direct radio contact must be maintained with other RAV's to establish their position on or near the road (UHF channel 40).

(b) "Type B" Low Volume roads: All conditions stipulated for "Type A" Low Volume roads apply;

- For a single lane road, the road must not to be entered until the driver has established via radio contact that there is no other RAV on the road travelling in the oncoming direction, and
- The RAV must not exceed a speed of 40 km/h.

LEVEL OF SIGNIFICANCE

Low significance – response required to be provided back to HVS before the end of May 2020

CONSULTATION

Acting Chief Executive Officer
Senior Staff

LEGISLATION AND POLICY CONSIDERATIONS

Local Government Act 1995
Road Traffic Act 1972
Road Traffic (Vehicles) Act 2012
Road Traffic (Vehicle Standards) Regulations 2002

The Shire does not have a Policy in relation to reviewing RAV ratings for roads.

Shire of Morawa Strategic Community Plan 2018-2028**Outcome 1.2**

Services and facilities that meet the needs of the community.

FINANCIAL AND RESOURCES IMPLICATIONS

There are no known financial implications in relation to this item. It is not anticipated that a change to RAV 6 would significantly impact the maintenance cost and requirements on the roads.

RISK MANAGEMENT CONSIDERATIONS

As identified in the '*RAV assessment checklist*' here are no known risk management implications in relation to this item.

CONCLUSION

The RAV assessment checklist does not identify any significant deficiencies that may render the road(s) unsuitable for RAV 6 access. This report recommends that Council consider recommending to HVS that the sections of Nanekine Road and Fabling Road (as defined above) be conditionally added to the RAV 6 network with a condition rating "Type A" Low Volume roads.

ATTACHMENTS

Attachment 1 – 11.4.1 Prime Mover Trailer Combinations - Vehicle Categories

Attachment 2 – 11.4.1 RAV assessment checklist

Item 12 Reports of Committees**12.1.1 Minutes of the Shire of Morawa Bush Fire Advisory Committee held 15 March 2020**

Author: Acting Chief Executive Officer

Authorising Officer: Acting Chief Executive Officer

Disclosure of Interest: The Author/Authorising Officer declares that he does not have any conflicts of interest in relation to this item.

OFFICER'S RECOMMENDATION

That Council receive the Unconfirmed Minutes of the Shire of Morawa Bush Fire Advisory Committee meeting held Friday 15 March 2020 commencing at 8.15am at the Morawa DFES Building, Stokes Road, Morawa (Attachment 1 - 12.1.1).

SIMPLE MAJORITY REQUIRED

12.1.2 Minutes of the Shire of Morawa Bush Fire Advisory Committee Annual General meeting held 15 March 2020

Author: Acting Chief Executive Officer

Authorising Officer: Acting Chief Executive Officer

Disclosure of Interest: The Author/Authorising Officer declares that he does not have any conflicts of interest in relation to this item.

OFFICER'S RECOMMENDATION

That Council receive the Unconfirmed Minutes of the Shire of Morawa Bush Fire Advisory Committee Annual General meeting held Friday 15 March 2020 commencing at 8.56am at the Morawa DFES Building, Stokes Road, Morawa (Attachment 1 - 12.1.2).

SIMPLE MAJORITY REQUIRED

MATTERS ARISING

The Bush Fire Advisory Committee recommends to Council the following:

That:

1. **Richard Sasse be appointed to the position of Chief Bush Fire Control Officer.**
2. **Keven Beattie be appointed to the position of Deputy Chief Bush Fire Control Officer No. 1.**
3. **Wayne Kowald be appointed to the position of Deputy Chief Bush Fire Control Officer No 2.**

That the following brigade members be appointed to the position of Fire Control Officer for the Shire of Morawa:

4. **Community Emergency Services Manager Mark Teale (Acting in position) & Rick Ryan.**

Canna/Gutha Brigade:

5. **Jerome Short;**
6. **Garry Collins;**
7. **Jeremy Wasley; and**
8. **Robert Kowald.**

Koolanooka Brigade:

9. **Glen Tapscott.**

Morawa West Brigade:

10. **Darren Yewers.**

Pintharuka Brigade:

11. **Mark Coaker; and**
12. **Laurie North.**

That the Following Fire Control Officers be appointed as Permit issuing Officers:

13. **Chief Bush Fire Control Officer Richard Sasse;**
14. **Deputy Chief Bush Fire Control Officer Keven Beattie; and**
15. **Deputy Chief Bush Fire Control Officer Wayne Kowald.**

Canna/Gutha Brigade:

16. **Garry Collins.**

Town Fire Control Officer:

17. **Keven Beattie;**
18. **Community Emergency Services Manager Mark Teale (Acting) and Rick Ryan; and**
19. **Acting Chief Executive Officer Shire of Morawa, Rob Paull.**

That the Following Fire Control Officers be appointed as Shire of Morawa Fire Weather Officers:

20. **Colin Malcolm; and**
21. **Jerome Short.**

SIMPLE MAJORITY REQUIRED

12.1.3 Unconfirmed Minutes of the Mid-West Regional Road Group held on 28 April 2020

Author: Acting Chief Executive Officer

Authorising Officer: Acting Chief Executive Officer

Disclosure of Interest: The Author/Authorising Officer declares that he does not have any conflicts of interest in relation to this item.

OFFICER'S RECOMMENDATION

That Council receive the Unconfirmed Minutes of the Mid-West Regional Road Group held on 3 April 2020 (Attachment 1 - 12.1.3).

SIMPLE MAJORITY REQUIRED

12.1.4 Unconfirmed Minutes of the Morawa Sinosteel Future Fund Committee Meeting held 29 April 2020

Author: Acting Chief Executive Officer

Authorising Officer: Acting Chief Executive Officer

Disclosure of Interest: The Author/Authorising Officer declares that he does not have any conflicts of interest in relation to this item.

OFFICER'S RECOMMENDATION

That Council receive the Unconfirmed Minutes of the Morawa Sinosteel Future Fund Committee meeting held Wednesday 29 April 2020 commencing at 4.00pm at the Morawa Shire Council Chambers, Morawa (Attachment 1 - 12.1.4).

SIMPLE MAJORITY REQUIRED

MATTERS ARISING**5.1 Morawa Sinosteel Future Fund Grant: 2019/20 Round 1 Acquittals****COMMITTEE/OFFICER RECOMMENDATION**

That with respect to the Morawa Sinosteel Future Fund Grant: 2019/20 Round 1 Acquittals, the Morawa Sinosteel Future Fund Committee recommend to Council as follows:

1. *The following applications be confirmed as being acquitted in line the grant process:*
 - *MSFFG8 - Morawa Golf Club; and*
 - *MSFFG9 - Teach Learn Grow.*
2. *The following applications be acknowledged as grant acquittals still in progress:*
 - *MSFFG10 - Morawa Swimming Club; and*
 - *MSFFG11 - WA College of Agriculture.*

ABSOLUTE MAJORITY REQUIRED

5.2 Grant Application: Morawa District High School P&C Band Committee

COMMITTEE RECOMMENDATION

That with respect to Grant Application: Morawa District High School P&C Band Committee ('P&C Band Committee'), the Morawa Sinosteel Future Fund Committee recommend Council as follows:

1. *To place the P&C Band Committee Application on hold; and*
2. *Request the Chief Executive officer to advise the P&C Band Committee to review their application:*
 - a) *request acknowledgement of funding to P&C for Trailer in 2019; and*
 - b) *review the required 30% co-contribution as required under the Deed.*

SIMPLE MAJORITY REQUIRED

5.3 Grant Application: Morawa District Historical Society Inc

COMMITTEE/OFFICER RECOMMENDATION

That with respect to Grant Application: Morawa District Historical Society, the Morawa Sinosteel Future Fund Committee recommend to Council as follows:

1. *Approve MSFFG13 - Morawa District Historical Society's application to the value of \$1876.00*

ABSOLUTE MAJORITY REQUIRED

5.4 Grant Application: Morawa Craft Group Incorporated

COMMITTEE/OFFICER RECOMMENDATION

That with respect to Grant Application: Morawa Craft Group Incorporated, the Morawa Sinosteel Future Fund Committee recommend to Council as follows:

1. *Approve MSFFG14 - Morawa Craft Group Incorporated's application to the value of \$2514.89*

ABSOLUTE MAJORITY REQUIRED

5.5 Grant Application: Morawa Playgroup

COMMITTEE/OFFICER RECOMMENDATION

That with respect to Grant Application: Morawa Playgroup, the Morawa Sinosteel Future Fund Committee recommend Council note that the Morawa Playgroup has withdrawn their application.

SIMPLE MAJORITY REQUIRED

5.6 Grant Application: Shire of Morawa's COVID-19 Community Recovery Package

COMMITTEE/OFFICER RECOMMENDATION

That with respect to Grant Application: Shire of Morawa's COVID-19 Community Recovery Package, the Morawa Sinosteel Future Fund Grant Committee recommend Council approve the Shire of Morawa's COVID-19 Community Recovery Package allocation to the value of \$50,000.

ABSOLUTE MAJORITY REQUIRED

12.1.5 Unconfirmed Minutes of the WALGA Northern Country Zone ‘Flying Minute Meeting’ held on 3 April 2020

Author: Acting Chief Executive Officer

Authorising Officer: Acting Chief Executive Officer

Disclosure of Interest: The Author/Authorising Officer declares that he does not have any conflicts of interest in relation to this item.

OFFICER’S RECOMMENDATION

That Council receive the Unconfirmed Minutes of the WALGA Northern Country Zone ‘Flying Minute Meeting’ held on 28 April 2020 (Attachment 1 - 12.1.5).

SIMPLE MAJORITY REQUIRED

12.1.6 Unconfirmed Minutes of the Audit Committee Meeting held 21 May 2020

Author: Acting Chief Executive Officer

Authorising Officer: Acting Chief Executive Officer

Disclosure of Interest: The Author/Authorising Officer declares that he does not have any conflicts of interest in relation to this item.

OFFICER’S RECOMMENDATION

That Council receive the Unconfirmed Minutes of the Audit Committee Meeting held on 21 May 2020 (Attachment 1 - 12.1.6 – to be provided under separate cover).

**RECOMMENDATION/S OF COMMITTEE
(To be advised)**

Item 13 Motions of Which Previous Notice Has Been Given**Item 14 New Business of an Urgent Notice****Item 15 Matters for Which the Meeting May Be Closed (Confidential Items)****15.1 Closure of the Meeting to the Public**

Author: Acting Chief Executive Officer

Authorising Officer: Acting Chief Executive Officer

Disclosure of Interest: The Author/Authorising Officer declares he does not have any conflict of interest in relation to this item.

OFFICER'S RECOMMENDATION/RESOLUTION

That Council closes the meeting to the public under section 5.23 (2) (c) of the *Local Government Act 1995* and the *Shire of Morawa Standing Orders Local Law 2011 s 6.2 (2)* so that it can consider a report addressing General Practitioner Services.

SIMPLE MAJORITY REQUIRED

PURPOSE

This item seeks Council's approval under s5.23 (2) (c) of the *Local Government Act 1995* to move into camera or closed session to consider confidential matter concerning General Practitioner Services.

DETAIL

In item 15.2 Council will be presented with a recommendation to review the contract for the General Practitioner Services.

LEVEL OF SIGNIFICANCE

High – Confidential Items

CONSULTATION

All Councillors

LEGISLATION AND POLICY CONSIDERATIONS

Local Government Act 1995

Under s5.23 (2) of the *Local Government Act 1995*, part of a council meeting may be closed, if the meeting deals with any of the following:

- (a) a matter affecting an employee or employees;
- (b) the personal affairs of any person;
- (c) a contract entered into, or which may be entered into, by the local government and which relates to a matter to be discussed at the meeting;
- (d) legal advice obtained, or which may be obtained, by the local government and which relates to a matter to be discussed at the meeting;
- (e) a matter that if disclosed, would reveal —
 - (i) a trade secret;
 - (ii) information that has a commercial value to a person;
 - (iii) information about the business, professional, commercial or financial affairs of a person, where the trade secret or information is held by, or is about, a person other than the local government;
- (f) a matter that if disclosed, could be reasonably expected to —
 - (i) impair the effectiveness of any lawful method or procedure for preventing, detecting, investigating or dealing with any contravention or possible contravention of the law;
 - (ii) endanger the security of the local government's property;
 - (iii) prejudice the maintenance or enforcement of a lawful measure for protecting public safety;
- (g) information which is the subject of a direction given under section 23(1a) of the *Parliamentary Commissioner Act 1971*; and
- (h) such other matters as may be prescribed.

Shire of Morawa Standing Orders Local Law 2011

The key parts include:

6.2 (1) *The CEO may recommend that part of the meeting is closed.*

6.2 (2) *The Council may decide to close a meeting or part of a meeting.*

6.2 (3) *The presiding member is to direct everyone to leave the meeting except, members, the CEO and any officer specified.*

6.2 (5) *Clause 8.9 (re speaking twice)*

6.2 (7) *The presiding member is to ensure any resolution of the Council made while the meeting was closed is to read out including a vote of a member.*

The Shire does not have a Policy with respect to closing of meetings (relying on the *Standing Orders*).

Shire of Morawa Strategic Community Plan 2018-2028

Outcome 4.3 A local government that is respected, professional and accountable.

FINANCIAL AND RESOURCES IMPLICATIONS

There are no known financial or resource implications in relation to this item.

RISK MANAGEMENT CONSIDERATIONS

There are no known risk management implications in relation to this item.

CONCLUSION

That Council closes the meeting to the public under s5.23 (2) (c) of the *Local Government Act 1995* and the *Shire of Morawa Standing Orders Local Law 2011* s6.2 (2) so that it can consider a report addressing General Practitioner Services.

ATTACHMENTS

Nil

15.2 General Practitioner Services

Author: Acting Chief Executive Officer

Authorising Officer: Acting Chief Executive Officer

Disclosure of Interest: The Author/Authorising Officer declares he does not have any conflict of interest in relation to this item.

OFFICER RECOMMENDATION

That with regards to the **General Practitioner Services – Confidential, Council:**

1. Resolves to enter into a revised Medical Services Agreement (*Attachment 1*) for the remaining term of the current contract between the Shire of Morawa and Dr Adebola Adeiye to take effect from 1 June 2020 for two years.
2. Pursuant to s9.49a of *the Local Government Act 1995*, authorises the President and Chief Executive Officer to affix the common seal to the revised Medical Services Agreement between the Shire of Morawa and Dr Adebola Adeiye.

ABSOLUTE MAJORITY REQUIRED

15.3 Reopening of the Meeting to the Public

OFFICER'S RECOMMENDATION

That Council reopens the meeting to the public.

SIMPLE MAJORITY VOTE REQUIRED

Item 16 Closure

16.1 Date of Next Meeting

The next ordinary meeting of Council will be held on Thursday, 18 June 2020 commencing at 5.30pm.

16.2 Closure

There being no further business, the President to declare the meeting closed.



ATTACHMENTS

ORDINARY MEETING OF COUNCIL

to be held on

Thursday, 21 May 2020

at 5.30pm



WESTERN AUSTRALIA'S
WILDFLOWER COUNTRY

Table Of Contents

6.3.1	Attachment 1: Submission for 24/7 Gym	3
11.1.1	Attachment 1: Integrated Planning Report April 2020	18
11.1.2	Attachment 1: Draft Terms of Reference.....	99
11.2.2	Attachment 1: List of accounts due and submitted.....	100
11.2.3	Attachment 1: April 2020 Monthly Financial Activity Report.....	109
11.2.3	Attachment 2: April 2020 Schedules 2-14	133
11.2.4	Attachment 1: CEO's Timesheets	199
11.2.4	Attachment 2: CEO's Credit Card Statement(s).....	200
11.2.5	Attachment 1: Redress Council Report.....	202
11.2.5	Attachment 2: National Redress Scheme – DLGSC Information Paper.....	209
11.3.1	Attachment 1: Morawa SinoSteel Future Fund Committee: Criteria for the Community Representative Role	229
11.4.1	Attachment 1: Prime Mover Trailer Combinations – Vehicle Categories.....	230
11.4.1	Attachment 2: RAV Assessment Checklist.....	231
12.1.1	Attachment 1: Morawa Bush Fire Advisory Committee Minutes 12 March 2020...232	
12.1.2	Attachment 1: Morawa Bush Fire AGM Minutes 12 March 2020	236
12.1.3	Attachment 1: Mid-West RRG Minutes 3 April 2020	239
12.1.4	Attachment 1: Morawa Sinosteel Future Fund Committee Minutes 29 April 2020..251	
12.1.5	Attachment 1: Northern Country Zone Flying Minute Minutes 28 April 2020.....	272
12.1.6	Attachment 1: Audit Committee Meeting Minutes 21 May 2020..... To be provided under separate cover	

Mr John van der Meer
Executive Manager Corporate and Community Services
Shire of Morawa
PO Box 14
Morawa WA 6623

Dear John,

This correspondence follows on from our meeting, held on Friday 13, March, 2020, regarding the Shires Strategic Community Plan 2018 – 2028.

The Social Connection Pillar within the plan promotes, a community that is friendly, healthy and inclusive, and in keeping with the theme of promoting and supporting a Healthy Community, I would like to request that council give consideration to an indoor, 24-hour, 7 days a week gymnasium, and commence the process needed to progress the project.

A gym that could be accessed when required, would benefit those living, working and visiting Morawa, and fit into the Social Connection Pillar.

Having accessibility to this facility, all year round, during all weather conditions, has the potential to assist the follow people: -

- People wanting to keep fit on a regular basis when it suits their daily timetable
- Those in need of rehabilitation after injuries and/or surgery
- The Physiotherapist working with people recovering after injuries and/or surgery
- The elderly (gentle gym)
- People engaged in personal training sessions
- Shift workers
- Local sporting groups eg. Football, Hockey and Netball club members

The need for a facility like this is discussed regular around the community by a diverse range of ratepayers.

Respectfully yours,



Maryanne Milloy-Rakich
20 April 2020

Milnrah@bigpond.com

To Whom It May Concern,

I support the request that council give consideration to an indoor, 24-hour, 7 days a week gymnasium. And commence the process needed to progress the project.

A gym that could be accessed when required, would benefit those living, working and visiting Morawa.

Regards,

Signature



Name printed

Wendy Classford-Hill

Date

17/3/20.

To Whom It May Concern,

I support the request that council give consideration to an indoor, 24-hour, 7 days a week gymnasium. And commence the process needed to progress the project.

A gym that could be accessed when required, would benefit those living, working and visiting Morawa.

Regards,

Signature



Name printed SANDRA REARDON

Date 18.3.2020

To Whom It May Concern,

I support the request that council give consideration to an indoor, 24-hour, 7 days a week gymnasium. And commence the process needed to progress the project.

A gym that could be accessed when required, would benefit those living, working and visiting Morawa.

Regards,

Signature



Name printed

Kristen Collins

Date

26/3/20.


To Whom It May Concern,

I support the request that council give consideration to an indoor, 24-hour, 7 days a week gymnasium. And commence the process needed to progress the project.

A gym that could be accessed when required, would benefit those living, working and visiting Morawa.

Regards,

Signature



Name printed

MARGARET HOGBEN

Date

16.4.2020

To Whom It May Concern,

I support the request that council give consideration to an indoor, 24-hour, 7 days a week gymnasium.
And commence the process needed to progress the project.

A gym that could be accessed when required, would benefit those living, working and visiting Morawa.

Regards,

Signature



Name printed

Sarah Clews

Date

19/3/20

To Whom It May Concern,

I support the request that council give consideration to an indoor, 24-hour, 7 days a week gymnasium.
And commence the process needed to progress the project.

A gym that could be accessed when required, would benefit those living, working and visiting Morawa.

Regards,

Signature



Name printed

Caris Johnson

Date

19-03-20

To Whom It May Concern,

I support the request that council give consideration to an indoor, 24-hour, 7 days a week gymnasium.
And commence the process needed to progress the project.

A gym that could be accessed when required, would benefit those living, working and visiting Morawa.

Regards,

Signature



Name printed

LILIANA SOARES DA SILVA

Date 18/03/2020

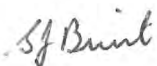
To Whom It May Concern,

I support the request that council give consideration to an indoor, 24-hour, 7 days a week gymnasium.
And commence the process needed to progress the project.

A gym that could be accessed when required, would benefit those living, working and visiting Morawa.

Regards,

Signature



Name printed

Sylvia Buist

Date

18/3/2020

To Whom It May Concern,

I support the request that council give consideration to an indoor, 24-hour, 7 days a week gymnasium. And commence the process needed to progress the project.

A gym that could be accessed when required, would benefit those living, working and visiting Morawa.

Regards,

Signature



Name printed

Darren Hogben

Date

16.4.2020

To Whom It May Concern,

I support the request that council give consideration to an indoor, 24-hour, 7 days a week gymnasium. And commence the process needed to progress the project.

A gym that could be accessed when required, would benefit those living, working and visiting Morawa.

Regards,

Signature



Name printed

JOHN ALEXANDER ELLIOT

Date

16/4/2020.

To Whom It May Concern,

I support the request that council give consideration to an indoor, 24-hour, 7 days a week gymnasium.
And commence the process needed to progress the project.

A gym that could be accessed when required, would benefit those living, working and visiting Morawa.

Regards,

Signature



Name printed

MATTHEW PURSER

Date

26/03/2020

To Whom It May Concern,

I support the request that council give consideration to an indoor, 24-hour, 7 days a week gymnasium.
And commence the process needed to progress the project.

A gym that could be accessed when required, would benefit those living, working and visiting Morawa.

Regards,

Signature



Name printed

Casey Hogben

Date

15.04.20

To Whom It May Concern,

I support the request that council give consideration to an indoor, 24-hour, 7 days a week gymnasium. And commence the process needed to progress the project.

A gym that could be accessed when required, would benefit those living, working and visiting Morawa.

Regards,

Signature



Name printed

CATHERINE MOORE

Date

17th March, 2020

To Whom It May Concern,

I support the request that council give consideration to an indoor, 24-hour, 7 days a week gymnasium. And commence the process needed to progress the project.

A gym that could be accessed when required, would benefit those living, working and visiting Morawa.

Regards,

Signature



Name printed

Minton Milway

Date

16/4/2020

To Whom It May Concern,

I support the request that council give consideration to an indoor, 24-hour, 7 days a week gymnasium.
And commence the process needed to progress the project.

A gym that could be accessed when required, would benefit those living, working and visiting Morawa.

Regards,

Name printed

Jordan Hill

Date

16/4/20

To Whom It May Concern,

I support the request that council give consideration to an indoor, 24-hour, 7 days a week gymnasium.
And commence the process needed to progress the project.

A gym that could be accessed when required, would benefit those living, working and visiting Morawa.

Regards,



Name printed

Mia Andrews
32 Winfield St
Morawa WA 6623

Date

16.4.2020

To Whom It May Concern,

I support the request that council give consideration to an indoor, 24-hour, 7 days a week gymnasium. And commence the process needed to progress the project.

A gym that could be accessed when required, would benefit those living, working and visiting Morawa.

Regards,



Name printed

MICHELLE HUGHES

Date

16-04-20

To Whom It May Concern,

I support the request that council give consideration to an indoor, 24-hour, 7 days a week gymnasium. And commence the process needed to progress the project.

A gym that could be accessed when required, would benefit those living, working and visiting Morawa.

Regards,

Name printed



Date

16/4/20



To whom it may concern

On behalf of the Morawa Football Club I would like to express our club's support for Maryanne's idea to establish a gymnasium in Morawa.

From a football perspective, having access to such a facility in town would go a long way to improving the fitness of our players not only in terms of having access to a range of equipment that they don't currently have on a regular basis but it would also allow trainings to go ahead when it is raining and/or very cold which would, in turn, help to reduce the instances of players getting sick.

Sincerely

Jen Harwood

Secretary

Morawa Football Club

From: gandkmilloy@bigpond.com
To: MILLOY-RAKICH Maryanne
Date: Friday, 17 April 2020 10:08:20 AM

Good morning Maryanne,

Thank you for approaching the shire with this request, I have been in many conversations about the idea of a community gym and how many would potentially benefit.

This would be such a great facility to offer the community and a great promotion of Morawas' stance on community involvement and keeping healthy.

I look forward to the outcome of this proposal.

Regards,

Kristy Milloy

From: [Jayme Tapscott](#)
To: [MILLOY-RAKICH Marianne](#)
Subject: Re: letter
Date: Thursday, 16 April 2020 7:37:04 PM

Dear John,

We are writing to express our support for a 24/7 gym in Morawa. We feel that there are many positives that could come from having such a facility in town.

Kind regards,
Aden & Jayme Tapscott

From: Nadine Hollamby
To: MILLOY-RAKICH Maryanne
Subject:] RE: letter
Date: Friday, 17 April 2020 9:39:00 AM

To Maryanne and Morawa shire,

I completely support the budget allocation for a 24/7 gym in Morawa, particularly if it made use of existing buildings that are currently sitting ideal or underutilised. The health and social benefits would be immense as outlined in Maryanne's letter.

I look forward to hearing more about the development of this project.

Kind regards
Nadine Payne
PO Box 286
Morawa WA 6623

Sent from Mail for Windows 10

Dear John and Councillors,

We are writing in support of the letter submitted from Maryanne Milloy-Rakich, in reference to the concept of a 24/7 gym for the Morawa community.

We believe this project would benefit many residents, ourselves and visitors as outlined in the correspondence.

Thank you for your consideration.

Regards


Gary and Tiki North

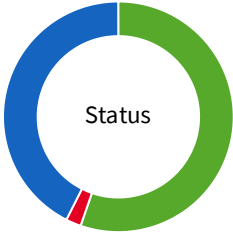


Shire of Morawa Full Monthly Report April 2020

Report Created On: May 08, 2020

Plan Summary


Objective 1  Progress 74%
 Owner: Rob Paull

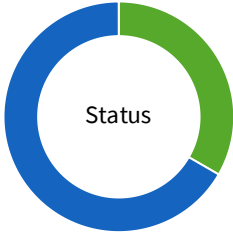


	%	#
On Track	55.32	26
Major Disruption	2.13	1
Completed	42.55	20

Outcome: 9 Strategy: 33 Action: 47

Economic Pillar: A diverse, resilient and innovative economy.


Objective 2  Progress 88%
 Owner: Rob Paull

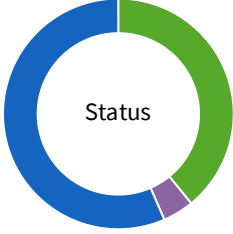


	%	#
On Track	33.33	3
Completed	66.67	6

Outcome: 3 Strategy: 9 Action: 9

Environment Pillar: Protect and enhance the natural environment.


Objective 3  Progress 72%
 Owner: Rob Paull

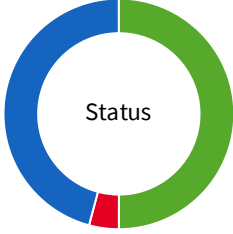


	%	#
On Track	39.13	9
Upcoming	4.35	1
Completed	56.52	13

Outcome: 7 Strategy: 17 Action: 23

Social Connection Pillar: A community that is friendly, healthy and inclusive.


Objective 4  Progress 71%
 Owner: Rob Paull




	%	#
On Track	50.0	12
Major Disruption	4.17	1
Completed	45.83	11

Outcome: 6 Strategy: 18 Action: 24

Leadership and Governance Pillar: A connected community with strong leadership.


Outcome 1.1  Progress 55%
 Owner: Rob Paull

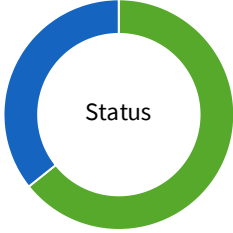


	%	#
On Track	100.0	1

Strategy: 1 Action: 1

Maintain and increase the population. Source cross-references: Shire of Morawa Strategic Community Plan 2018-2028 Reference #1.1; Shire of Morawa Corporate Business Plan 2018-2022 Reference # 1.1.


Outcome 1.2  Progress 71%
 Owner: Rob Paull

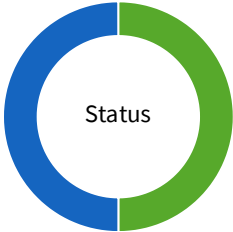


	%	#
On Track	64.29	9
Completed	35.71	5

Strategy: 8 Action: 14

Maximise business, industry and investment opportunities. Source cross-references: Shire of Morawa Strategic Community Plan 2018-2028 Reference #1.2; Shire of Morawa Corporate Business Plan 2018-2022 Reference # 1.2.


Outcome 1.3  Progress 75%
 Owner: Rob Paull

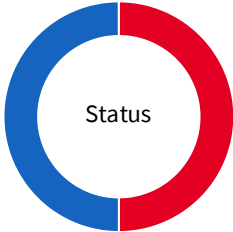


	%	#
On Track	50.0	1
Completed	50.0	1

Strategy: 2 Action: 2

Responsive to innovation and new technologies Source cross-references: Shire of Morawa Strategic Community Plan 2018-2028 Reference #1.3; Shire of Morawa Corporate Business Plan 2018-2022 Reference # 1.3.


Outcome 1.4  Progress 83%
 Owner: Rob Paull

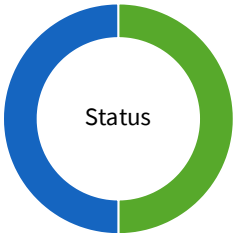


	%	#
Major Disruption	50.0	1
Completed	50.0	1

Strategy: 2 Action: 2

Provide essential services and infrastructure to support population growth Source cross-references: Shire of Morawa Strategic Community Plan 2018-2028 Reference #1.4; Shire of Morawa Corporate Business Plan 2018-2022 Reference ...


Outcome 1.5  Progress 83%
 Owner: Rob Paull

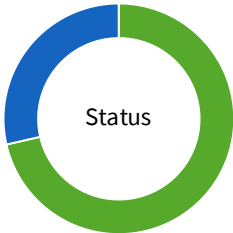


	%	#
On Track	50.0	1
Completed	50.0	1

Strategy: 2 Action: 2

Strategies to revitalise the main street as it is the civic and retail heart connecting the town. Source cross-references: Shire of Morawa Strategic Community Plan 2018-2028 Reference #1.5; Shire of Morawa Corporate Business Plan...


Outcome 1.6  Progress 46%
 Owner: Rob Paull



	%	#
On Track	71.43	5
Completed	28.57	2

Strategy: 5 Action: 7


Attractive and well maintained buildings and streetscapes. Source cross-references: Shire of Morawa Strategic Community Plan 2018-2028 Reference #1.6; Shire of Morawa Corporate Business Plan 2018-2022 Reference # 1.6.

Outcome 1.7  Progress 85%
 Owner: Rob Paull

	%	#
On Track	44.44	4
Completed	55.56	5

Strategy: 5 Action: 9


Well maintained local roads and ancillary infrastructure Source cross-references: Shire of Morawa Strategic Community Plan 2018-2028 Reference #1.7; Shire of Morawa Corporate Business Plan 2018-2022 Reference # 1.7.

Outcome 1.8  Progress 84%
 Owner: Rob Paull

	%	#
On Track	33.33	2
Completed	66.67	4

Strategy: 5 Action: 6


Affordable, diverse and quality accommodation options for both residential and business. Source cross-references: Shire of Morawa Strategic Community Plan 2018-2028 Reference #1.8; Shire of Morawa Corporate Business Plan 2018-2...

Outcome 1.9  Progress 90%
 Owner: Rob Paull

	%	#
On Track	75.0	3
Completed	25.0	1

Strategy: 3 Action: 4


Increased investment in transport networks. Source cross-references: Shire of Morawa Strategic Community Plan 2018-2028 Reference #1.9; Shire of Morawa Corporate Business Plan 2018-2022 Reference # 1.9. Responsible Person: CEO

Outcome 2.1  Progress 87%
 Owner: Rob Paull

	%	#
On Track	33.33	1
Completed	66.67	2

Strategy: 3 Action: 3


Ensure natural resources are used efficiently and effectively. Greater communication, encouragement and promotion of recycling and recycling initiatives. Source cross-references: Shire of Morawa Strategic Community Plan 2018-20...

Outcome 2.2  Progress 88%
 Owner: Rob Paull

	%	#
On Track	25.0	1
Completed	75.0	3

Strategy: 4 Action: 4


Enhance and promote rehabilitation of our native vegetation. Source cross-references: Shire of Morawa Strategic Community Plan 2018-2028 Reference #2.2; Shire of Morawa Corporate Business Plan 2018-2022 Reference # 2.2. Respons...

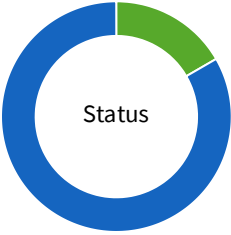
Outcome 2.3  Progress 90%
 Owner: Rob Paull

	%	#
On Track	50.0	1
Completed	50.0	1

Strategy: 2 Action: 2

A regional waste management solution to achieve zero landfill Source cross-references: Shire of Morawa Strategic Community Plan 2018-2028 Reference #2.3; Shire of Morawa Corporate Business Plan 2018-2022 Reference # 2.3. Respon...


Outcome 3.1  Progress 96%
Owner: Rob Paull

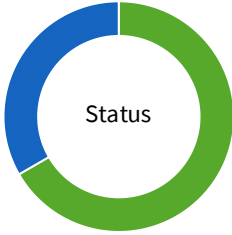


	%	#
On Track	16.67	1
Completed	83.33	5

Strategy: 6 Action: 6

Services and facilities that meet the needs of the community. Source cross-references: Shire of Morawa Strategic Community Plan 2018-2028 Reference #3.1. Shire of Morawa Corporate Business Plan 2018-2022 Reference # 3.1.


Outcome 3.2  Progress 58%
Owner: Rob Paull

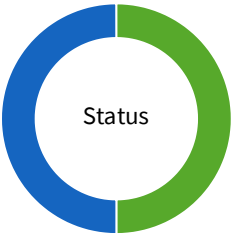


	%	#
On Track	66.67	2
Completed	33.33	1

Strategy: 3 Action: 3

Respect our cultural, indigenous and heritage assets. Source cross-references: Shire of Morawa Strategic Community Plan 2018-2028 Reference #3.2; Shire of Morawa Corporate Business Plan 2018-2022 Reference # 3.2. Responsible pe...


Outcome 3.3  Progress 75%
Owner: Rob Paull

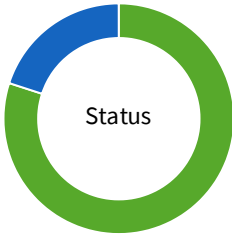


	%	#
On Track	50.0	1
Completed	50.0	1

Strategy: 2 Action: 2

Retain a safe environment. Source cross-references: Shire of Morawa Strategic Community Plan 2018-2028 Reference #3.3; Shire of Morawa Corporate Business Plan 2018-2022 Reference #3.3. Responsible person: CEO


Outcome 3.4  Progress 41%
Owner: Rob Paull

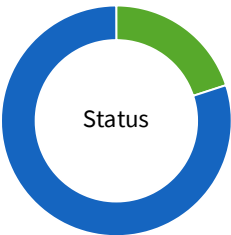


	%	#
On Track	80.0	4
Completed	20.0	1

Strategy: 2 Action: 5

A wide range of regional events. Source cross-references: Shire of Morawa Strategic Community Plan 2018-2028 Reference #3.4; Shire of Morawa Corporate Business Plan 2018-2022 Reference # 3.4. Responsible person: CEO

Outcome 3.5  Progress 90%
Owner: Rob Paull




	%	#
On Track	20.0	1
Completed	80.0	4

Strategy: 2 Action: 5

Improved and well maintained community, recreational and civic infrastructure. Source cross-references: Shire of Morawa Strategic Community Plan 2018-2028 Reference #3.5; Shire of Morawa Corporate Business Plan 2018-2022 Refere...


Outcome 3.6 Progress 0%
Owner: Rob Paull



	%	#
Upcoming	100.0	1

Strategy: 1 Action: 1

Promote and support a Healthy Community. Source cross-references: Shire of Morawa Strategic Community Plan 2018-2028 Reference #3.6; Shire of Morawa Corporate Business Plan 2018-2022 Reference #3.6. Responsible person: CEO


Outcome 3.7  Progress 100%
Owner: Rob Paull

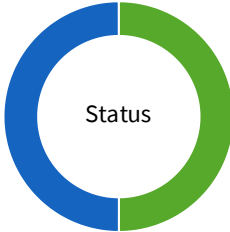


	%	#
Completed	100.0	1

Strategy: 1 Action: 1

Support an Inclusive Community. Source cross-references: Shire of Morawa Strategic Community Plan 2018-2028 Reference #3.7; Shire of Morawa Corporate Business Plan 2018-2022 Reference #3.7.
Responsible person: CEO


Outcome 4.1  Progress 71%
Owner: Rob Paull

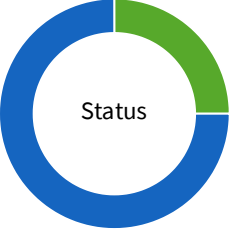


	%	#
On Track	50.0	3
Completed	50.0	3

Strategy: 4 Action: 6

A well informed, connected and engaged community that actively participates. Source cross-references: Shire of Morawa Strategic Community Plan 2018-2028 Reference #4.1; Shire of Morawa Corporate Business Plan 2018-2022 Referenc...


Outcome 4.2  Progress 89%
Owner: Rob Paull

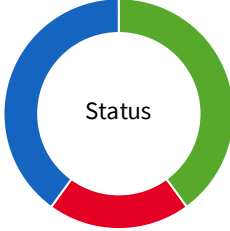


	%	#
On Track	25.0	1
Completed	75.0	3

Strategy: 3 Action: 4

Existing strong community spirit and pride is fostered and encouraged. Source cross-references: Shire of Morawa Strategic Community Plan 2018-2028 Reference #4.2; Shire of Morawa Corporate Business Plan 2018-2022 Reference #4.2...


Outcome 4.3  Progress 64%
Owner: Rob Paull




	%	#
On Track	40.0	2
Major Disruption	20.0	1
Completed	40.0	2

Strategy: 3 Action: 5

A local government that is respected, professional and accountable. Source cross-references: Shire of Morawa Strategic Community Plan 2018-2028 Reference #4.3; Shire of Morawa Corporate Business Plan 2018-2022 Reference #4.3. R...


Outcome 4.4  Progress 42%
Owner: Rob Paull




	%	#
On Track	100.0	1

Strategy: 1 Action: 1

Strong regional partnerships with government and industry. Source cross-references: Shire of Morawa Strategic Community Plan 2018-2028 Reference #4.4; Shire of Morawa Corporate Business Plan 2018-2022 Reference #4.4. Responsibl...


Outcome 4.5  Progress 70%
Owner: Rob Paull

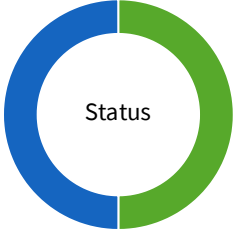


	%	#
On Track	100.0	2

Strategy: 2 Action: 2

Long-term financial viability. Source cross-references: Shire of Morawa Strategic Community Plan 2018-2028 Reference #4.5; Shire of Morawa Corporate Business Plan 2018-2022 Reference #4.5.
Responsible person: CEO


Outcome 4.6  Progress 71%
 Owner: Rob Paull




	%	#
On Track	50.0	3
Completed	50.0	3

Strategy: 5 Action: 6

Attract and retain quality staff. Source cross-references: Shire of Morawa Strategic Community Plan 2018-2028 Reference #4.6; Shire of Morawa Corporate Business Plan 2018-2022 Reference #4.6.
 Responsible person: CEO

Strategy 1.1.1  Progress 55%
Owner: Ellie Cuthbert




Status


On Track

%	#
100.0	1

Action: 1

Make land available for commercial and industrial uses, including the progression of stage 1 industrial area. Source cross-references: Shire of Morawa Strategic Community Plan 2018-2028 Reference #1.1.1; Shire of Morawa Corpora...

Strategy 1.2.1  Progress 55%
Owner: Ellie Cuthbert




Status


On Track

%	#
100.0	1

Action: 1

Continue to liaise with CBH to upgrade and extend grain handling and storage facilities. Source cross-references: Shire of Morawa Strategic Community Plan 2018-2028 Reference #1.2.1; Shire of Morawa Corporate Business Plan 2018...

Strategy 1.2.2  Progress 30%
Owner: Ellie Cuthbert




Status

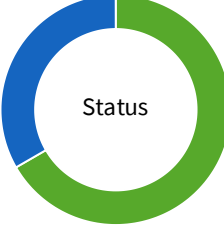
On Track

%	#
100.0	1

Action: 1

Promote Morawa as an attractive place to live and work with appropriate promotional videos suitable for different platforms, including social networking. Source cross-references: Shire of Morawa Strategic Community Plan 2018-20...

Strategy 1.2.3  Progress 63%
Owner: Ellie Cuthbert



Status

On Track


Completed

%	#
66.67	2
33.33	1

Action: 3

Continue to support development of the tourism industry - such as Bike Trails. Source cross-references: Shire of Morawa Strategic Community Plan 2018-2028 Reference #1.2.4; Shire of Morawa Corporate Business Plan 2018-2022 Refe...

Strategy 1.2.4 Progress 100%
Owner: Ellie Cuthbert




Status


Completed

%	#
100.0	1

Action: 1

Engage with resource and mining companies to invest in the region and commit to local employment and buying local. Source cross-references: Shire of Morawa Strategic Community Plan 2018-2028 Reference #1.2.6; Shire of Morawa Co...

Strategy 1.2.5  Progress 71%
Owner: Ellie Cuthbert




Status

On Track

%	#
100.0	2

Action: 2


Develop a Shire based Economic Development Strategy aligned with NMEDS and Regional BluePrint, supporting the Regen Morawa plan. Source cross-references: Shire of Morawa Strategic Community Plan 2018-2028 Reference #1.2.8; Shir...

Strategy 1.2.6  Progress 41%
Owner: *Ellie Cuthbert*

Status	%	#
On Track	100.0	1

Action: 1


Explore any new initiatives from Morawa Regeneration Project.
Source cross-references: Shire of Morawa Strategic Community Plan 2018-2028 Reference #1.2.7 Shire of Morawa Corporate Business Plan 2018-2022 Reference # 1.2.8. Key...

Strategy 1.2.7  Progress 93%
Owner: *Ellie Cuthbert*

Status	%	#
On Track	50.0	1
Completed	50.0	1

Action: 2

Continue to Support the Morawa Visitors Information Centre. Source cross-references: Shire of Morawa Strategic Community Plan 2018-2028 Reference #1.2.10; Shire of Morawa Corporate Business Plan 2018-2022 Reference # 1.2.*9. Ke...

Strategy 1.2.8  Progress 84%
Owner: *Ellie Cuthbert*

Status	%	#
On Track	33.33	1
Completed	66.67	2

Action: 3


Continue to support the Wildflower Country Tourism Committee.
Source cross-references: Shire of Morawa Strategic Community Plan 2018-2028 Reference #1.2.11; Shire of Morawa Corporate Business Plan 2018-2022 Reference # 1.2.10. ...

Strategy 1.3.1 Progress 100%
Owner: *Rob Paull*

Status	%	#
Completed	100.0	1

Action: 1

Support Morawa Farm Improvement Group (MFIG as DAFWA is no longer in existence) in the identification of agriculture innovations.
Source cross-references: Shire of Morawa Strategic Community Plan 2018-2028 Reference #1.3.1; Shi...

Strategy 1.3.2  Progress 50%
Owner: *John Van Der Meer*

Status	%	#
On Track	100.0	1

Action: 1


Advocating for improved telecommunication options and solutions
Source cross-references: Shire of Morawa Strategic Community Plan 2018-2028 Reference #1.3.2; Shire of Morawa Corporate Business Plan 2018-2022 Reference # 1.3.2. ...


Strategy 1.4.1 Progress 100%
Owner: *John Van Der Meer*

Status	%	#
Completed	100.0	1

Action: 1

Advocate and partner with Water Corp for the provision of adequate water capacity, quality and supply. Source cross-references: Shire of Morawa Strategic Community Plan 2018-2028 Reference #1.4.1; Shire of Morawa Corporate Busi...

Strategy 1.4.2  Progress 66%
 Owner: Ellie Cuthbert




Status


Major Disruption

%	#
100.0	1

Action: 1

Investigate and promote Morawa as the ideal location to partner to explore green technologies to become independent of grid for power supplies. Source cross-references: Shire of Morawa Strategic Community Plan 2018-2028 Referen...

Strategy 1.5.1  Progress 65%
 Owner: Rob Paull



Status


On Track

%	#
100.0	1

Action: 1

Town Centre revitalisation strategies as contained in the Morawa Growth Plan Source cross-references: Shire of Morawa Strategic Community Plan 2018-2028 Reference; Shire of Morawa Corporate Business Plan 2018-2022 Reference # 1...

Strategy 1.5.2 Progress 100%
 Owner: Rob Paull




Status


Completed

%	#
100.0	1

Action: 1

Implementation of Entrance Statement Project is not proceeding due to other priorities Source cross-references: Shire of Morawa Strategic Community Plan 2018-2028 Reference; Shire of Morawa Corporate Business Plan 2018-2022 Ref...

Strategy 1.6.1  Progress 70%
 Owner: Ellie Cuthbert




Status


On Track

%	#
100.0	1

Action: 1

Continue to implement and fund Façade Enhancement and Policy 2.3 Heritage Colours – but through the entire Shire subject to high level community engagement. Source cross-references: Shire of Morawa Strategic Community Plan 2018...

Strategy 1.6.2  Progress 5%
 Owner: Paul Buist




Status


On Track

%	#
100.0	2

Action: 2

Continue to maintain a high standard of landscaping and maintenance with appropriate vegetation selection. Source cross-references: Shire of Morawa Strategic Community Plan 2018-2028 Reference #1.7.2; Shire of Morawa Corporate ...

Strategy 1.6.3  Progress 70%
 Owner: Ellie Cuthbert




Status

Status	%	#
On Track	50.0	1
Completed	50.0	1

Action: 2

Explore the concept, including the costs and benefits of establishing a tourism, community and cultural precinct at the old Shire Council Chambers and Town Hall. Source cross-references: Shire of Morawa Strategic Community Plan...

Strategy 1.6.4 Progress 100%
 Owner: Paul Buist



Status


Completed

%	#
100.0	1

Action: 1

Encourage local residents to improve presentation of their properties including removal of those dilapidated and beyond useful life or heritage value. Source cross-references: Shire of Morawa Strategic Community Plan 2018-2028 ...

Strategy 1.6.5 Progress 5%
 Owner: Paul Buist



Status


On Track

%	#
100.0	1

Action: 1

Implement the Street Tree Planning, Footpath and Greening Project utilising native vegetation where possible. Source cross-references: Shire of Morawa Strategic Community Plan 2018-2028 Reference #1.7.5 Shire of Morawa Corporat...

Strategy 1.7.1 Progress 100%
 Owner: Paul Buist



Status

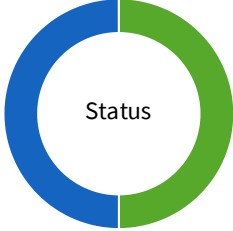
Completed

%	#
100.0	1

Action: 1

Establish a prioritisation schedule and road hierarchy for the upgrade of roads infrastructure and promote successes and completion. Source cross-references: Shire of Morawa Strategic Community Plan 2018-2028 Reference #1.8.1; ...

Strategy 1.7.2 Progress 91%
 Owner: Paul Buist




Status

Status	%	#
On Track	50.0	2
Completed	50.0	2

Action: 4

Maintenance and renewal of roads, and ancillary infrastructure is undertaken in accordance to Shire Asset Management Plan. Source cross-references: Shire of Morawa Strategic Community Plan 2018-2028 Reference #1.8.2; Shire of M...

Strategy 1.7.3 Progress 90%
 Owner: Rob Paull



Status


On Track

%	#
100.0	1

Action: 1

Lobby government and private sector for increased road maintenance funding. Source cross-references: Shire of Morawa Strategic Community Plan 2018-2028 Reference #1.8.3; Shire of Morawa Corporate Business Plan 2018-2022 Referen...

Strategy 1.7.4 Progress 100%
 Owner: Paul Buist




Status

Completed

%	#
100.0	1

Action: 1

Control roadside vegetation. Source: Corporate business plan 2018 summary. Source cross-references: Shire of Morawa Strategic Community Plan 2018-2028 Reference #1.8.4; Shire of Morawa Corporate Business Plan 2018-2022 Referenc...


Strategy 1.7.5  Progress 54%
 Owner: Paul Buist

	%	#
On Track	50.0	1
Completed	50.0	1

Status

Action: 2

Develop Footpath Development and Asset Management Plan. Source cross-references: Shire of Morawa Strategic Community Plan 2018-2028 Reference #1.8.5; Shire of Morawa Corporate Business Plan 2018-2022 Reference # 1.7.5. Key Part...


Strategy 1.8.1  Progress 83%
 Owner: Rob Paull

	%	#
On Track	100.0	1

Status

Action: 1

Identify preferred sustainable use(s) and seek funding to redevelop the old Morawa Hospital. Source cross-references: Shire of Morawa Strategic Community Plan 2018-2028 Reference #1.8.1; Shire of Morawa Corporate Business Plan ...

Strategy 1.8.2  Progress 59%
 Owner: Ellie Cuthbert

	%	#
On Track	50.0	1
Completed	50.0	1

Status

Action: 2

Investigate options and facilitate the development of a broader range of affordable and quality tourism accommodation Source cross-references: Shire of Morawa Strategic Community Plan 2018-2028 Reference #1.8.2; Shire of Morawa...

Strategy 1.8.3 Progress 100%
 Owner: Rob Paull

	%	#
Completed	100.0	1

Status

Action: 1

Lobby government and private sector for increased road maintenance funding. Source cross-references: Shire of Morawa Strategic Community Plan 2018-2028 Reference #1.8.3; Shire of Morawa Corporate Business Plan 2018-2022 Referen...

Strategy 1.8.4 Progress 100%
 Owner: Paul Buist

	%	#
Completed	100.0	1

Status

Action: 1

Control roadside vegetation. (Progress on this item is reported under 1.7.4.1) Source cross-references: Shire of Morawa Strategic Community Plan 2018-2028 Reference #1.8.4; Shire of Morawa Corporate Business Plan 2018-2022 Refe...


Strategy 1.8.5 Progress 100%
 Owner: Paul Buist


	%	#
Completed	100.0	1

Status

Action: 1

Develop Footpath Development and Asset Management Plan. (progress on the Footpath plan is reported under Action 1.7.5.1) Source cross-references: Shire of Morawa Strategic Community Plan 2018-2028 Reference #1.8.5; Shire of Mor...

Strategy 1.9.1  Progress 85%
 Owner: Rob Paull




Status


On Track

%	#
100.0	2

Action: 2

Secure funding to seal the Morawa airport, Work with potential private interests/partnerships and RADS - CEO. Encourage multi-user activities of the Morawa aerodrome from within the aviation industry - EDM Source: Corporate bus...

Strategy 1.9.2  Progress 90%
 Owner: Rob Paull



Status


On Track

%	#
100.0	1

Action: 1

Continue to lobby to widen and upgrade the Mullewa-Morawa section of the Wubin-Mullewa Rd. Lobby for continuation of funding in state budget for Main Roads completion - CEO Source: Corporate business plan 2018 summary Key Partn...

Strategy 1.9.3 Progress 100%
 Owner: Paul Buist



Status


Completed

%	#
100.0	1

Action: 1

Improve access to local transport

Strategy 2.1.1 Progress 100%
 Owner: Rob Paull




Status


Completed

%	#
100.0	1

Action: 1

Greater communication, encouragement and promotion of recycling and recycling initiatives. Source cross-references: Shire of Morawa Strategic Community Plan 2018-2028 Reference #2.1.1; Shire of Morawa Corporate Business Plan 20...

Strategy 2.1.2  Progress 60%
 Owner: Paul Buist



Status


On Track

%	#
100.0	1

Action: 1

Increase capacity of Town Dam to enable reuse greening initiatives. Source cross-references: Shire of Morawa Strategic Community Plan 2018-2028 Reference #2.1.3; Shire of Morawa Corporate Business Plan 2018-2022 Reference # 2.1...

Strategy 2.1.3 Progress 100%
 Owner: Ellie Cuthbert



Status


Completed

%	#
100.0	1

Action: 1

Investigate opportunities for co-locating alternative energy opportunities. Source cross-references: Shire of Morawa Strategic Community Plan 2018-2028 Reference #2.14; Shire of Morawa Corporate Business Plan 2018-2022 Referenc...

Strategy 2.2.1 Progress 100%
 Owner: Paul Buist



Status


Completed

%	#
100.0	1

Action: 1

Continue to manage feral flora and fauna. Contribution to the CWBA might be required in out years. Source cross-references: Shire of Morawa Strategic Community Plan 2018-2028 Reference #2.2.1; Shire of Morawa Corporate Business ...

Strategy 2.2.2 Progress 100%
 Owner: Paul Buist



Status


Completed

%	#
100.0	1

Action: 1

Rehabilitate, protect and conserve Shire controlled land, with greater emphasis on controlling Declared Pest Plants. Source cross-references: Shire of Morawa Strategic Community Plan 2018-2028 Reference #2.2.2; Shire of Morawa ...

Strategy 2.2.3 Progress 50%
 Owner: Paul Buist



Status


On Track

%	#
100.0	1

Action: 1

Support and promote environmental management practices. Source cross-references: Shire of Morawa Strategic Community Plan 2018-2028 Reference #2.2.3; Shire of Morawa Corporate Business Plan 2018-2022 Reference #2.2.3. Responsib...

Strategy 2.2.4 Progress 100%
 Owner: Paul Buist



Status


Completed

%	#
100.0	1

Action: 1

Undertake a Flora and Fauna Study. Source cross-references: Shire of Morawa Strategic Community Plan 2018-2028 Reference #2.2.4; Shire of Morawa Corporate Business Plan 2018-2022 Reference #2.2.4. Key Partners: DER. Responsible...

Strategy 2.3.1 Progress 80%
 Owner: Rob Paull



Status


On Track

%	#
100.0	1

Action: 1

Review and update Waste Management Strategy and Identify regional locations for waste collection. Source cross-references: Shire of Morawa Strategic Community Plan 2018-2028 Reference #2.3.1; Shire of Morawa Corporate Business ...

Strategy 2.3.2 Progress 100%
 Owner: Rob Paull



Status


Completed

%	#
100.0	1

Action: 1

Investigate commercial opportunities to receive and process externally sourced liquid and solid waste. Source cross-references: Shire of Morawa Strategic Community Plan 2018-2028 Reference #2.3.2; Shire of Morawa Corporate Busi...

Strategy 3.1.1 Progress 100%
 Owner: John Van Der Meer



Status


Completed

%	#
100.0	1

Action: 1

Support the provision of adequate GP services, Dental, Allied Health and the role of NDIS and aged persons support Source cross-references: Shire of Morawa Strategic Community Plan 2018-2028 Reference #3.1.1; Shire of Morawa Co...

Strategy 3.1.2 Progress 100%
 Owner: Rob Paull




Status


Completed

%	#
100.0	1

Action: 1

Advocate and support the maintenance of adequate police and emergency services. Source cross-references: Shire of Morawa Strategic Community Plan 2018-2028 Reference #3.1.2; Shire of Morawa Corporate Business Plan 2018-2022 Ref...

Strategy 3.1.3  Progress 75%
 Owner: John Van Der Meer



Status


On Track

%	#
100.0	1

Action: 1

Continue to operate and resource the Morawa Youth Centre. Source cross-references: Shire of Morawa Strategic Community Plan 2018-2028 Reference #3.1.3; Shire of Morawa Corporate Business Plan 2018-2022 Reference #3.1.2. Key Par...

Strategy 3.1.4 Progress 100%
 Owner: John Van Der Meer



Status


Completed

%	#
100.0	1

Action: 1

Advocate and continue to support the Morawa Community Resource Centre. Source cross-references: Shire of Morawa Strategic Community Plan 2018-2028 Reference #3.1.5; Shire of Morawa Corporate Business Plan 2018-2022 Reference #3...

Strategy 3.1.5 Progress 100%
 Owner: John Van Der Meer



Status


Completed

%	#
100.0	1

Action: 1

Continue to provide Department of Transport Licensing Services Source cross-references: Shire of Morawa Strategic Community Plan 2018-2028 Reference #3.1.6; Shire of Morawa Corporate Business Plan 2018-2022 Reference #3.1.5. Ke...

Strategy 3.1.6 Progress 100%
 Owner: John Van Der Meer




Status


Completed

%	#
100.0	1

Action: 1

Continue to support the visiting Vet Services. Source cross-references: Shire of Morawa Strategic Community Plan 2018-2028 Reference #3.1.7; Shire of Morawa Corporate Business Plan 2018-2022 Reference #3.1.6. Responsible person...

Strategy 3.2.1  Progress 100%
Owner: John Van Der Meer




Status

Completed


%	#
100.0	1

Action: 1

Support to community activities and events. Source cross-references: Shire of Morawa Strategic Community Plan 2018-2028 Reference #3.2.1; Shire of Morawa Corporate Business Plan 2018-2022 Reference #3.2.1. Key Partners: DCA, TW...

Strategy 3.2.2  Progress 50%

Owner: John Van Der Meer




Status

On Track


%	#
100.0	1

Action: 1

Develop a Reconciliation Action Plan (RAP) through high-level community engagement. Source cross-references: Shire of Morawa Strategic Community Plan 2018-2028 Reference #3.2.2; Shire of Morawa Corporate Business Plan 2018-2022...

Strategy 3.2.3  Progress 25%

Owner: Ellie Cuthbert



Status

On Track


%	#
100.0	1

Action: 1

Explore opportunities and grants to appropriately re-purpose heritage assets. Source cross-references: Shire of Morawa Strategic Community Plan 2018-2028 Reference #3.2.3; Shire of Morawa Corporate Business Plan 2018-2022 Refer...

Strategy 3.3.1 Progress 100%

Owner: John Van Der Meer




Status

Completed


%	#
100.0	1

Action: 1

Continue to support visiting ranger services. Source cross-references: Shire of Morawa Strategic Community Plan 2018-2028 Reference #3.2.3. Shire of Morawa Corporate Business Plan 2018-2022 Reference #3.3.1. Key Partners: MWRC....

Strategy 3.3.2  Progress 50%

Owner: John Van Der Meer




Status

On Track

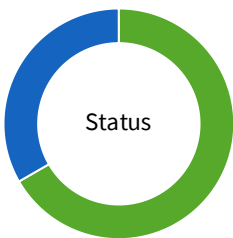
%	#
100.0	1

Action: 1

Develop a Public Health Plan. Source cross-references: Shire of Morawa Strategic Community Plan 2018-2028 Reference #3.3.2; Shire of Morawa Corporate Business Plan 2018-2022 Reference #3.3.2. Key Partners: HWA. Responsible pers...

Strategy 3.4.1  Progress 60%

Owner: Ellie Cuthbert



Status


On Track

%	#
66.67	2
33.33	1

Completed

Action: 3

Continue to support Morawa Biennial Arts Awards and Exhibition. Source cross-references: Shire of Morawa Strategic Community Plan 2018-2028 Reference #3.4.1; Shire of Morawa Corporate Business Plan 2018-2022 Reference # 3.4.1....

Strategy 3.4.2  Progress 13%
Owner: Ellie Cuthbert

Status	%	#
On Track	100.0	2

Action: 2


Work with the community to develop and promote a community events calendar and plan with a unique or iconic event. Source cross-references: Shire of Morawa Strategic Community Plan 2018-2028 Reference #3.4.2; Shire of Morawa Co...

Strategy 3.5.1 Progress 100%
Owner: Paul Buist

Status	%	#
Completed	100.0	4

Action: 4

Maintain community recreational and civic infrastructure in accordance to the Shire Asset Management Plans. Source cross-references: Shire of Morawa Strategic Community Plan 2018-2028 Reference #3.5.1; Shire of Morawa Corporate...

Strategy 3.5.2  Progress 49%
Owner: Rob Paull

Status	%	#
On Track	100.0	1

Action: 1

Continue to implement the Recreation Master Plan to ensure Morawa recreation assets are sub-regional centre standard. Source cross-references: Shire of Morawa Strategic Community Plan 2018-2028 Reference #3.5.2; Shire of Morawa...

Strategy 3.6.1 Progress 0%
Owner: John Van Der Meer

Status	%	#
Upcoming	100.0	1

Action: 1

Explore and implement outdoor gymnasium equipment Source cross-references: Shire of Morawa Strategic Community Plan 2018-2028 Reference #3.6.2; Shire of Morawa Corporate Business Plan 2018-2022 Reference #3.6.1. Key Partners: D...

Strategy 3.7.1 Progress 100%
Owner: John Van Der Meer

Status	%	#
Completed	100.0	1

Action: 1

Welcome and support new community members through appropriate activities and events. Source cross-references: Shire of Morawa Strategic Community Plan 2018-2028 Reference #3.7.1; Shire of Morawa Corporate Business Plan 2018-202...

Strategy 4.1.1 Progress 100%
Owner: Rob Paull

Status	%	#
Completed	100.0	1

Action: 1

Continue to produce the Snippets and develop ways of communicating and interacting more effectively. Source cross-references: Shire of Morawa Strategic Community Plan 2018-2028 Reference #4.1.1; Shire of Morawa Corporate Busine...

Strategy 4.1.2 Progress 100%
 Owner: Rob Paull

Status	%	#
Completed	100.0	1

Action: 1

Implement the communications and engagement plan and framework in all major initiatives. Source cross-references: Shire of Morawa Strategic Community Plan 2018-2028 Reference #4.1.2; Shire of Morawa Corporate Business Plan 2018...

Strategy 4.1.3 Progress 100%
 Owner: Rob Paull

Status	%	#
Completed	100.0	1

Action: 1

Develop and implement community development, governance and marketing strategies in the Growth Plan. Source cross-references: Shire of Morawa Strategic Community Plan 2018-2028 Reference #4.1.3; Shire of Morawa Corporate Busine...

Strategy 4.1.4 Progress 42%
 Owner: Rob Paull

Status	%	#
On Track	100.0	3

Action: 3

Effectively utilise social engagement platforms such as Facebook to engage in a timely and efficient manner. Source cross-references: Shire of Morawa Strategic Community Plan 2018-2028 Reference #4.1.4; Shire of Morawa Corporat...

Strategy 4.2.1 Progress 78%
 Owner: Rob Paull

Status	%	#
On Track	50.0	1
Completed	50.0	1

Action: 2

Continue to administer the Morawa Future Fund. Source cross-references: Shire of Morawa Strategic Community Plan 2018-2028 Reference #4.2.1; Shire of Morawa Corporate Business Plan 2018-2022 Reference #4.2.1. Key Partners: SMC...

Strategy 4.2.2 Progress 100%
 Owner: John Van Der Meer

Status	%	#
Completed	100.0	1

Action: 1

Support leaderships /youth development programs through the Morawa Youth Centre. Source cross-references: Shire of Morawa Strategic Community Plan 2018-2028 Reference #4.2.2; Shire of Morawa Corporate Business Plan 2018-2022 R...

Strategy 4.2.3 Progress 100%
 Owner: John Van Der Meer

Status	%	#
Completed	100.0	1

Action: 1

Continue to acknowledge and support volunteers and provide access to tools and information such as through the government site <https://www.dsr.wa.gov.au/clubs> . Source cross-references: Shire of Morawa Strategic Community Plan ...

Strategy 4.3.1  Progress 100%
Owner: Rob Paull




Status


Completed

%	#
100.0	1

Action: 1

Provision of professional training and development opportunities for Councillors. Source cross-references: Shire of Morawa Strategic Community Plan 2018-2028 Reference #4.3.1; Shire of Morawa Corporate Business Plan 2018-2022 R...

Strategy 4.3.2  Progress 23%
Owner: Ellie Cuthbert





Status

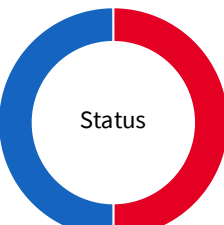
On Track

%	#
100.0	2

Action: 2

Undertake annual customer satisfaction and feedback surveys. Source cross-references: Shire of Morawa Strategic Community Plan 2018-2028 Reference #4.3.2; Shire of Morawa Corporate Business Plan 2018-2022 Reference #4.3.2. Resp...

Strategy 4.3.3   Progress 88%
Owner: John Van Der Meer





Status

%	#
50.0	1
50.0	1

Action: 2

Maintain a high standard of customer service and record keeping. Source cross-references: Shire of Morawa Strategic Community Plan 2018-2028 Reference #4.3.3. Shire of Morawa Corporate Business Plan 2018-2022 Reference #4.3.3 R...

Strategy 4.4.1  Progress 42%
Owner: Ellie Cuthbert




Status


On Track

%	#
100.0	1

Action: 1

Deliver services as a sub-regional hub for the North Midlands. Source cross-references: Shire of Morawa Strategic Community Plan 2018-2028 Reference #4.4.1; Shire of Morawa Corporate Business Plan 2018-2022 Reference #4.4.1. Ke...

Strategy 4.5.1  Progress 65%
Owner: John Van Der Meer




Status


On Track

%	#
100.0	1

Action: 1

Maintain a Financial Health Indicator (FHI) score within acceptable benchmarks. Source cross-references: Shire of Morawa Strategic Community Plan 2018-2028 Reference #4.5.1; Shire of Morawa Corporate Business Plan 2018-2022 Ref...

Strategy 4.5.2  Progress 75%
Owner: Rob Paull



Status

On Track

%	#
100.0	1

Action: 1

Ensure currency of all required IPRF documents including Assets Management Plans, Plant Replacement Programs, Corporate Business Plans and Long Term Financial Plans. Source cross-references: Shire of Morawa Strategic Community ...

Strategy 4.6.1 Progress 100%
Owner: John Van Der Meer

Status	%	#
Completed	100.0	2

Action: 2

Continue to provide staff training and development. Source cross-references: Shire of Morawa Strategic Community Plan 2018-2028 Reference #4.6.1; Shire of Morawa Corporate Business Plan 2018-2022 Reference # 4.6.1. Key Partners...

Strategy 4.6.2 Progress 0%
Owner: Rob Paull

Status	%	#
On Track	100.0	1

Action: 1

Provide quality affordable rental housing for staff. Source cross-references: Shire of Morawa Strategic Community Plan 2018-2028 Reference #4.6.2; Shire of Morawa Corporate Business Plan 2018-2022 Reference #4.6.2. Key Partners...

Strategy 4.6.3 Progress 50%
Owner: Rob Paull

Status	%	#
On Track	100.0	1

Action: 1

Provide traineeships and workforce re-entry programs within the Shire. Source cross-references: Shire of Morawa Strategic Community Plan 2018-2028 Reference #4.6.3; Shire of Morawa Corporate Business Plan 2018-2022 Reference 4....

Strategy 4.6.4 Progress 100%
Owner: Rob Paull

Status	%	#
Completed	100.0	1

Action: 1

Develop a staff attraction and retention strategy. Source cross-references: Shire of Morawa Strategic Community Plan 2018-2028 Reference #4.6.4; Shire of Morawa Corporate Business Plan 2018-2022 Reference #4.6.4. Key Partners: ...

Strategy 4.6.5 Progress 77%
Owner: Rob Paull

Status	%	#
On Track	100.0	1

Action: 1

Provision of appropriate professional development opportunities for Staff. Source cross-references: Shire of Morawa Strategic Community Plan 2018-2028 Reference #4.6.5; Key Partners: WALGA, NMLGA. Responsible person: CEO

Objective 1 Progress 74%

Economic Pillar: A diverse, resilient and innovative economy.

Owner: Rob Paull

	%	#
On Track	55.32	26
Major Disruption	2.13	1
Completed	42.55	20

Outcome: 9 Strategy: 33 Action: 47

Outcome 1.1 Progress 55%

Maintain and increase the population.

	%	#
On Track	100.0	1

Source cross-references: Shire of Morawa Strategic Community Plan 2018-2028 Reference #1.1; Shire of Morawa Corporate Business Plan 2018-2022 Reference # 1.1.

Owner: Rob Paull

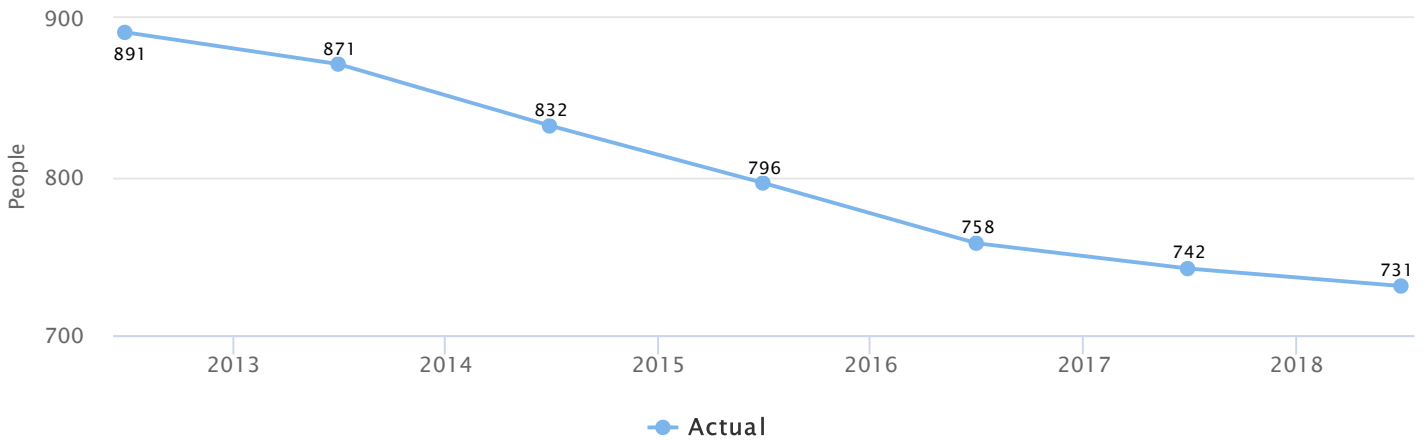
Strategy: 1 Action: 1

Outcome 1.1 > KPI

Estimated Resident Population - Population - As at 30 June

Source: Australian Bureau of Statistics

Owner: Graeme Whitmore Last Update: Oct 24, 2018 22:56:23



Strategy 1.1.1 Progress 55%

Make land available for commercial and industrial uses, including the progression of stage 1 industrial area.

	%	#
On Track	100.0	1

Source cross-references: Shire of Morawa Strategic Community Plan 2018-2028 Reference #1.1.1; Shire of Morawa Corporate Business Plan 2018-2022 Reference # 1.1.1; Key Partners #LANDCORP

Owner: Ellie Cuthbert

Action: 1

Update provided by Ellie Cuthbert on Apr 02, 2020 05:15:20

Action 1.1.1.1: Continue to monitor any requirement for the supply of industrial land, should future demand increase. (55% completed)

This is paused at present. Currently exploring the number of Shire owned blocks to see if there is an opportunity to release these.

Action 1.1.1.1  Jul 01, 2019 - Jun 30, 2020 On Track Progress 55%

Continue to monitor any requirement for the supply of industrial land, should future demand increase.

Owner: Ellie Cuthbert

Update provided by Ellie Cuthbert on Apr 02, 2020 00:44:57

This is paused at present. Currently exploring the number of Shire owned blocks to see if there is an opportunity to release these.

Outcome 1.2  Progress 71%

Maximise business, industry and investment opportunities.

	%	#
On Track	64.29	9
Completed	35.71	5

Source cross-references: Shire of Morawa Strategic Community Plan 2018-2028 Reference #1.2; Shire of Morawa Corporate Business Plan 2018-2022 Reference # 1.2.

Owner: Rob Paull

Strategy: 8 Action: 14

Strategy 1.2.1  Progress 55%

Continue to liaise with CBH to upgrade and extend grain handling and storage facilities.

	%	#
On Track	100.0	1

Source cross-references: Shire of Morawa Strategic Community Plan 2018-2028 Reference #1.2.1; Shire of Morawa Corporate Business Plan 2018-2022 Reference # 1.2.1. Key Partners: # CBH; Responsible person: EDM


Owner: Ellie Cuthbert

Action: 1

Update provided by Ellie Cuthbert on Apr 02, 2020 05:15:32

Action 1.2.1.1: Formalise regular meetings with CBH to maintain contact and a clear channel of communication. (55% completed)

CEO has been working on engaging CBH in discussions.

Action 1.2.1.1  Jul 01, 2019 - Jun 30, 2020 On Track Progress 55%

Formalise regular meetings with CBH to maintain contact and a clear channel of communication.

Owner: Ellie Cuthbert

Update provided by Ellie Cuthbert on Apr 02, 2020 00:46:31

CEO has been working on engaging CBH in discussions.

Strategy 1.2.2  Progress 30%

Promote Morawa as an attractive place to live and work with appropriate promotional videos suitable for different platforms, including social networking.

On Track

%	#
100.0	1

Source cross-references: Shire of Morawa Strategic Community Plan 2018-2028 Reference #1.2.2 Shire of Morawa Corporate Business Plan 2018-2022 Reference # 1.2.2 Key Partners: #MWDC, RDA; Responsible person: EDM

Owner: Ellie Cuthbert

Action: 1

Update provided by Ellie Cuthbert on Apr 02, 2020 05:16:01

Action 1.2.2.1: Prepare marketing plan using an external consultant. \$10K matching for grants required in 2019/20 Budget – (\$40k exp/ \$20k income) EDM. Key Partners: #MWDC #DRD #Regen (30% completed)

Need to have a discussion with the Acting CEO about how he would like to progress this.

Action 1.2.2.1  Jul 01, 2019 - Jun 30, 2020 On Track Progress 30%

Prepare marketing plan using an external consultant. \$10K matching for grants required in 2019/20 Budget – (\$40k exp/ \$20k income) EDM. Key Partners: #MWDC #DRD

#Regen

Owner: Ellie Cuthbert

Update provided by Ellie Cuthbert on Apr 02, 2020 01:05:53

Need to have a discussion with the Acting CEO about how he would like to progress this.

Strategy 1.2.3  Progress 63%

Continue to support development of the tourism industry - such as Bike Trails.

On Track
Completed

%	#
66.67	2
33.33	1

Source cross-references: Shire of Morawa Strategic Community Plan 2018-2028 Reference #1.2.4; Shire of Morawa Corporate Business Plan 2018-2022 Reference # 1.2.3. Responsible person: EDM

Owner: Ellie Cuthbert

Action: 3

Update provided by Ellie Cuthbert on Apr 02, 2020 05:16:11

Action 1.2.3.2: Supports Tourism Development item 1.2.3. Identify community needs for products services in Morawa (identify Pop up Business opportunities). Develop a Shire of Morawa Incentive scheme. Identify and highlight specific locations available for pop-up businesses to operate from in Morawa as required. Assess the potential for Pop-ups as part of business incentive with 1.2.3 - EDM. Key Partners: #TWA #Regen (35% completed)

In the current COVID-19 situation we are currently seeking to reexamine these areas in order to develop a more comprehensive plan for the recovery phase.

Action 1.2.3.3: Increase tourism visitation through the protection and promotion of Morawa's pristine dark sky environment. Additionally, explore the opportunity add value through the inclusion of Aboriginal cultural stories to enhance the uniqueness of the local Astro-Tourism product (55% completed)

Due to teh COVID-19 pandemic the trial runs for Yvettes Aboriginal stories in partnership with tour Astro tourism night has been postponed until a later date.

Action 1.2.3.1

Jul 01, 2019 - Jun 30, 2020

Completed

Progress 100%

Previously identified as 1.2.4

Explore the business case for development of a Mountain Bike Trail Network. Explore LotteryWest funding for planning and construction and resource companies. \$30K contribution required in 2018/19 Budget – CEO. Key Partners: #TWA

#Regen

Owner: Rob Paull

Update provided by Chris Linnell on Nov 12, 2019 06:52:20

Council endorsed the Economic Business Case for the Trails Project at the October OCM. Work to now focus on the detailed design and delivery of the Trails.

Action 1.2.3.2

Jul 01, 2019 - Jun 01, 2020

On Track

Progress 35%

Supports Tourism Development item 1.2.3.

1. Identify community needs for products services in Morawa (identify Pop up Business opportunities).
2. Develop a Shire of Morawa Incentive scheme.
3. Identify and highlight specific locations available for pop-up businesses to operate from in Morawa as required.

Assess the potential for Pop-ups as part of business incentive with 1.2.3 - EDM. Key Partners: #TWA

#Regen

Owner: Ellie Cuthbert

Update provided by Ellie Cuthbert on Apr 02, 2020 01:08:53

In the current COVID-19 situation we are currently seeking to reexamine these areas in order to develop a more comprehensive plan for the recovery phase.

Action 1.2.3.3

Jul 01, 2019 - Jun 30, 2020

On Track

Progress 55%

Increase tourism visitation through the protection and promotion of Morawa's pristine dark sky environment. Additionally, explore the opportunity add value through the inclusion of Aboriginal cultural stories to enhance the uniqueness of the local Astro-Tourism product

Owner: Ellie Cuthbert

Update provided by Ellie Cuthbert on Apr 02, 2020 01:11:59

Due to teh COVID-19 pandemic the trial runs for Yvettes Aboriginal stories in partnership with tour Astro tourism night has been postponed until a later date.

Strategy 1.2.4 Progress 100%

Engage with resource and mining companies to invest in the region and commit to local employment and buying local.

Completed

%	#
100.0	1

Source cross-references: Shire of Morawa Strategic Community Plan 2018-2028 Reference #1.2.6; Shire of Morawa Corporate Business Plan 2018-2022 Reference # 1.2.6. Key Partners: #Karara Mining, Sinosteel.
 Responsible person: EDM

Owner: Ellie Cuthbert

Action: 1

Update provided by Ellie Cuthbert on Jul 22, 2019 01:34:07

Action 1.2.4.1: Engage with organisations to encourage local procurement opportunities. (80% completed)

The planned update has been rescheduled to August

Action 1.2.4.1 Jul 01, 2019 - Jun 30, 2020 Completed Progress 100%

Engage with organisations to encourage local procurement opportunities.

Owner: Ellie Cuthbert

Update provided by Ellie Cuthbert on Apr 02, 2020 01:25:20

Discussions with acting CEO on how we can best engage our businesses. With the current COVID-19 Pandemic the CEO is presenting a new procurement policy that will assist in purchasing locally. This will ideally assist local business with their cash flow during the current pandemic.

Strategy 1.2.5  Progress 71%

Develop a Shire based Economic Development Strategy aligned with NMEDS and Regional BluePrint, supporting the Regen Morawa plan.

On Track

%	#
100.0	2

Source cross-references: Shire of Morawa Strategic Community Plan 2018-2028 Reference #1.2.8; Shire of Morawa Corporate Business Plan 2018-2022 Reference # 1.2.7. Responsible person: EDM

Owner: Ellie Cuthbert

Action: 2

Update provided by Ellie Cuthbert on Apr 02, 2020 05:16:22

Action 1.2.5.1: Attend quarterly meeting with NMEITA (North Midlands Education Industry Training Alliance) to position Mowara as education, industry and training hub #Regen (92% completed)

First NMEITA meeting has been held with good attendance. It was decided to hold a workshop to progress the 10 year education master plan. Unfortunately as a result of the COVID-19 pandemic this has been placed largely on hold. There may be an opportunity to trial a virtual workshop - this will be explored.

Action 1.2.5.2: Create an Economic development strategy and present to Council. Once adopted, produce an economic action plan for endorsement. #Regen (50% completed)

The new acting CEO has been discussing the opportunity to develop an economic and tourism strategy. The EDM will explore other shires to see what they have done in this space.

Action 1.2.5.1



Jul 01, 2019 - Jun 30, 2020

On Track

Progress 92%

Attend quarterly meeting with NMEITA (North Midlands Education Industry Training Alliance) to position Morawa as education, industry and training hub

#Regen

Owner: Ellie Cuthbert

Update provided by Ellie Cuthbert on Apr 02, 2020 01:15:36

First NMEITA meeting has been held with good attendance. It was decided to hold a workshop to progress the 10 year education master plan. Unfortunately as a result of the COVID-19 pandemic this has been placed largely on hold. There may be an opportunity to trial a virtual workshop - this will be explored.

Action 1.2.5.2



Jul 01, 2019 - Jun 30, 2020

On Track

Progress 50%

Create an Economic development strategy and present to Council. Once adopted, produce an economic action plan for endorsement.

#Regen

Owner: Ellie Cuthbert

Update provided by Ellie Cuthbert on Apr 02, 2020 01:20:55

The new acting CEO has been discussing the opportunity to develop an economic and tourism strategy. The EDM will explore other shires to see what they have done in this space.

Strategy 1.2.6



Progress 41%

Explore any new initiatives from Morawa Regeneration Project.

On Track

%	#
100.0	1

Source cross-references: Shire of Morawa Strategic Community Plan 2018-2028 Reference #1.2.7 Shire of Morawa Corporate Business Plan 2018-2022 Reference # 1.2.8. Key Partners: # MWDC. Responsible person: EDM

Owner: Ellie Cuthbert

Action: 1

Update provided by Ellie Cuthbert on Apr 02, 2020 05:16:35

Action 1.2.6.1: Create an overarching Regen Morawa strategy report for Council that collects progress from all economic and social strategic actions from across the strategic community plan #Regen (41% completed)

Have gone through all the actions with Chris and created a proposed Regen Morawa plan report. This needs to be discussed in more detail with ACEO.

Action 1.2.6.1



Jul 01, 2019 - Jun 30, 2020

On Track

Progress 41%

Create an overarching Regen Morawa strategy report for Council that collects progress from all economic and social strategic actions from across the strategic community plan

#Regen

Owner: *Ellie Cuthbert*

Update provided by Ellie Cuthbert on Apr 02, 2020 01:26:40

Have gone through all the actions with Chris and created a proposed Regen Morawa plan report. This needs to be discussed in more detail with ACEO.

Strategy 1.2.7



Progress 93%

Continue to Support the Morawa Visitors Information Centre.

	%	#
On Track	50.0	1
Completed	50.0	1

Source cross-references: Shire of Morawa Strategic Community Plan 2018-2028 Reference #1.2.10; Shire of Morawa Corporate Business Plan 2018-2022 Reference # 1.2.*9. Key Partners: # TWA. Responsible person: EDM

Owner: *Ellie Cuthbert*

Action: 2

Update provided by Ellie Cuthbert on Apr 02, 2020 05:20:35

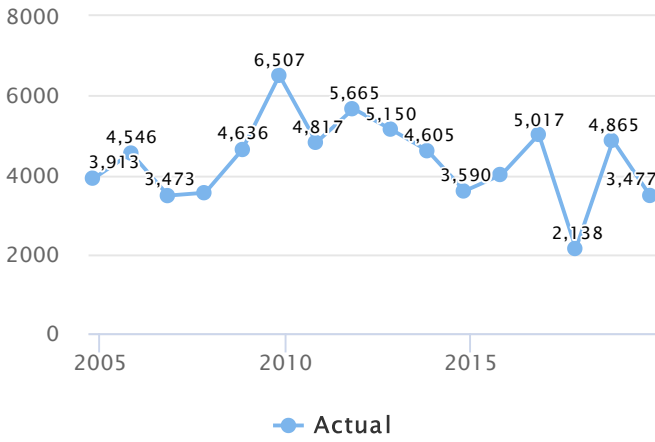
Action 1.2.7.2: Promote visitor tourism, install interpretive signage (\$25K) (85% completed)
This has been on hold in the current COVID-19 situation however the EDM is still trying to source a range of photos from Tony Tropiano.

Strategy 1.2.7 > KPI

Morawa Visitors Centre Statistics - Total Annual Visitors

Annual combined total, Locals + Visitors from May to October, Morawa Visitors Centre Statistics

Owner: Ellie Cuthbert Last Update: Nov 01, 2019 00:27:48



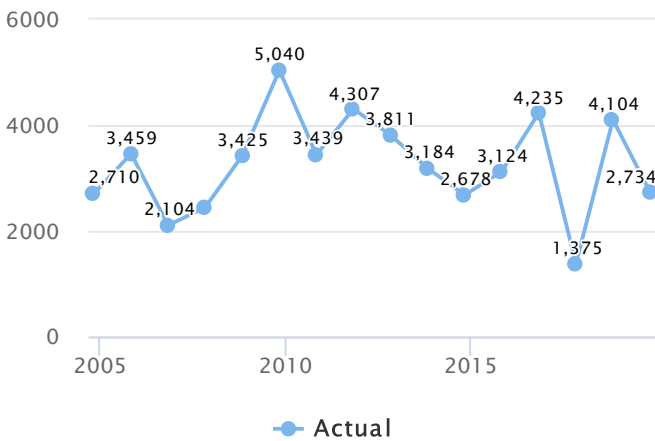
Comment

The 2019 Visitor number of 2734 plus locals 743 total 3477 which is lower than the 2018 year data. This can be attributed to a poor season for floewrs.
 The 2018 Visitor count increased by 227% on the previous years total.

Number of visitors (non-local) Morawa Visitors Centre

Annual combined total, from Visitors from May to October, Morawa Visitors Centre Statistics

Owner: Ellie Cuthbert Last Update: Nov 15, 2019 01:25:30



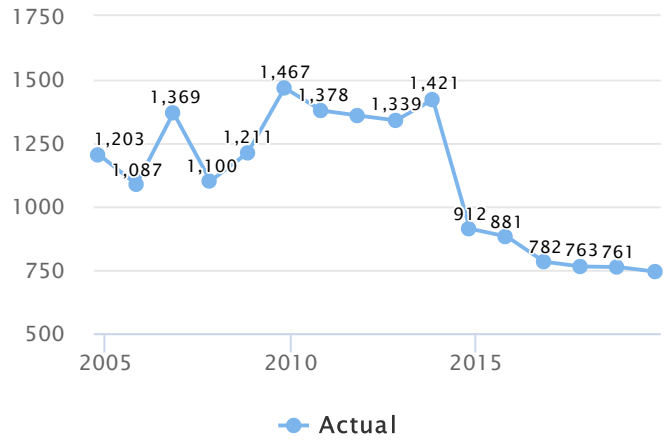
Comment

The non-local visitors was recorded this year has declined as a result of unfavorable climatic conditions, it was a low rainfall season impacting on the wildflower display.

Number of locals visits to the Morawa Visitors Centre

Annual combined total, Locals from May to October, Morawa Visitors Centre Statistics

Owner: Ellie Cuthbert Last Update: Nov 15, 2019 01:27:12



Comment

While the overall number of visitors increased substantially, visits from locals in 2018 were steady compared to the previous years total.

Action 1.2.7.1 Sep 01, 2019 - Nov 30, 2019 Completed Progress 100%

Monitor the visitor statistics and update the tracking graph. Review visitor number trends

Owner: Ellie Cuthbert

Update provided by Ellie Cuthbert on Dec 12, 2019 01:08:27

Graphs for visitor statistics are updated.

Action 1.2.7.2 Jul 01, 2019 - Jun 30, 2020 On Track Progress 85%

Promote visitor tourism, install interpretive signage (\$25K)

Owner: Ellie Cuthbert

Update provided by Ellie Cuthbert on Apr 02, 2020 01:30:31

This has been on hold in the current COVID-19 situation however the EDM is still trying to source a range of photos from Tony Tropiano.

Strategy 1.2.8 Progress 84%

Continue to support the Wildflower Country Tourism Committee.

	%	#
On Track	33.33	1
Completed	66.67	2

Source cross-references: Shire of Morawa Strategic Community Plan 2018-2028 Reference #1.2.11; Shire of Morawa Corporate Business Plan 2018-2022 Reference # 1.2.10. Key Partners: # Wildflower Country Members; TWA. Responsible person: EDM

Owner: Ellie Cuthbert

Action: 3

Update provided by Ellie Cuthbert on Apr 02, 2020 05:20:47

Action 1.2.8.3: Support and actively participate in the Wildflower Country Tourism Committee (52% completed)

Continuing to actively participate in Wildflower country meetings. As a result of new meeting restrictions from COVID-19 pandemic these meetings may need to be delivered in an alternative way. Shire still needs to write a letter nominating their representative and proxy.

Action 1.2.8.1 Jun 01, 2019 - Jun 30, 2021 Completed Progress 100%

New Budget for contribution to grant of \$10K required in 2020/21 - CEOKey Partners: #MWDC #WFCM

Owner: Ellie Cuthbert

Update provided by Ellie Cuthbert on Aug 16, 2019 05:01:10

The budget allocation has been increased to incorporate any additional projects that are to be progressed by the Wildflower Country Tourism Committee


Action 1.2.8.2 Jul 01, 2019 - Jun 30, 2020 Completed Progress 100%

Explore widening the scope of the group to all Tourism – CEO/EDM\$6K pa required. Key Partners: #TWA

Owner: Ellie Cuthbert

Update provided by Ellie Cuthbert on Aug 16, 2019 04:50:31

The Wildflower Country Group now includes all tourism activities and not just wild flower

Action 1.2.8.3  Jul 01, 2019 - Jun 30, 2020 On Track Progress 52%

Support and actively participate in the Wildflower Country Tourism Committee

Owner: Ellie Cuthbert

Update provided by Ellie Cuthbert on Apr 02, 2020 01:40:00

Continuing to actively participate in Wildflower country meetings. As a result of new meeting restrictions from COVID-19 pandemic these meetings may need to be delivered in an alternative way. Shire still needs to write a letter nominating their representative and proxy.

Outcome 1.3  Progress 75%

Responsive to innovation and new technologies

	%	#
On Track	50.0	1
Completed	50.0	1

Source cross-references: Shire of Morawa Strategic Community Plan 2018-2028 Reference #1.3; Shire of Morawa Corporate Business Plan 2018-2022 Reference # 1.3.

Owner: Rob Paull

Strategy: 2 Action: 2

Strategy 1.3.1 Progress 100%

Support Morawa Farm Improvement Group (MFIG as DAFWA is no longer in existence) in the identification of agriculture innovations.

	%	#
Completed	100.0	1

Source cross-references: Shire of Morawa Strategic Community Plan 2018-2028 Reference #1.3.1; Shire of Morawa Corporate Business Plan 2018-2022 Reference # 1.3.1. Responsible person: EDM

Owner: Rob Paull

Action: 1

Update provided by Chris Linnell on Sep 23, 2019 05:15:58

Action 1.3.1.1: Liaise with the Morawa Farm Improvement Group and support their endeavors (100% completed)

All requests to-date have been supported.

Action 1.3.1.1 Jul 01, 2019 - Jun 30, 2020 Completed Progress 100%

Liaise with the Morawa Farm Improvement Group and support their endeavors

Owner: Rob Paull

Update provided by Chris Linnell on Sep 23, 2019 04:05:14

All requests to-date have been supported.

Strategy 1.3.2  Progress 50%

Advocating for improved telecommunication options and solutions

On Track	%	#
	100.0	1

Source cross-references: Shire of Morawa Strategic Community Plan 2018-2028 Reference #1.3.2; Shire of Morawa Corporate Business Plan 2018-2022 Reference # 1.3.2. Key Partners: #MWDC #RDA #NMLGA #MWDC.
 Responsible person: EDM


Owner: John Van Der Meer

Action: 1

Update provided by John Van Der Meer on Mar 23, 2020 23:25:41

Actie 1.3.2.1: Aanvragen accepteren voor de uitbreiding van de mobiele communicatie-infrastructuur. (50% voltooid)

Telstra zal een uitbreiding van de mobiele dekking in Morawa leveren via het Mobile Black Spot-programma van de federale overheid met twee torens in de Koolannooka Hills- en Merkanooka-reeksen. De Raad helpt bij het verduidelijken van grondeigendom en goedkeuring van de planning om deze infrastructuur te vergemakkelijken. De timing van de uitrol moet worden bepaald.

Action 1.3.2.1  Jul 01, 2019 - Jun 30, 2020 On Track Progress 50%

Accept enquiries for the expansion of the mobile communications infrastructure.

Owner: John Van Der Meer

Update provided by John Van Der Meer on Mar 23, 2020 23:29:32

Update 24 maart: nam contact op met Shire's accountmanager Ashley Barrass (man) met het verzoek om erachter te komen of Telstra van plan is meer torens toe te voegen of dat ze klaar zijn. Ook verzocht om een update over een zwarte vlek in de Shire. De nationale database (<https://nationalmap.gov.au/#share=s-qmYEiDx3gp6CmV9gfGZRxw4aqmV>) toont geen updates voor de Koolannooka- en Merkanooka-reeksen. De rondes 5 en 6 in het kader van het Black Spot-programma zijn vertraagd in met name het landelijke Australië vanwege externe factoren.

Telstra zal een uitbreiding van de mobiele dekking in Morawa leveren via het Mobile Black Spot-programma van de federale overheid met twee torens in de Koolannooka Hills- en Merkanooka-reeksen. De Raad helpt bij het verduidelijken van grondeigendom en goedkeuring van de planning om deze infrastructuur te vergemakkelijken. De timing van de uitrol moet worden bepaald.

Outcome 1.4  Progress 83%

Provide essential services and infrastructure to support population growth

Major Disruption	%	#
Completed	50.0	1
	50.0	1

Source cross-references: Shire of Morawa Strategic Community Plan 2018-2028 Reference #1.4; Shire of Morawa Corporate Business Plan 2018-2022 Reference # 1.4.

Owner: Rob Paull

Strategy: 2 Action: 2

Strategy 1.4.1 Progress 100%

Advocate and partner with Water Corp for the provision of adequate water capacity, quality and supply.

Completed

%	#
100.0	1

Source cross-references: Shire of Morawa Strategic Community Plan 2018-2028 Reference #1.4.1; Shire of Morawa Corporate Business Plan 2018-2022 Reference # 1.4.1. Key Partners: #MWDC #DRD #NMLGA #MWDC. Responsible person: EMDA

Owner: John Van Der Meer

Action: 1

Update provided by John Van Der Meer on Feb 04, 2020 03:27:03

Continue to work with Water Corp

Action 1.4.1.1 Jul 01, 2019 - Jun 30, 2020 Completed Progress 100%

Clarify with Council, any actions that are required to improve the Town water supply.

Owner: Rob Paull

Update provided by Chris Linnell on Feb 07, 2020 02:47:28

This action removed from the new CBP.

Strategy 1.4.2  Progress 66%

Investigate and promote Morawa as the ideal location to partner to explore green technologies to become independent of grid for power supplies.

Major Disruption

%	#
100.0	1

Source cross-references: Shire of Morawa Strategic Community Plan 2018-2028 Reference #1.4.1; Shire of Morawa Corporate Business Plan 2018-2022 Reference # 1.4.1. Key Partners #MWDC #RDA. Responsible person: EMDA

Owner: Ellie Cuthbert

Action: 1

Update provided by Ellie Cuthbert on Apr 02, 2020 05:27:58

Action 1.4.2.1: Explore opportunities for Solar/Renewable Energy EMDA. Key Partners: #MWDC #DRD (66% completed)
This needs to be reassessed and actions for moving forward need to be outlined.

Action 1.4.2.1  Jul 01, 2019 - Jun 30, 2020 Major Disruption Progress 66%

Explore opportunities for Solar/Renewable Energy EMDA. Key Partners: #MWDC #DRD

Owner: Rob Paull

Update provided by Rob Paull on Apr 21, 2020 01:32:52

COVID-19 is a major disrupter due to orientation of Council funding (\$190,000 to the COVID-19 Recovery Plan).

Outcome 1.5  Progress 83%

Strategies to revitalise the main street as it is the civic and retail heart connecting the town.

	%	#
On Track	50.0	1
Completed	50.0	1

Source cross-references: Shire of Morawa Strategic Community Plan 2018-2028 Reference #1.5; Shire of Morawa Corporate Business Plan 2018-2022 Reference # 1.5.

Owner: Rob Paull

Strategy: 2 Action: 2

Strategy 1.5.1  Progress 65%

Town Centre revitalisation strategies as contained in the Morawa Growth Plan

	%	#
On Track	100.0	1

Source cross-references: Shire of Morawa Strategic Community Plan 2018-2028 Reference; Shire of Morawa Corporate Business Plan 2018-2022 Reference # 1.5.1. Key Partners: #MWDC #RDA. Responsible person: CEO


Owner: Rob Paull

Action: 1

Update provided by Chris Linnell on Feb 07, 2020 03:03:15

Action 1.5.1.1: Grant funds to be sought, identified & priorities fleshed out / agreed. New Budget allocation required of \$50K pa in 2019/20 - CEOKey Partners: #MWDC #DRD (30% completed)

The two page bike trails summary has been completed. An appointment with Minister Price is still waiting to be confirmed.

Action 1.5.1.1  Jul 01, 2019 - Jun 30, 2020 On Track Progress 65%

Grant funds to be sought, identified & priorities fleshed out / agreed. New Budget allocation required of \$50K pa in 2019/20 - CEOKey Partners: #MWDC #DRD

Owner: Rob Paull

Update provided by Rob Paull on Apr 21, 2020 01:25:47

Report to Council (March 2020) in relation to review of Drought Funding (noting that the Shire did not receive any Drought Funding). Correspondence to Treasurer in relation to Shire access to Job Keeper (COVID-19) funding.

Strategy 1.5.2 Progress 100%

Implementation of Entrance Statement Project is not proceeding due to other priorities

Completed

%	#
100.0	1

Source cross-references: Shire of Morawa Strategic Community Plan 2018-2028 Reference; Shire of Morawa Corporate Business Plan 2018-2022 Reference # 1.5.2 Key Partners: #MWDC #RDA. Responsible person: CEO

Owner: Rob Paull

Action: 1

Update provided by PMH Insights Support on Aug 19, 2019 05:27:31

Action 1.5.2.1: Due to other priorities, this project was replaced with the Widi Mier Track that we delivered in the 2018/19 budget (100% completed)

Confirmed, the Widi Mier Track project was advanced as a priority and was completed in last years plan

Action 1.5.2.1

Jul 01, 2019 - Jun 30, 2020

Completed

Progress 100%

Due to other priorities, this project was replaced with the Widimia Trail that we delivered in the 2018/19 budget

Owner: Rob Paull

Update provided by PMH Insights Support on Aug 19, 2019 05:23:37

Confirmed, the Widi Mier Track project was advanced as a priority and was completed in last years plan

Outcome 1.6



Progress 46%

Attractive and well maintained buildings and streetscapes.

	%	#
On Track	71.43	5
Completed	28.57	2

Source cross-references: Shire of Morawa Strategic Community Plan 2018-2028 Reference #1.6; Shire of Morawa Corporate Business Plan 2018-2022 Reference # 1.6.

Owner: Rob Paull

Strategy: 5

Action: 7

Strategy 1.6.1



Progress 70%

Continue to implement and fund Façade Enhancement and Policy 2.3 Heritage Colours – but through the entire Shire subject to high level community engagement.

	%	#
On Track	100.0	1

Source cross-references: Shire of Morawa Strategic Community Plan 2018-2028 Reference #1.7.1; Shire of Morawa Corporate Business Plan 2018-2022 Reference # 1.6.1. Responsible person: EDM.

Owner: Ellie Cuthbert

Action: 1

Update provided by Ellie Cuthbert on Apr 02, 2020 05:28:24

Action 1.6.1.1: Liaise with Business Owners in the main street and property owners to increase awareness of the enhancement scheme and encourage application for funding under the facade improvement program. (70% completed)

The Facade enhancement scheme will need to be promoted again and could become a part of any recovery / regen action post COVID-19. A review on Budget allocation for this component may be required.

Action 1.6.1.1

Jul 01, 2019 - Jun 30, 2020

On Track

Progress 70%

Liaise with Business Owners in the main street and property owners to increase awareness of the enhancement scheme and encourage application for funding under the facade improvement program.

Owner: *Ellie Cuthbert*

Update provided by *Ellie Cuthbert* on Apr 02, 2020 01:45:58

The Facade enhancement scheme will need to be promoted again and could become a part of any recovery / regen action post COVID-19. A review on Budget allocation for this component may be required.

Strategy 1.6.2

Progress 5%

Continue to maintain a high standard of landscaping and maintenance with appropriate vegetation selection.

On Track

%	#
100.0	2

Source cross-references: Shire of Morawa Strategic Community Plan 2018-2028 Reference #1.7.2; Shire of Morawa Corporate Business Plan 2018-2022 Reference # 1.6.2. Responsible person: Works Manager

Owner: *Paul Buist*

Action: 2

Update provided by *PMH Insights Support* on Feb 21, 2020 03:27:09

Action 1.6.2.1: Establish garden and lawn at Prater Park. (0% completed)

Status updated to "On Track"

Action 1.6.2.2: Improve community amenities around the Cemetery, install a board and entry statement (10% completed)

The design has not yet been formalised, once that is agreed we will place orders and arrange installation.

Action 1.6.2.1

Mar 31, 2020 - May 31, 2020

On Track

Progress 0%

Establish garden and lawn at Prater Park.

Owner: *Paul Buist*

Update provided by *Paul Buist* on Dec 12, 2019 23:34:25

Status updated to "On Track"

Action 1.6.2.2

Jul 01, 2019 - Jun 30, 2020

On Track

Progress 10%

Improve community amenities around the Cemetery, install a board and entry statement

Owner: *Paul Buist*

Update provided by PMH Insights Support on Feb 21, 2020 02:39:55

The design has not yet been formalised, once that is agreed we will place orders and arrange installation.

Strategy 1.6.3  Progress 70%

Explore the concept, including the costs and benefits of establishing a tourism, community and cultural precinct at the old Shire Council Chambers and Town Hall.

	%	#
On Track	50.0	1
Completed	50.0	1

Source cross-references: Shire of Morawa Strategic Community Plan 2018-2028 Reference #1.7.3; Shire of Morawa Corporate Business Plan 2018-2022 Reference # 1.6.3. Key Partners: # MWDC #RDA. Responsible person: EDM

Owner: Ellie Cuthbert

Action: 2

Update provided by Ellie Cuthbert on Apr 02, 2020 05:28:56

Action 1.6.3.2: Master Plan was endorsed by Council in 2018/19. Direction from Council was given to explore potential funding for the Cultural Precinct redevelopment of the Old Council Chambers and Town Hall . Key Partners #MWDC #DRD #Regen (40% completed)

EDM is continuing to try to identify grants that may fit with this project.

Action 1.6.3.1 Jul 01, 2018 - Jun 30, 2019 Completed Progress 100%

Develop Master Plan for Cultural Precinct. Initial Budget required of \$40K in 2018/19 for matching grants, later years, \$300K – CEO (KPI) /EDM. Key Partners #MWDC #DRD

Owner: Ellie Cuthbert

Update provided by Ellie Cuthbert on Jul 29, 2019 01:31:18

The CEO has confirmed this phase is complete, the focus for 2019/20 is on the sourcing of funds.

Action 1.6.3.2  Jun 01, 2019 - Jun 30, 2020 On Track Progress 40%

Master Plan was endorsed by Council in 2018/19. Direction from Council was given to explore potential funding for the Cultural Precinct redevelopment of the Old Council Chambers and Town Hall . Key Partners #MWDC #DRD

#Regen

Owner: Ellie Cuthbert

Update provided by Ellie Cuthbert on Apr 02, 2020 01:47:45

EDM is continuing to try to identify grants that may fit with this project.

Strategy 1.6.4 Progress 100%

Encourage local residents to improve presentation of their properties including removal of those dilapidated and beyond useful life or heritage value.	Completed	100.0	1
--	-----------	-------	---

Source cross-references: Shire of Morawa Strategic Community Plan 2018-2028 Reference ; Shire of Morawa Corporate Business Plan 2018-2022 Reference. Responsible person: EMDA (Review)

Owner: Paul Buist

Action: 1

Update provided by Grace French on May 20, 2019 02:45:45

Action 1.6.4.2: Encourage local residents to improve presentation of their properties; Make provision for enforcement for severe cases \$30K - EMDA (85% completed)

Street (Verge) collection was completed successfully and the next collection will occur in July. A media notification is required to increase public awareness.

Council team members are undertaking a clean up of council and public owned lands to improve the township area. The council Environmental Health Officer is actively involved in providing feedback and assistance with public consultation.

Action 1.6.4.1 Jul 01, 2019 - Jun 30, 2020 Completed Progress 100%

Facilitate a curbside bulky hard goods collection to encourage local residents to improve presentation of their properties.

Owner: Paul Buist

Update provided by Grace French on Jun 19, 2019 05:20:24

This years programme has been delivered, a sum of \$5,000 will roll over to the 2019/20 budget to complete a final verge side collection in July.

Strategy 1.6.5  Progress 5%

Implement the Street Tree Planning, Footpath and Greening Project utilising native vegetation where possible.	On Track	100.0	1
---	----------	-------	---

Source cross-references: Shire of Morawa Strategic Community Plan 2018-2028 Reference #1.7.5 Shire of Morawa Corporate Business Plan 2018-2022 Reference # 1.6.5. Key Partners: # MWDC. Responsible person: Works Manager


Owner: Paul Buist

Action: 1

Update provided by PMH Insights Support on Feb 21, 2020 03:27:34

Action 1.6.5.1: Develop greening Plan with a 5 year horizon to green the verge and footpaths. - WM. Key Partners #MWDC (5% completed)

This plan is required in 2019/20 and is on our horizon.

Action 1.6.5.1  Jul 01, 2019 - Jun 30, 2020 On Track Progress 5%

Develop greening Plan with a 5 year horizon to green the verge and footpaths. - WM. Key Partners #MWDC

Owner: Paul Buist

Update provided by PMH Insights Support on Feb 21, 2020 02:40:22

This plan is required in 2019/20 and is on our horizon.

Outcome 1.7  Progress 85%

Well maintained local roads and ancillary infrastructure

	%	#
On Track	44.44	4
Completed	55.56	5

Source cross-references: Shire of Morawa Strategic Community Plan 2018-2028 Reference #1.7; Shire of Morawa Corporate Business Plan 2018-2022 Reference # 1.7.

Owner: Rob Paull

Strategy: 5 Action: 9

Strategy 1.7.1 Progress 100%

Establish a prioritisation schedule and road hierarchy for the upgrade of roads infrastructure and promote successes and completion.

	%	#
Completed	100.0	1

Source cross-references: Shire of Morawa Strategic Community Plan 2018-2028 Reference #1.8.1; Shire of Morawa Corporate Business Plan 2018-2022 Reference # 1.7.1. Key Partners: # MRWA. Responsible person: Works Manager.

Owner: Paul Buist

Action: 1

Update provided by Paul Buist on Aug 14, 2019 00:34:46

Action 1.7.1.1: Progress the 2019/20 Regional Road Strategy with other Shires across the Midwest.\$5K 2018/19 - WM. Key Partners #MRWA Coordinate with City Geraldton, Perenjori Shire, Mingenew Shire, Shire of Yalgoo to establish and maintain road infrastructure. (100% completed)

The project plan is complete and pending sign off. The Works Manager and/or the CEO attend the regional road group meetings to encourage close coordination of works.

Action 1.7.1.1 Jul 01, 2019 - Jun 30, 2020 Completed Progress 100%

Progress the 2019/20 Regional Road Strategy with other Shires across the Midwest.\$5K 2018/19 - WM. Key Partners #MRWA Coordinate with City Geraldton, Perenjori Shire, Mingenew Shire, Shire of Yalgoo to establish and maintain road infrastructure.

Owner: Paul Buist

Update provided by Paul Buist on Aug 14, 2019 00:13:14

The project plan is complete and pending sign off. The Works Manager and/or the CEO attend the regional road group meetings to encourage close coordination of works.

Strategy 1.7.2  Progress 91%

Maintenance and renewal of roads, and ancillary infrastructure is undertaken in accordance to Shire Asset Management Plan.

	%	#
On Track	50.0	2
Completed	50.0	2

Source cross-references: Shire of Morawa Strategic Community Plan 2018-2028 Reference #1.8.2; Shire of Morawa Corporate Business Plan 2018-2022 Reference # 1.7.2. Key Partners: # MRWA. Responsible person: Works Manager.

Owner: Paul Buist

Action: 4

Update provided by PMH Insights Support on Feb 21, 2020 03:28:27

Action 1.7.2.2: Asset Management Pickup for 2019/20, survey all Shire Assets to access their condition and schedule programme maintenance or asset renewal. (100% completed)

The asset pickup is fully completed and loaded onto the computer programme. Training is booked for February, subject to the system availability (software).

Action 1.7.2.3: Deliver Road Maintenance Program for 2019/20, plan, budget, quote road maintenance in line with grants from Roads to Recovery (R2R) and Regional Road Group. RRG (MRWA) Project Funder Works Nanekine Road (\$396k) Morawa - Yalgoo Road (\$339.5K) RTR (DOTRS) Funded Works Burma Road - R2R (\$150K) Canna North East Road (\$140K) Bell Road (\$120K Municipal Funded Works Broad Ave (\$80K) (74% completed)

Morawa Yalgoo Road widening is now 85% complete, we are currently completing the water bonding. Expected completion around the Mid February 2020

Nanekine Road 1.5Km of sealing and widening is scheduled to commence by March 2020.

All works remain on schedule.

Action 1.7.2.4: Coordinate the placement of Road Plant and Equipment under the 2019/20 asset renewal plan. Replacement Grader (\$370K) Towed Roller (\$60) Vibrating self-propelled Roller (\$170K) Utes & Vehicles (\$110K) Undertake disposal of surplus plant, equipment and vehicles. (90% completed)

We have received shipping confirmation on new plant availability. Grader is due for delivery on the 27th Feb and vibrating roller is expected in March.

Both utes have arrived and the Towed roller is also here. Disposal of old grader is agreed as part of the change over offer.

Action 1.7.2.1 Jul 01, 2018 - Jun 30, 2019 Completed Progress 100%

Deliver Road Maintenance Program for 2018/19, plan, budget, quote road maintenance in line with grants from Roads to Recovery (R2R) and Regional Road Group.

Owner: Paul Buist

Update provided by Paul Buist on Jun 24, 2019 01:02:54

The Shire crew have started water binding on Nanekine Road is sealed and fully completed now.

Project funding for the Canna North East Road under(R2R) has been shifted to Morawa Yalgoo Road and that project is complete. Our new loader under our plant replacement programme and has arrived ready for operation for next years program.

Action 1.7.2.2 Jul 01, 2019 - Dec 31, 2019 Completed Progress 100%

Asset Management Pickup for 2019/20, survey all Shire Assets to access their condition and schedule programme maintenance or asset renewal.

Owner: Paul Buist

Update provided by Paul Buist on Feb 03, 2020 01:05:53

The asset pickup is fully completed and loaded onto the computer programme. Training is booked for February, subject to the system availability (software).

Action 1.7.2.3

Jul 01, 2019 - Jun 30, 2020

On Track

Progress 74%

Deliver Road Maintenance Program for 2019/20, plan, budget, quote road maintenance in line with grants from Roads to Recovery (R2R) and Regional Road Group.

RRG (MRWA) Project Funder Works

- Nanekine Road (\$396k)
- Morawa - Yalgoo Road (\$339.5K)

RTR (DOTRS) Funded Works

- Burma Road - R2R (\$150K)
- Canna North East Road (\$140K)
- Bell Road (\$120K)

Municipal Funded Works

- Broad Ave (\$80K)

Owner: Paul Buist

Update provided by PMH Insights Support on Feb 21, 2020 02:41:24

Morawa Yalgoo Road widening is now 85% complete, we are currently completing the water bonding. Expected completion around the Mid February 2020

Nanekine Road 1.5Km of sealing and widening is scheduled to commence by March 2020.

All works remain on schedule.

Action 1.7.2.4

Jul 01, 2019 - Jun 30, 2020

On Track

Progress 90%

Coordinate the placement of Road Plant and Equipment under the 2019/20 asset renewal plan.

- Replacement Grader (\$370K)
- Towed Roller (\$60)
- Vibrating self-propelled Roller (\$170K)
- Utes & Vehicles (\$110K)
- Undertake disposal of surplus plant, equipment and vehicles.

Owner: Paul Buist

Update provided by PMH Insights Support on Feb 21, 2020 02:44:22

We have received shipping confirmation on new plant availability. Grader is due for delivery on the 27th Feb and vibrating roller is expected in March.

Both utes have arrived and the Towed roller is also here. Disposal of old grader is agreed as part of the change over offer.

Strategy 1.7.3  Progress 90%

Lobby government and private sector for increased road maintenance funding.

On Track % | #
100.0 | 1

Source cross-references: Shire of Morawa Strategic Community Plan 2018-2028 Reference #1.8.3; Shire of Morawa Corporate Business Plan 2018-2022 Reference # 1.7.3. Key Partners: # MRWA. Responsible person: CEO

Owner: Rob Paull

Action: 1

Update provided by Chris Linnell on Feb 07, 2020 03:03:39

Action 1.7.3.1: Represent Morawa and advocate through attendance to LGA and WALGA events to obtain adequate funding for regional roads. (70% completed)

Ongoing. Meeting completed with Dept of Transport at the 2019 WALGA conference, an announcement from the State Government is expected in February 2020.

Action 1.7.3.1  Jul 01, 2019 - Jun 30, 2020 On Track Progress 90%

Represent Morawa and advocate through attendance to LGA and WALGA events to obtain adequate funding for regional roads.

Owner: Rob Paull

Update provided by Rob Paull on Apr 20, 2020 09:11:40

Report to 19 May Ordinary meeting where Council resolved:

"That with respect to the Mid-West Secondary Grain Freight Network Project, Council:

1. Supports in principle, the Mid-West Secondary Grain Freight Network Project ('Project') as provided in Attachment 1.
2. Requests the Chief Executive Officer to seek funding for the Project through Federal and State Governments".

Strategy 1.7.4 Progress 100%

Control roadside vegetation. Source: Corporate business plan 2018 summary.

Completed % | #
100.0 | 1

Source cross-references: Shire of Morawa Strategic Community Plan 2018-2028 Reference #1.8.4; Shire of Morawa Corporate Business Plan 2018-2022 Reference # 1.7.4. Key Partners: # MRWA. Responsible person: Works Manager.

Owner: Paul Buist

Action: 1

Update provided by Paul Buist on May 15, 2019 00:49:38

Action 1.7.4.1: General maintenance programme to control vegetation. (80% completed)

The second the grader operator interview is scheduled this week, the appointment is needed immediately to progress the schedule. Tree mulching to clear sight lines to improve visibility and road safety has been carried out on Ryan Road and Koolanooka Road & Calver Intersections as part of normal maintenance schedule.

Action 1.7.4.1 Jul 01, 2019 - Jun 30, 2020 Completed Progress 100%

Underdertake 2019/20 maintenance programme to control vegetation.

Owner: Paul Buist

Update provided by Paul Buist on Jun 24, 2019 01:04:42

The second grader is operational however there is a backlog of work required so we have engaged a contractor to provide additional resource to meet the schedule of works.

Strategy 1.7.5  Progress 54%

Develop Footpath Development and Asset Management Plan.

	%	#
On Track	50.0	1
Completed	50.0	1

Source cross-references: Shire of Morawa Strategic Community Plan 2018-2028 Reference #1.8.5; Shire of Morawa Corporate Business Plan 2018-2022 Reference # 1.7.5. Key Partners: # MRWA. Responsible person: Works Manager.

Owner: Paul Buist

Action: 2

Update provided by PMH Insights Support on Feb 21, 2020 03:28:44

Action 1.7.5.2: Construct Footpath - Preater Street (\$40.3K) (7% completed)

The commencement date on this project is anticipated in April 2020. Seeking quotes for concrete.

Action 1.7.5.1 Jul 01, 2019 - Sep 30, 2019 Completed Progress 100%

Make an application under Bike West State Government scheme to attract funding for 2021. The footpath and bike trail funding plan requires an update and obtain council approval. Footpath plan to be developed in 2019/20 with \$20K Budget to be allocated each year from 2019/20 – WM/EMDAKey Partners #MRWA

Owner: Paul Buist

Update provided by Paul Buist on Dec 12, 2019 23:40:43

The grant application for Bike West funding is complete and has been submitted closing out this initial stage of the plan. We continue to await a response from Bike West, last update: We have received a response from the WA State Government and they have accepted our submission with a request for an amended submission that we have completed and sent forward. Since we have not received notification, its unlikely funding will be forthcoming in this round however we will provide further updates should matters progress.

Action 1.7.5.2



Jul 01, 2019 - Jun 30, 2020

On Track

Progress 7%

Construct Footpath - Preater Street (\$40.3K)

Owner: Paul Buist

Update provided by PMH Insights Support on Feb 21, 2020 02:44:42

The commencement date on this project is anticipated in April 2020. Seeking quotes for concrete.

Outcome 1.8



Progress 84%

Affordable, diverse and quality accommodation options for both residential and business.

	%	#
On Track	33.33	2
Completed	66.67	4

Source cross-references: Shire of Morawa Strategic Community Plan 2018-2028 Reference #1.8; Shire of Morawa Corporate Business Plan 2018-2022 Reference # 1.8.

Owner: Rob Paull

Strategy: 5 Action: 6

Strategy 1.8.1



Progress 83%

Identify preferred sustainable use(s) and seek funding to redevelop the old Morawa Hospital.

	%	#
On Track	100.0	1

Source cross-references: Shire of Morawa Strategic Community Plan 2018-2028 Reference #1.8.1; Shire of Morawa Corporate Business Plan 2018-2022 Reference # 1.8.1. Key Partners: # HDWA; Responsible person: CEO

Owner: Rob Paull

Action: 1

Update provided by Chris Linnell on Feb 07, 2020 03:04:00

Action 1.8.1.1: Report to council on options to deal with the old Morawa hospital site - CEO. Key Partners #HDWA (83% completed)

Report was presented to the November OCM. Council resolved to continue lobbying the State Government to take back to Old Hospital or provide & to support its removal.

Action 1.8.1.1



Jul 01, 2019 - Jun 30, 2020

On Track

Progress 83%

Report to council on options to deal with the old Morawa hospital site - CEO. Key Partners #HDWA

Owner: Rob Paull

Update provided by Chris Linnell on Feb 07, 2020 02:46:54

Report was presented to the November OCM. Council resolved to continue lobbying the State Government to take back to Old Hospital or provide & to support its removal.

Strategy 1.8.2 Progress 59%

Investigate options and facilitate the development of a broader range of affordable and quality tourism accommodation

	%	#
On Track	50.0	1
Completed	50.0	1

Source cross-references: Shire of Morawa Strategic Community Plan 2018-2028 Reference #1.8.2; Shire of Morawa Corporate Business Plan 2018-2022 Reference # 1.8.2. Responsible person: EMDA

Owner: Ellie Cuthbert

Action: 2

Update provided by Ellie Cuthbert on Apr 02, 2020 05:29:12

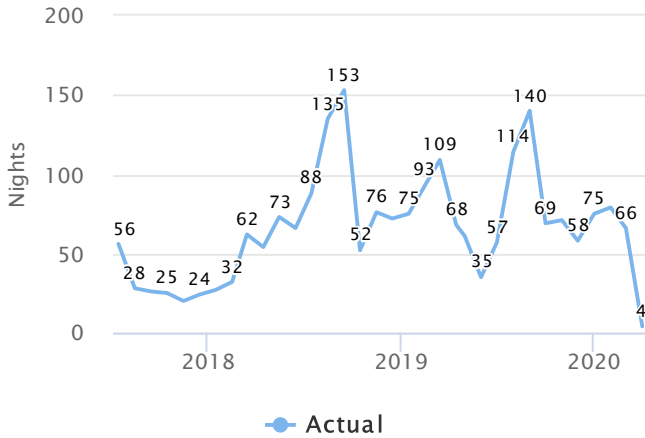
Action 1.8.2.2: Complete the Tourist Park Redevelopment Plan and conduct research ensure the plan meets the accreditation for RV Friendly. Attract funding for the construction phase. (18% completed)

EOI's received, however, internal discussion has been about the Shire developing its own redevelopment plan in house. This will focus on the redevelopment of the camp kitchen.

Strategy 1.8.2 > KPI

Accommodation bookings (nights)

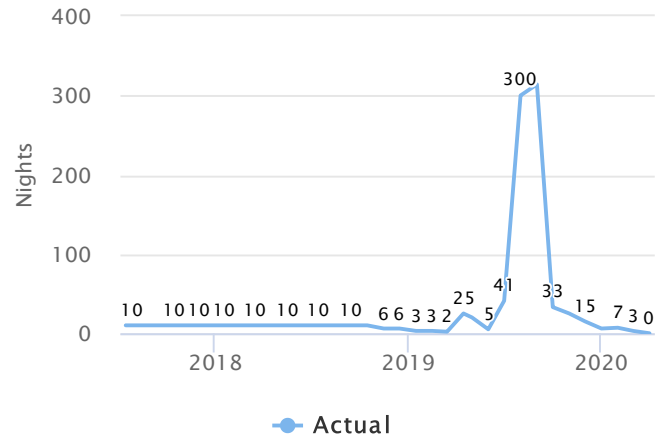
Owner: Graeme Whitmore Last Update: May 04, 2020 04:47:08



Campsite, estimate of nights

Estimated number of camping ground nights, based on the amount banked via the honour box. The assumption is 80% of booking is for powered sites and 20% non-powered at an average weighted price of \$25.00 per night.

Owner: Graeme Whitmore Last Update: May 04, 2020 04:47:50



Comment

Estimated number of camping ground nights, based on the amount banked via the honour box. The assumption is 80% of booking is for powered sites and 20% non-powered at an average weighted price of \$25.00 per night.

Action 1.8.2.1 Jul 01, 2021 - Jun 30, 2022 Completed Progress 100%

Deliver the Tourist Park Redevelopment project as per the surveyor plans within the existing budget allowance, utilising councils internal resources

Owner: Paul Buist

Update provided by Paul Buist on Jul 17, 2019 00:10:39

This project remains in the planning stage and is not yet ready to proceed to construction. We will close this action and raise it fresh once it's ready to proceed and funding is available

Action 1.8.2.2  Jul 01, 2019 - Jun 30, 2020 On Track Progress 18%

Complete the Tourist Park Redevelopment Plan and conduct research ensure the plan meets the accreditation for RV Friendly.
Attract funding for the construction phase.

Owner: Ellie Cuthbert

Update provided by Ellie Cuthbert on Apr 02, 2020 02:03:01

EOI's received, however, internal discussion has been about the Shire developing its own redevelopment plan in house. This will focus on the redevelopment of the camp kitchen.

Strategy 1.8.3 Progress 100%

Lobby government and private sector for increased road maintenance funding.

	%	#
Completed	100.0	1

Source cross-references: Shire of Morawa Strategic Community Plan 2018-2028 Reference #1.8.3; Shire of Morawa Corporate Business Plan 2018-2022 Reference.

Key Partners: # MRWA; Responsible person: CEO

Owner: Rob Paull

Action: 1

Update provided by PMH Insights Support on Aug 19, 2019 05:27:56

Action 1.8.3.1: This action is reported under 1.7.3 (100% completed)

Confirmed, see 1.7.3 for details.

Action 1.8.3.1 Jul 01, 2019 - Jun 30, 2020 Completed Progress 100%

This action is reported under 1.7.3

Owner: Rob Paull

Update provided by PMH Insights Support on Aug 19, 2019 05:24:10

Confirmed, see 1.7.3 for details.

Strategy 1.8.4 Progress 100%

Control roadside vegetation. (Progress on this item is reported under 1.7.4.1)

Completed

%	#
100.0	1

Source cross-references: Shire of Morawa Strategic Community Plan 2018-2028 Reference #1.8.4; Shire of Morawa Corporate Business Plan 2018-2022 Reference. Key Partners: # MRWA; Responsible person: Works Manager

Owner: Paul Buist

Action: 1

Update provided by Paul Buist on Aug 14, 2019 00:48:08

Action 1.8.4.1: Control roadside vegetation. (Progress on this item is reported under 1.7.4.1) (100% completed)

We have consolidated the roadside vegetation control programme under 1.7.4 under the maintenance of roads and control of weeds.

Action 1.8.4.1 Jul 01, 2019 - Jun 30, 2020 Completed Progress 100%

Control roadside vegetation. (Progress on this item is reported under 1.7.4.1)

Owner: Paul Buist

Update provided by Paul Buist on Aug 14, 2019 00:46:46

We have consolidated the roadside vegetation control programme under 1.7.4 under the maintenance of roads and control of weeds.

Strategy 1.8.5 Progress 100%

Develop Footpath Development and Asset Management Plan. (progress on the Footpath plan is reported under Action 1.7.5.1)

Completed

%	#
100.0	1

Source cross-references: Shire of Morawa Strategic Community Plan 2018-2028 Reference #1.8.5; Shire of Morawa Corporate Business Plan 2018-2022 Reference. Responsible person: Works Manager

Owner: Paul Buist

Action: 1

Update provided by Paul Buist on Aug 14, 2019 00:42:43

Action 1.8.5.1: Develop Footpath Development and Asset Management Plan. (progress on the Footpath plan is reported under Action 1.7.5.1) (100% completed)

Confirmed, to avoid duplication we have centralised the footpath reporting under the 1.7.5 strategy.

Action 1.8.5.1 Jul 01, 2019 - Jun 30, 2020 Completed Progress 100%

Develop Footpath Development and Asset Management Plan. (progress on the Footpath plan is reported under Action 1.7.5.1)

Owner: Paul Buist

Update provided by Paul Buist on Aug 14, 2019 00:42:27

Confirmed, to avoid duplication we have centralised the footpath reporting under the 1.7.5 strategy.

Outcome 1.9

Progress 90%

Increased investment in transport networks.

	%	#
On Track	75.0	3
Completed	25.0	1

Source cross-references: Shire of Morawa Strategic Community Plan 2018-2028 Reference #1.9; Shire of Morawa Corporate Business Plan 2018-2022 Reference # 1.9. Responsible Person: CEO

Owner: Rob Paull

Strategy: 3 Action: 4

Strategy 1.9.1

Progress 85%

Secure funding to seal the Morawa airport, Work with potential private interests/partnerships and RADS - CEO.
 Encourage multi-user activities of the Morawa aerodrome from within the aviation industry - EDM Source:
 Corporate business plan 2018 summary

	%	#
On Track	100.0	2

Owner: Rob Paull

Action: 2

Update provided by Chris Linnell on Feb 07, 2020 03:04:34

Action 1.9.1.1: Work with private enterprise to increase the usage of the airport, with a view to further enhancement. There have been meetings with a mining company re this matter. (85% completed)

On the 15 October, via email, Silverlake provide the following response:

I followed up with our General Manger on the status of the previous inquiries and research into using the Morawa airport. From a Deflector site location the strategic benefit of flying in and out of Morawa was marginal and not enough to warrant implementation by Silverlake Resources.

However, Silverlake Resources are reviewing possible opportunities within the Rothsay region which is reasonably close to Morawa. If these opportunities are developed and become commercially viable then a revisit on the use of the Morawa airport may transpire.

Since this update Silverlake have started to expand operations...a watch and act strategy should be followed for any opportunity.

Action 1.9.1.2: Old Morawa hospital, liaise with state government. Establish dialogue with state government to deal with the old hospital site. (85% completed)

This is a double up action.

Action 1.9.1.1

Jul 01, 2019 - Jun 30, 2020 On Track Progress 85%

Work with private enterprise to increase the usage of the airport, with a view to further enhancement. There have been meetings with a mining company re this matter.

Owner: Rob Paull

Update provided by Chris Linnell on Feb 07, 2020 02:50:25

On the 15 October, via email, Silverlake provide the following response:

I followed up with our General Manger on the status of the previous inquiries and research into using the Morawa airport. From a Deflector site location the strategic benefit of flying in and out of Morawa was marginal and not enough to warrant implementation by Silverlake Resources.

However, Silverlake Resources are reviewing possible opportunities within the Rothsay region which is reasonably close to Morawa. If these opportunities are developed and become commercially viable then a revisit on the use of the Morawa airport may transpire.

Since this update Silverlake have started to expand operations...a watch and act strategy should be followed for any opportunity.

Action 1.9.1.2  Jul 01, 2019 - Jun 30, 2020 On Track Progress 85%

Old Morawa hospital, liaise with state government. Establish dialogue with state government to deal with the old hospital site.

Owner: Rob Paull

Update provided by Chris Linnell on Feb 07, 2020 02:51:14

This is a double up action.

Strategy 1.9.2  Progress 90%


Continue to lobby to widen and upgrade the Mullewa-Morawa section of the Wubin-Mullewa Rd. Lobby for continuation of funding in state budget for Main Roads completion - CEO Source: Corporate business plan 2018 summary Key Partners #MRWA On Track % #
100.0 1

Owner: Rob Paull

Action: 1

Update provided by Chris Linnell on Feb 07, 2020 03:04:47

Action 1.9.2.1: Lobby WA Department of Main Roads to widen the road (70% completed)
 Announcement on additional roads being included in the Revitalising Agricultural Region Freight Route Strategy expected in February.

Action 1.9.2.1  Jul 01, 2019 - Jun 30, 2020 On Track Progress 90%

Lobby WA Department of Main Roads to widen the road

Owner: Rob Paull

Update provided by Rob Paull on Apr 20, 2020 09:14:39

Report to 19 March 2020 Ordinary Meeting where Council resolved:
 "That with respect to the Mid-West Secondary Grain Freight Network Project, Council:
 1. Supports in principle, the Mid-West Secondary Grain Freight Network Project ('Project') as provided in Attachment 1.
 2. Requests the Chief Executive Officer to seek funding for the Project through Federal and State Governments".

Strategy 1.9.3 Progress 100%

Improve access to local transport Completed % #
100.0 1

Owner: Paul Buist

Action: 1

Update provided by Paul Buist on Dec 13, 2019 00:02:55

Action 1.9.3.1: Procure a new community bus to replace the current Toyota Coster (70% completed)
 The tender has been released and an order placed for a replacement Toyota Coaster, due to arrival December.

Action 1.9.3.1

Jul 01, 2019 - Jun 30, 2020

Completed

Progress 100%

Procure a new community bus to replace the current Toyota Coster

Owner: Paul Buist

Update provided by Paul Buist on Feb 03, 2020 01:12:07

The new Toyota Coaster bus has arrived and is in service.

Objective 2



Progress 88%

Environment Pillar: Protect and enhance the natural environment.

	%	#
On Track	33.33	3
Completed	66.67	6

Owner: Rob Paull

Outcome: 3 Strategy: 9 Action: 9

Outcome 2.1



Progress 87%

Ensure natural resources are used efficiently and effectively. Greater communication, encouragement and promotion of recycling and recycling initiatives.

	%	#
On Track	33.33	1
Completed	66.67	2

Source cross-references: Shire of Morawa Strategic Community Plan 2018-2028 Reference #2.1; Shire of Morawa Corporate Business Plan 2018-2022 Reference # 2.1. responsible Person: CEO

Owner: Rob Paull

Strategy: 3 Action: 3

Update provided by PMH Insights Support on Aug 19, 2019 05:26:55

Strategy 2.1.2: Increase capacity of Town Dam to enable reuse greening initiatives. Source cross-references: Shire of Morawa Strategic Community Plan 2018-2028 Reference #2.1.3; Shire of Morawa Corporate Business Plan 2018-2022 Reference # 2.1.2. Key Partners: #WC #DOW; Responsible person: EMDA (0% completed)

Strategy 2.1.3: Investigate opportunities for co-locating alternative energy opportunities. Source cross-references: Shire of Morawa Strategic Community Plan 2018-2028 Reference #2.14; Shire of Morawa Corporate Business Plan 2018-2022 Reference #2.13. Key Partners: #DER #DOH; Responsible person: (Confirm assignment to EMDA?) (100.0% completed)

Action 2.1.3.1: Develop cost benefit study for the inclusion of Solar at ShireKey Partners #DER #DOHSource: Corporate business plan 2018 summary (2% completed)

Roll over to next years action plan

Strategy 2.1.1

Progress 100%

Greater communication, encouragement and promotion of recycling and recycling initiatives.

	%	#
Completed	100.0	1

Source cross-references: Shire of Morawa Strategic Community Plan 2018-2028 Reference #2.1.1; Shire of Morawa Corporate Business Plan 2018-2022 Reference # 2.1.1. Responsible person: CEO

Owner: Rob Paull

Action: 1

Action 2.1.1.1

Jul 01, 2019 - Jun 30, 2020

Completed

Progress 100%

Consolidate reporting under WASTE Management/Recycling objectives under 2.3.1.1

Owner: Rob Paull

Update provided by PMH Insights Support on Aug 19, 2019 05:25:12

Confirmed, all reporting under the waste and recycling portfolio is centralised under 2.3.1.1

Strategy 2.1.2



Progress 60%

Increase capacity of Town Dam to enable reuse greening initiatives.

On Track % #
100.0 1

Source cross-references: Shire of Morawa Strategic Community Plan 2018-2028 Reference #2.1.3; Shire of Morawa Corporate Business Plan 2018-2022 Reference # 2.1.2. Key Partners: #WC #DOW; Responsible person: EMDA

Owner: Paul Buist

Action: 1

Update provided by Paul Buist on Feb 03, 2020 01:17:18

Action 2.1.2.1: Harness recycled water for reuse in greening initiatives around the sport ground. Install 4 x 50Kl tanks to supply the existing pumps to reduce our dependence on scheme water. (60% completed)

Irrigation is operating however we are managing a water shortage. The next step is to fit the tanks due to commence ahead of next year's winter rains.

Action 2.1.2.1



Jul 01, 2019 - Jun 30, 2020

On Track

Progress 60%

Harness recycled water for reuse in greening initiatives around the sport ground. Install 4 x 50Kl tanks to supply the existing pumps to reduce our dependence on scheme water.

Owner: Paul Buist

Update provided by PMH Insights Support on Feb 21, 2020 02:46:28

Irrigation is operating and recent rains have replenished our dams to capacity. We still need to fit the tanks due to commence ahead of next year's winter rains.

Strategy 2.1.3

Progress 100%

Investigate opportunities for co-locating alternative energy opportunities.

Completed % #
100.0 1

Source cross-references: Shire of Morawa Strategic Community Plan 2018-2028 Reference #2.14; Shire of Morawa Corporate Business Plan 2018-2022 Reference #2.13.

Key Partners: # #DER #DOH; Responsible person: (Confirm assignment to EMDA?)

Owner: Ellie Cuthbert

Action: 1

Update provided by Grace French on Jun 19, 2019 05:27:46

Action 2.1.3.1: Develop cost benefit study for the inclusion of Solar at ShireKey Partners #DER #DOHSource: Corporate business plan 2018 summary (2% completed)

Roll over to next years action plan

Action 2.1.3.1

Jul 01, 2019 - Jun 30, 2020

Completed

Progress 100%

Now that alternative energy solutions are economically feasible, this action shall be centralised under strategy 1.4.2

Owner: Ellie Cuthbert

Update provided by Ellie Cuthbert on Aug 16, 2019 04:11:56

The item shall be reported under the action 2.1.3.1

Outcome 2.2

Progress 88%

Enhance and promote rehabilitation of our native vegetation.

	%	#
On Track	25.0	1
Completed	75.0	3

Source cross-references: Shire of Morawa Strategic Community Plan 2018-2028 Reference #2.2; Shire of Morawa Corporate Business Plan 2018-2022 Reference # 2.2. Responsible Person: CEO

Owner: Rob Paull

Strategy: 4

Action: 4

Strategy 2.2.1

Progress 100%

Continue to manage feral flora and fauna. Contribution to the CWBA might be required in out years.

	%	#
Completed	100.0	1

Source cross-references: Shire of Morawa Strategic Community Plan 2018-2028 Reference #2.2.1; Shire of Morawa Corporate Business Plan 2018-2022 Reference #2.2.1. Key Partners: # DER; Responsible person: EMDA

Owner: Paul Buist

Action: 1

Update provided by Paul Buist on Nov 22, 2019 00:31:11

Action 2.2.1.1: Support the CWBA to implement their 2019/20 control program to reduce the numbers of feral pigs and wild dogs. Consider creating a measure to gauge the effectiveness of the program. (50% completed)

The control programme is continuing, we are going to obtain some hard data to track the numbers of feral animals destroyed by the contractor and locals. The next stage of the control program is a feral dog baiting program delivered by helicopter over the Koolnanooka Hills region. A report is under development

Action 2.2.1.1

Jul 01, 2019 - Jun 30, 2020

Completed

Progress 100%

Support the CWBA to implement their 2019/20 control program to reduce the numbers of feral pigs and wild dogs. Consider creating a measure to gauge the effectiveness of the program.

Owner: Paul Buist

Update provided by Paul Buist on Dec 12, 2019 23:57:44

The control programme is continuing, through CWBA and we have received their annual report to notify us that 69 wild dogs were destroyed this past 12 months. There were reported stock losses (caused by wild dogs) of 316 animals. These figures cover the entire region, including Morawa. The CWBA further advise they are seeking Expressions of Interest from Landholders in the Morawa Shire to participate in a coordinated Feral Pig Control program involving baiting from February/March 2020.

Strategy 2.2.2 Progress 100%

Rehabilitate, protect and conserve Shire controlled land, with greater emphasis on controlling Declared Pest Plants.	Completed	%	#
		100.0	1

Source cross-references: Shire of Morawa Strategic Community Plan 2018-2028 Reference #2.2.2; Shire of Morawa Corporate Business Plan 2018-2022 Reference #2.2.2. Responsible person: Works Manager.

Owner: Paul Buist

Action: 1

Update provided by Paul Buist on Sep 23, 2019 02:06:52

Action 2.2.2.1: Execute the 2019/20 slashing and spraying program to control the spread of weeds and reduce the risk of wildfires Source cross-references: Shire of Morawa Strategic Community Plan 2018-2028 Reference ; Shire of Morawa Corporate Business Plan 2018-2022 Reference. Responsible person: Works Manager. (40% completed)

The road slashing for the winter season is virtually complete, next step is to monitor regrowth and spot treat infestations. The spring spraying is currently underway.

Action 2.2.2.1 Jul 01, 2019 - Jun 30, 2020 Completed Progress 100%

Execute the 2019/20 slashing and spraying program to control the spread of weeds and reduce the risk of wildfires

Source cross-references: Shire of Morawa Strategic Community Plan 2018-2028 Reference ; Shire of Morawa Corporate Business Plan 2018-2022 Reference. Responsible person: Works Manager.

Owner: Paul Buist

Update provided by Paul Buist on Oct 28, 2019 00:35:34

The winter spraying program is complete for this calendar year.

Strategy 2.2.3 Progress 50%

Support and promote environmental management practices.	On Track	%	#
		100.0	1

Source cross-references: Shire of Morawa Strategic Community Plan 2018-2028 Reference #2.2.3; Shire of Morawa Corporate Business Plan 2018-2022 Reference #2.2.3. Responsible person: EMDA


Owner: Paul Buist

Action: 1

Update provided by Paul Buist on Feb 03, 2020 01:17:25

Action 2.2.3.1: Develop plan to support improved environmental management practices. Source cross-references: Shire of Morawa Strategic Community Plan 2018-2028 Reference; Shire of Morawa Corporate Business Plan 2018-2022 Reference. Responsible person: Works Manager. (50% completed)

The Shire president is attending a meeting of the tourism wild flower on road verges to discuss the practicality of balancing the prevalence of wildflowers versus the safe condition of roads. We are surveying local roads that may be identified for Tourism potential, we are seeking roads that are uncleared where wildflowers can grow.

Action 2.2.3.1  Jul 01, 2019 - Jun 30, 2020 On Track Progress 50%

Develop plan to support improved environmental management practices.

Source cross-references: Shire of Morawa Strategic Community Plan 2018-2028 Reference; Shire of Morawa Corporate Business Plan 2018-2022 Reference. Responsible person: Works Manager.

Owner: Paul Buist

Update provided by PMH Insights Support on Feb 21, 2020 02:47:06

The Shire president is attending a meeting of the tourism wild flower on road verges to discuss the practicality of balancing the prevalence of wildflowers versus the safe condition of roads. We are surveying local roads that may be identified for Tourism potential, we are seeking roads that are uncleared where wildflowers can grow.

Strategy 2.2.4 Progress 100%

Undertake a Flora and Fauna Study.

Completed	%	#
	100.0	1

Source cross-references: Shire of Morawa Strategic Community Plan 2018-2028 Reference #2.2.4; Shire of Morawa Corporate Business Plan 2018-2022 Reference #2.2.4. Key Partners: DER. Responsible person: Works Manager.

Owner: Paul Buist

Action: 1

Update provided by Paul Buist on Dec 13, 2019 00:12:04

Action 2.2.4.1: Protect Fauna and Flora, liaise with EPA and ensure staff are aware of protected areas within the Shire area. (100% completed)

There is an existing study on Fauna and Flora locations within the shire that covers 'do not grade or prune' zones without specific prior permission from the EPA. There is a detailed document including maps showing locations. Yellow warning sticks (hockey sticks) are installed and maintained to ensure protected areas are adequately marked. Staff are trained to promote awareness and there is a scheduled meeting with the EPA to reinforce the protection requirements.

Action 2.2.4.1 Jul 01, 2019 - Jun 30, 2020 Completed Progress 100%

Protect Fauna and Flora, liaise with EPA and ensure staff are aware of protected areas within the Shire area.

Owner: Paul Buist

Update provided by Paul Buist on Dec 13, 2019 00:10:57

There is an existing study on Fauna and Flora locations within the shire that covers 'do not grade or prune' zones without specific prior permission from the EPA. There is a detailed document including maps showing locations. Yellow warning sticks (hockey sticks) are installed and maintained to ensure protected areas are adequately marked. Staff are trained to promote awareness and there is a scheduled meeting with the EPA to reinforce the protection requirements.

Outcome 2.3  Progress 90%

A regional waste management solution to achieve zero landfill

	%	#
On Track	50.0	1
Completed	50.0	1

Source cross-references: Shire of Morawa Strategic Community Plan 2018-2028 Reference #2.3; Shire of Morawa Corporate Business Plan 2018-2022 Reference # 2.3. Responsible Person: CEO

Owner: Rob Paull

Strategy: 2 Action: 2

Strategy 2.3.1  Progress 80%

Review and update Waste Management Strategy and Identify regional locations for waste collection.

	%	#
On Track	100.0	1

Source cross-references: Shire of Morawa Strategic Community Plan 2018-2028 Reference #2.3.1; Shire of Morawa Corporate Business Plan 2018-2022 Reference #2.3.1. Key Partners: SOP. Responsible person: EMDA


Owner: Rob Paull

Action: 1

Update provided by Chris Linnell on Feb 07, 2020 03:05:06

Action 2.3.1.1: Review waste management opportunities for the Shire, incorporating recycling, diversion from landfill and the potential introduction of a bio-digester. (80% completed)

Final Draft Report received Jan 2020. Workshop with Council is required in late Feb/early March to run through the options/actions recommended in the report before it's presented to Council.

Action 2.3.1.1  Jul 01, 2019 - Jun 30, 2020 On Track Progress 80%

Review waste management opportunities for the Shire, incorporating recycling, diversion from landfill and the potential introduction of a bio-digester.

Owner: Rob Paull

Update provided by Rob Paull on Apr 21, 2020 01:28:01

Correspondence to Meedac seeking confirmation of compliance with Specifications associated with Contract. Contract has no obligation on the Shire to provide a 'bio-digester'.

Strategy 2.3.2 Progress 100%

Investigate commercial opportunities to receive and process externally sourced liquid and solid waste.

	%	#
Completed	100.0	1

Source cross-references: Shire of Morawa Strategic Community Plan 2018-2028 Reference #2.3.2; Shire of Morawa Corporate Business Plan 2018-2022 Reference # 2.3.2. Key Partners: SOP, DER, DOH. Responsible person: CEO

Owner: Rob Paull

Action: 1

Update provided by PMH Insights Support on Aug 19, 2019 05:28:45

Action 2.3.2.1: This action is to be reported under 2.3.1.1 (100% completed)
See 2.3.1.1

Action 2.3.2.1 Jul 01, 2019 - Jun 30, 2020 Completed Progress 100%

This action is to be reported under 2.3.1.1

Owner: Rob Paull

Update provided by PMH Insights Support on Aug 19, 2019 05:25:47

See 2.3.1.1

Objective 3  Progress 72%

Social Connection Pillar: A community that is friendly, healthy and inclusive.

Owner: Rob Paull

	%	#
On Track	39.13	9
Upcoming	4.35	1
Completed	56.52	13

Outcome: 7 Strategy: 17 Action: 23

Outcome 3.1  Progress 96%

Services and facilities that meet the needs of the community.

	%	#
On Track	16.67	1
Completed	83.33	5

Source cross-references: Shire of Morawa Strategic Community Plan 2018-2028 Reference #3.1. Shire of Morawa Corporate Business Plan 2018-2022 Reference # 3.1.

Owner: Rob Paull

Strategy: 6 Action: 6

Strategy 3.1.1 Progress 100%

Support the provision of adequate GP services, Dental, Allied Health and the role of NDIS and aged persons support

	%	#
Completed	100.0	1

Source cross-references: Shire of Morawa Strategic Community Plan 2018-2028 Reference #3.1.1; Shire of Morawa Corporate Business Plan 2018-2022 Reference # 3.1.1. Key Partners: DOHA, WAH. Responsible person: EMCCS

Owner: John Van Der Meer

Action: 1

Update provided by Jenny Goodbourn on Dec 22, 2019 07:48:16

Services ongoing

Action 3.1.1.1

Jul 01, 2019 - Jun 30, 2020

Completed

Progress 100%

Support the provision of adequate health facilities through the allocation of a budget

Owner: John Van Der Meer

Update provided by Jenny Goodbourn on Sep 23, 2019 03:29:26

The maintenance of the health funding was approved in this years budget. The GP contract is tracked elsewhere in this plan

Strategy 3.1.2

Progress 100%

Advocate and support the maintenance of adequate police and emergency services.

Completed

%	#
100.0	1

Source cross-references: Shire of Morawa Strategic Community Plan 2018-2028 Reference #3.1.2; Shire of Morawa Corporate Business Plan 2018-2022 Reference # 3.1.2. Key Partners: NMEITA. Responsible person: CEO

Owner: Rob Paull

Action: 1

Action 3.1.2.1

Jul 01, 2019 - Jun 30, 2020

Completed

Progress 100%

Liaise with the police and emergency services to maintain a local police presence.

Owner: Rob Paull

Update provided by Chris Linnell on Sep 23, 2019 04:19:34

Ongoing.

Strategy 3.1.3
 Progress 75%

Continue to operate and resource the Morawa Youth Centre.

On Track

%	#
100.0	1

Source cross-references: Shire of Morawa Strategic Community Plan 2018-2028 Reference #3.1.3; Shire of Morawa Corporate Business Plan 2018-2022 Reference #3.1.2. Key Partners: DC, DCA, Responsible person: EMCCS

Owner: John Van Der Meer

Action: 1

Update provided by John Van Der Meer on Mar 23, 2020 23:25:55

Actie 3.1.3.1: Verdere ondersteuning van de activiteiten van het Jeugdcentrum, met bijzondere aandacht voor schoolvakantieactiviteiten. (75% voltooid)

CDO / YO heeft met succes een subsidie voor verkeersveiligheidsbanners gekregen en deze zijn in samenwerking met de school en een artist in residence gerealiseerd. Banners zijn compleet, klaar voor installatie.

Het Zomerschoolvakantieprogramma is opgeleverd.

Action 3.1.3.1



Jul 01, 2019 - Jun 30, 2020

On Track

Progress 75%

Continue to support the operations of the Youth Centre with a focus on school holiday activities.

Owner: John Van Der Meer

Update provided by Renee King on Apr 21, 2020 02:37:25

Update 21 April 2020: due to COVID-19, the Federal government called the closure of all recreation centres including youth centres from the 25 March. The school holiday program was cancelled, however the CDO prepared and delivered school holiday activity packs with craft supplies and donated sports equipment to Youth Centre participants within Morawa. Deliveries were made on 9 April and 16 April, with a final delivery scheduled for 23 April.

Strategy 3.1.4

Progress 100%

Advocate and continue to support the Morawa Community Resource Centre.

Completed	%	#
Completed	100.0	1

Source cross-references: Shire of Morawa Strategic Community Plan 2018-2028 Reference #3.1.5; Shire of Morawa Corporate Business Plan 2018-2022 Reference #3.1.4. Responsible person: EMCCS.

Owner: John Van Der Meer

Action: 1

Update provided by Jenny Goodbourn on Dec 22, 2019 07:49:20

Shire continues to assist the operations with provision of premises and consumables

Action 3.1.4.1

Jul 01, 2019 - Jun 30, 2020

Completed

Progress 100%

Support the Community Resource Centre through the provision of paper for their services - EMCCS. Key Partners #DC #DSR #DCA

Owner: John Van Der Meer

Update provided by Jenny Goodbourn on Aug 19, 2019 03:48:24

Budget allocation was adopted through the 2019/20 budget.

Strategy 3.1.5

Progress 100%

Continue to provide Department of Transport Licensing Services

Completed	%	#
Completed	100.0	1

Source cross-references: Shire of Morawa Strategic Community Plan 2018-2028 Reference #3.1.6; Shire of Morawa Corporate Business Plan 2018-2022 Reference #3.1.5. Key Partners: DOT, WAP. Responsible person: EMCCS

Owner: John Van Der Meer

Action: 1

Update provided by Jenny Goodbourn on Dec 22, 2019 07:49:46

Provided as core area of customer service

Action 3.1.5.1 Jul 01, 2018 - Jun 30, 2019 Completed Progress 100%

Ensure there are trained staff available to provide licensing services

Owner: John Van Der Meer

Update provided by Jenny Goodbourn on Mar 27, 2019 02:35:03

Rondah is attending Dept of Transport Training 1-5th April,2019. She will help maintain cover for Katrina's maternity leave and increase the depth of knowledge throughout.

Strategy 3.1.6 Progress 100%

Continue to support the visiting Vet Services.

	%	#
Completed	100.0	1

Source cross-references: Shire of Morawa Strategic Community Plan 2018-2028 Reference #3.1.7; Shire of Morawa Corporate Business Plan 2018-2022 Reference #3.1.6. Responsible person: EMCCS

Owner: John Van Der Meer

Action: 1

Update provided by Jenny Goodbourn on Dec 22, 2019 07:50:38

Vet program undertaken this year - but due to restrictions and lack of up take council may need to reconsider ongoing support

Action 3.1.6.1 Jul 01, 2019 - Jun 30, 2020 Completed Progress 100%

Host the Murdoch Vet annually with their trainee programme to provide de-sexing and vaccination services to pets with a emphasis on assisting low income families.

Owner: John Van Der Meer

Update provided by Jenny Goodbourn on Oct 23, 2019 00:27:49

Murdoch vet program ran on 14 & 15 October. However due to increased restrictions on who can access the services - now only pension card holders -and reduced services - no longer offer vaccinations- program needs to be reviewed before continuing with it in future years

Outcome 3.2 Progress 58%

Respect our cultural, indigenous and heritage assets.

	%	#
On Track	66.67	2
Completed	33.33	1

Source cross-references: Shire of Morawa Strategic Community Plan 2018-2028 Reference #3.2; Shire of Morawa Corporate Business Plan 2018-2022 Reference # 3.2. Responsible person: CEO

Owner: Rob Paull

Strategy: 3

Action: 3

Strategy 3.2.1 Progress 100%

Support to community activities and events.

Completed

%	#
100.0	1

Source cross-references: Shire of Morawa Strategic Community Plan 2018-2028 Reference #3.2.1; Shire of Morawa Corporate Business Plan 2018-2022 Reference #3.2.1. Key Partners: DCA, TWA. Responsible person: EMCCS

Owner: John Van Der Meer

Action: 1

Update provided by Jenny Goodbourn on Dec 22, 2019 07:51:10

Assistance provided where possible and where requested.

Action 3.2.1.1 Jul 01, 2019 - Jun 30, 2020 Completed Progress 100%

Ongoing allocation of approx \$20K pa to support local community groups functions and activities EMCCS. Corporate business plan 2018 summary. Key Partners #DCA #TWA

Owner: John Van Der Meer

Update provided by Jenny Goodbourn on Sep 23, 2019 03:15:41

There is an allocation for 2019/20 in this years budget.

Strategy 3.2.2  Progress 50%

Develop a Reconciliation Action Plan (RAP) through high-level community engagement.

On Track

%	#
100.0	1

Source cross-references: Shire of Morawa Strategic Community Plan 2018-2028 Reference #3.2.2; Shire of Morawa Corporate Business Plan 2018-2022 Reference # 3.2.2. Key Partners: DOP, MWDC. Responsible person: EMCCS


Owner: John Van Der Meer

Action: 1

Update provided by John Van Der Meer on Mar 23, 2020 23:26:17

Er wordt een eerste onderzoek gedaan naar de beste manier om dit aan te pakken zodat het een zinvol document is.

RAP-bijeenkomst in Perth, bijgewoond door Renee

Action 3.2.2.1  Jul 01, 2019 - Jun 30, 2020 On Track Progress 50%

Develop RAP, write a strategy and send it to council for adoption. - EMCCS. Source: Corporate business plan 2018 summary. Key Partners #DOP #MWDC

Owner: John Van Der Meer

Update provided by Renee King on Apr 21, 2020 02:40:12

Update 21 April 2020: Reflect RAP draft completed on 26 March 2020. The RAP will go to Council in May 2020 briefing/OCM and is to be submitted to Reconciliation Australia for review in May 2020.

CDO had booked to attend a RAP Starter Workshop meeting in Perth on 31st March for a one day course. Due to COVID-19, this one-day course has been postponed.

Strategy 3.2.3  Progress 25%

Explore opportunities and grants to appropriately re-purpose heritage assets.

On Track	%	#
	100.0	1

Source cross-references: Shire of Morawa Strategic Community Plan 2018-2028 Reference #3.2.3; Shire of Morawa Corporate Business Plan 2018-2022 Reference #3.2.3. Key Partners: HCWA. Responsible person: EDM

Owner: Ellie Cuthbert

Action: 1

Update provided by Ellie Cuthbert on Apr 02, 2020 05:40:03

Action 3.2.3.1: Morawa Heritage Inventory 2018/19 - \$25K Budget required in 2018/19 – EDM. Source: Corporate business plan 2018 summary. Key Partners #HCWA (This item was deferred to 2019/20) (25% completed)

We will need to revisit obtaining quotes to achieve this and determine potential timelines within the current situation.

Action 3.2.3.1  Jul 01, 2019 - Jun 30, 2020 On Track Progress 25%

Morawa Heritage Inventory 2018/19 - \$25K Budget required in 2018/19 – EDM. Source: Corporate business plan 2018 summary. Key Partners #HCWA (This item was deferred to 2019/20)

Owner: Ellie Cuthbert

Update provided by Ellie Cuthbert on Apr 02, 2020 02:07:07

We will need to revisit obtaining quotes to achieve this and determine potential timelines within the current situation.

Outcome 3.3  Progress 75%

Retain a safe environment.

On Track	%	#
Completed	50.0	1

Source cross-references: Shire of Morawa Strategic Community Plan 2018-2028 Reference #3.3; Shire of Morawa Corporate Business Plan 2018-2022 Reference #3.3. Responsible person: CEO

Owner: Rob Paull

Strategy: 2 Action: 2

Strategy 3.3.1 Progress 100%

Continue to support visiting ranger services.

Completed

%	#
100.0	1

Source cross-references: Shire of Morawa Strategic Community Plan 2018-2028 Reference #3.2.3. Shire of Morawa Corporate Business Plan 2018-2022 Reference #3.3.1. Key Partners: MWRC. Responsible person: EMDA

Owner: John Van Der Meer

Action: 1

Update provided by Jenny Goodbourn on Dec 22, 2019 07:51:56

Contract ranger continues to operate within the shire

Action 3.3.1.1 Jun 01, 2018 - Jun 30, 2019 Completed Progress 100%

Completed a review of the Ranger Program and seek to extended the contract for Ranger Services for the next five years, to 2025.

Owner: John Van Der Meer

Update provided by Grace French on Jun 19, 2019 05:31:22

We have completed a review and have extended the contract for Ranger Services for the next five years, to 2025. The new contract was favourable to councils budget after a market test of rates was completed.

Strategy 3.3.2  Progress 50%

Develop a Public Health Plan.

On Track

%	#
100.0	1


Source cross-references: Shire of Morawa Strategic Community Plan 2018-2028 Reference #3.3.2; Shire of Morawa Corporate Business Plan 2018-2022 Reference #3.3.2. Key Partners: HWA. Responsible person: EMDA

Owner: John Van Der Meer

Action: 1

Update provided by John Van Der Meer on Mar 23, 2020 23:27:29

Update 24 March 2020: not yet started but part of the FY21 budget where the Shire and Council will continue to focus on health care services being delivered as well as financially supported by the community.
 Te starten in februari

Action 3.3.2.1  Jul 01, 2019 - Jun 30, 2020 On Track Progress 50%

New - funds required in 2019/20 of \$30K and /or utilise expertise of ToVP - EMDA. Key Partners #HWA

Owner: John Van Der Meer

Update provided by John Van Der Meer on Mar 23, 2020 22:57:47

The MoU has seen its first tangible results. Town of Vic Park came up to Morawa to conduct our external Regulation17 check (CEO's risk management assessment of processes and protocols. The results so far are as expected and are in line with the set up of the executive team. The reg17 assessment and action plan will be adopted by Council in OCM meeting of April 2020. This first success seems to have laid a solid foundation of collaboration and cooperation.

Outcome 3.4  Progress 41%

A wide range of regional events.

	%	#
On Track	80.0	4
Completed	20.0	1

Source cross-references: Shire of Morawa Strategic Community Plan 2018-2028 Reference #3.4; Shire of Morawa Corporate Business Plan 2018-2022 Reference # 3.4. Responsible person: CEO

Owner: Rob Paull

Strategy: 2 Action: 5

Update provided by Rob Paull on Apr 21, 2020 01:29:58

Morawa Biennial Arts Awards and Exhibition cancelled for 2020 due to COVID-19

Strategy 3.4.1  Progress 60%

Continue to support Morawa Biennial Arts Awards and Exhibition.

	%	#
On Track	66.67	2
Completed	33.33	1

Source cross-references: Shire of Morawa Strategic Community Plan 2018-2028 Reference #3.4.1; Shire of Morawa Corporate Business Plan 2018-2022 Reference # 3.4.1. Key Partners: Karara Mining, DCA. Responsible person: EDM

Owner: Ellie Cuthbert

Action: 3

Update provided by Ellie Cuthbert on Apr 02, 2020 05:42:04


Action 3.4.1.1: Develop a tiered funding level approach for art show sponsorship ahead of the next exhibition in 2020. (40% completed)

A draft has been developed and was presented to the Art Show working group. This may need to be discussed further.

It is important to note that the 2020 Morawa Art Show has been cancelled/postponed.

Action 3.4.1.2: Provide Project Management services for the 8th Morawa Biennial Arts Award and Exhibition (August 2020), See work plan. Develop measures to track the success of the art show (August 2020) Art Entry Numbers Visitors? Opening night ticket sales (39% completed)

The 2020 Morawa Art Awards & Exhibition has been cancelled/postponed until further notice.


Action 3.4.1.1  Jul 01, 2019 - Jun 30, 2020 On Track Progress 40%

Develop a tiered funding level approach for art show sponsorship ahead of the next exhibition in 2020.

Owner: Ellie Cuthbert

Update provided by Ellie Cuthbert on Apr 02, 2020 02:11:14

A draft has been developed and was presented to the Art Show working group. This may need to be discussed further.
 It is important to note that the 2020 Morawa Art Show has been cancelled/postponed.

Action 3.4.1.2  Sep 01, 2019 - Jun 30, 2021 On Track Progress 39%


Provide Project Management services for the 8th Morawa Biennial Arts Award and Exhibition (August 2020), See work plan. Develop measures to track the success of the art show (August 2020)

- Art Entry Numbers
- Visitors?
- Opening night ticket sales

Owner: Ellie Cuthbert

Update provided by Ellie Cuthbert on Apr 02, 2020 02:13:38

The 2020 Morawa Art Awards & Exhibition has been cancelled/postponed until further notice.

Action 3.4.1.3  Sep 01, 2019 - Jun 30, 2021 Completed Progress 100%

(Measure consolidated under 3.4.2.2)

Owner: Ellie Cuthbert

Update provided by Ellie Cuthbert on Dec 12, 2019 02:37:51

as cited previously

Strategy 3.4.2  Progress 13%

Work with the community to develop and promote a community events calendar and plan with a unique or iconic event.

On Track	%	#
	100.0	2

Source cross-references: Shire of Morawa Strategic Community Plan 2018-2028 Reference #3.4.2; Shire of Morawa Corporate Business Plan 2018-2022 Reference #3.4.2. Responsible person: EDM (and CDO ???)

Owner: Ellie Cuthbert

Action: 2

Update provided by Ellie Cuthbert on Apr 02, 2020 05:42:14

Action 3.4.2.1: Build the NAIDOC event and continue its growth trajectory as our regional event (15% completed)
 First NAIDOC meeting was held in early March. However, as a result of the COVID-19 pandemic this event has now been cancelled/postpned.

Action 3.4.2.2: Seek new events that would add to activity in sports events/tourism - Assign to Renee King (10% completed)
 Update 24 March 2020: put on hold till further notice due to COVID-19 related closure of Shire events and facilities
 EDM has contacted organisation re a running event but is waiting for reply.

CDO is exploring social mixed netball competition and/or social touch rugby competition with the Morawa Tigers Social Committee.

New events to be discussed on a later date

Action 3.4.2.1



Nov 01, 2019 - Jun 30, 2020

On Track Progress 15%

Build the NAIDOC event and continue its growth trajectory as our regional event

Owner: Ellie Cuthbert

Update provided by Ellie Cuthbert on Apr 02, 2020 02:24:44

First NAIDOC meeting was held in early March. However, as a result of the COVID-19 pandemic this event has now been cancelled/postpned.

Action 3.4.2.2



Jul 01, 2019 - Jun 30, 2020

On Track Progress 10%

Seek new events that would add to activity in sports events/tourism - Assign to Renee King

Owner: John Van Der Meer

Update provided by Renee King on Apr 21, 2020 02:43:21

Update 21 April 2020: put on hold till further notice due to COVID-19 related closure of Shire events and facilities.

EDM had contacted organisation regarding a running event but is waiting for reply.

CDO was exploring social mixed netball competition and/or social touch rugby competition with the Morawa Tigers Social Committee.

New events to be discussed on a later date.

Outcome 3.5



Progress 90%

Improved and well maintained community, recreational and civic infrastructure.

	%	#
On Track	20.0	1
Completed	80.0	4

Source cross-references: Shire of Morawa Strategic Community Plan 2018-2028 Reference #3.5; Shire of Morawa Corporate Business Plan 2018-2022 Reference #3.5. Responsible person: CEO.

Owner: Rob Paull

Strategy: 2 Action: 5

Strategy 3.5.1

Progress 100%

Maintain community recreational and civic infrastructure in accordance to the Shire Asset Management Plans.

	%	#
Completed	100.0	4

Source cross-references: Shire of Morawa Strategic Community Plan 2018-2028 Reference #3.5.1; Shire of Morawa Corporate Business Plan 2018-2022 Reference #3.5.1. Responsible person: Works Manager.

Owner: Paul Buist

Action: 4

Update provided by Paul Buist on Apr 17, 2019 01:00:06

Action 3.5.1.1: Maintain community recreational and civic infrastructure for all shire assets Shire Asset Management Plans to maintain accurate records and budgets. (57% completed)

Calling for quotes for water tanks for the oval and hockey fields ahead of installation before winter rains comence.

Action 3.5.1.3: Improve the recreation centre facility to ensure a high standard of security. (99% completed)

Swipe Cards Control system installed and tested. Facility will be ready for usage from next week 15/04/19. Project completed on time and on budget.

Action 3.5.1.4: Restore and upgrade the existing recreation centre stadium flooring to ensure safety and fit for purpose. (100% completed)

Stadium surfing and upgrade completed on 05/04/19. Project completed on time and with slight variation to the initial quote due to additional issues with moldy patches at the entrance of the court. Stadium will be ready for use from 22/04/19.

Action 3.5.1.1 Jul 01, 2018 - Jun 30, 2019 Completed Progress 100%

Maintain community recreational and civic infrastructure for all shire assets Shire Asset Management Plans to maintain accurate records and budgets.

Owner: Paul Buist

Update provided by Paul Buist on May 15, 2019 00:41:11

There is a schedule in place for the Shire Asset Management Plan for scheduled maintenance. Water tanks for the oval and hockey fields are ordered and ready for connection for winter.

Action 3.5.1.2 Feb 01, 2019 - Dec 31, 2019 Completed Progress 100%

Set up Synergy asset management planning software, make a budget provision for \$16k in the budget review.

Owner: Paul Buist

Update provided by Paul Buist on Feb 12, 2019 23:07:03

The provision has been put in the budget review, pending the council decision in March.

Action 3.5.1.3 Jul 01, 2018 - Mar 31, 2019 Completed Progress 100%

Improve the recreation centre facility to ensure a high standard of security.

Owner: John Van Der Meer

Update provided by Grace French on Apr 25, 2019 17:25:32

Project completed.

Action 3.5.1.4 Jul 01, 2018 - Apr 30, 2019 Completed Progress 100%

Restore and upgrade the existing recreation centre stadium flooring to ensure safety and fit for purpose.

Owner: John Van Der Meer

Update provided by Grace French on Apr 08, 2019 00:35:56

Stadium surfing and upgrade completed on 05/04/19. Project completed on time and with slight variation to the initial quote due to additional issues with moldy patches at the entrance of the court. Stadium will be ready for use from 22/04/19.

Strategy 3.5.2  Progress 49%

Continue to implement the Recreation Master Plan to ensure Morawa recreation assets are sub-regional centre standard. On Track % #
100.0 1

Source cross-references: Shire of Morawa Strategic Community Plan 2018-2028 Reference #3.5.2; Shire of Morawa Corporate Business Plan 2018-2022 Reference #3.5.2. Key Partners: DSR. Responsible person: CEO

Owner: Rob Paull

Action: 1

Update provided by Chris Linnell on Feb 07, 2020 03:06:04

Action 3.5.2.1: Construct two new netball courts and obtain grant funding through the WA State Government. Subject to successful funding, construction would commence July 2020 (49% completed)

Update 3-2-2020: no outcome yet but expected within 2 weeks.

Announcement of this grant expected in February.

Action 3.5.2.1  Jul 01, 2019 - Jun 30, 2021 On Track Progress 49%

Construct two new netball courts and obtain grant funding through the WA State Government. Subject to successful funding, construction would commence July 2020

Owner: John Van Der Meer

Update provided by John Van Der Meer on Mar 23, 2020 23:00:47

Update 24 March 2020: letter and funding agreement received. Initial meeting with CDO and EMWA and EMCCS done. Plan of approach to be written and suppliers, contractors to be contacted. Timeline for delivery of courts is 12 months. Council will have to borrow money from WATC. Council resolution will be sought in May 2020 OCM.

Update 3-2-2020: no outcome yet but expected within 2 weeks.

Still awaiting outcome of DSR grant.

Outcome 3.6 Progress 0%

Promote and support a Healthy Community. Upcoming % #
100.0 1

Source cross-references: Shire of Morawa Strategic Community Plan 2018-2028 Reference #3.6; Shire of Morawa Corporate Business Plan 2018-2022 Reference #3.6. Responsible person: CEO

Owner: Rob Paull

Strategy: 1
Action: 1

Strategy 3.6.1 Progress 0%

Explore and implement outdoor gymnasium equipment

Upcoming

%	#
100.0	1

Source cross-references: Shire of Morawa Strategic Community Plan 2018-2028 Reference #3.6.2; Shire of Morawa Corporate Business Plan 2018-2022 Reference #3.6.1. Key Partners: DSR. Responsible person: EMCCS.

Owner: John Van Der Meer

Action: 1

Update provided by Jenny Goodbourn on Dec 22, 2019 07:52:49

Not progressing as private operator has set up in town and council is keen to support their business

Action 3.6.1.1 Jul 01, 2020 - Jun 01, 2022 Upcoming Progress 0%

Council is accessing the take up and acceptance of the private operator prior to an council commitment or funding application for Gym equipment equipment. \$40K required for matching grants in 2021/22 Budget is currently deferred – CCS

Owner: John Van Der Meer

Outcome 3.7 Progress 100%

Support an Inclusive Community.

Completed

%	#
100.0	1

Source cross-references: Shire of Morawa Strategic Community Plan 2018-2028 Reference #3.7; Shire of Morawa Corporate Business Plan 2018-2022 Reference #3.7. Responsible person: CEO

Owner: Rob Paull

Strategy: 1 Action: 1

Strategy 3.7.1 Progress 100%

Welcome and support new community members through appropriate activities and events.

Completed

%	#
100.0	1

Source cross-references: Shire of Morawa Strategic Community Plan 2018-2028 Reference #3.7.1; Shire of Morawa Corporate Business Plan 2018-2022 Reference # 3.7.1. Key Partners: OMI Responsible person: EMCCS.

Owner: John Van Der Meer

Action: 1

Update provided by John Van Der Meer on Feb 04, 2020 03:30:31

Function held annually every March - new residents and thank you volunteers day - hosted by Council. Renee is working on this to be delivered last week of March (probably)

Action 3.7.1.1

Jul 01, 2019 - Jun 30, 2020

Completed

Progress 100%

Community function to thank volunteers and welcome new community members, in March.

\$2K required pa in each Budget commencing 2018/19 - EMCCS. Key Partners #OMI

Owner: John Van Der Meer

Update provided by John Van Der Meer on Mar 23, 2020 23:01:58

Update 24 March 2020: Day was organised by CDO and was very well received. Completed!

4-2-2020: Function will be held in March 2020 which will coincide with new residents day. Option is Thursday 19 or 26 March.

Renee has the lead to set this up.

Objective 4



Progress 71%

Leadership and Governance Pillar: A connected community with strong leadership.

	%	#
On Track	50.0	12
Major Disruption	4.17	1
Completed	45.83	11

Owner: Rob Paull

Outcome: 6 Strategy: 18 Action: 24

Outcome 4.1



Progress 71%

A well informed, connected and engaged community that actively participates.

	%	#
On Track	50.0	3
Completed	50.0	3

Source cross-references: Shire of Morawa Strategic Community Plan 2018-2028 Reference #4.1; Shire of Morawa Corporate Business Plan 2018-2022 Reference #4.1. Responsible person: CEO

Owner: Rob Paull

Strategy: 4 Action: 6

Strategy 4.1.1

Progress 100%

Continue to produce the Snippets and develop ways of communicating and interacting more effectively.

	%	#
Completed	100.0	1

Source cross-references: Shire of Morawa Strategic Community Plan 2018-2028 Reference #4.1.1; Shire of Morawa Corporate Business Plan 2018-2022 Reference # 4.1.1. Key Partners: # Responsible person: CEO

Owner: Rob Paull

Action: 1

Action 4.1.1.1

Jul 01, 2019 - Jun 30, 2020

Completed

Progress 100%

This strategy and Councils support for Support the Community Resource Centre is reported under 3.1.4.1

Owner: Rob Paull

Update provided by PMH Insights Support on Aug 19, 2019 05:30:57

This action and Councils ongoing support for the Community Resource Centre is centralised under 3.1.4.1

Strategy 4.1.2 Progress 100%

Implement the communications and engagement plan and framework in all major initiatives.

Completed

%	#
100.0	1

Source cross-references: Shire of Morawa Strategic Community Plan 2018-2028 Reference #4.1.2; Shire of Morawa Corporate Business Plan 2018-2022 Reference # 4.1.2. Responsible person: CEO

Owner: Rob Paull

Action: 1

Update provided by Chris Linnell on Feb 28, 2019 05:05:40

Action 4.1.2.1: All projects to have a dedicated space on the website including overview and updates - ALL (100% completed)

Dedicated space provided for projects.

Action 4.1.2.1

Jul 01, 2018 - Jun 30, 2019

Completed

Progress 100%

All projects to have a dedicated space on the website including overview and updates - ALL

Owner: Ellie Cuthbert

Update provided by Sandy Adams on Nov 19, 2019 00:38:56

Dedicated space provided for projects.

Strategy 4.1.3 Progress 100%

Develop and implement community development, governance and marketing strategies in the Growth Plan.

Completed

%	#
100.0	1

Source cross-references: Shire of Morawa Strategic Community Plan 2018-2028 Reference #4.1.3; Shire of Morawa Corporate Business Plan 2018-2022 Reference #4.1.3. Key Partners: MWDC, DRD. Responsible person: CEO

Owner: Rob Paull

Action: 1

Update provided by Chris Linnell on Mar 27, 2019 03:49:40

Action 4.1.3.1: Review Strategies in Growth Plan - CEO. Key Partners #MWDC #DRD (20% completed)

The review is to be undertaken in conjunction with the Regen Morawa project, see updates in that goal.

Action 4.1.3.1

Jul 01, 2018 - Jun 30, 2019

Completed

Progress 100%

Review Strategies in Growth Plan - CEO. Key Partners #MWDC #DRD

Owner: Rob Paull

Update provided by Chris Linnell on May 20, 2019 04:26:23

The review is to be undertaken in conjunction with the Regen Morawa project, see updates in that goal.

Strategy 4.1.4

Progress 42%

Effectively utilise social engagement platforms such as Facebook to engage in a timely and efficient manner.

On Track

%	#
100.0	3

Source cross-references: Shire of Morawa Strategic Community Plan 2018-2028 Reference #4.1.4; Shire of Morawa Corporate Business Plan 2018-2022 Reference #4.1.4. Responsible person: CEO

Owner: Rob Paull

Action: 3

Update provided by Chris Linnell on Feb 07, 2020 03:10:43

Action 4.1.4.1: Allocate the budget to continue to grow the social media footprint. (60% completed)

EDM continues to work on social media campaigns. This will become more coordinated over the next few months in the lead up to wildflower season. It will also become an integral part of any marketing plans that may be developed.

Action 4.1.4.2: Continuously improve the Shire Website to increase accessibility to current and diverse information relevant to the Shires objectives. (20% completed)

EDM continues to work on the website. A new Liveability page has been developed to counteract some of the recent press about cheap housing. We are also working with the ABC to develop a news story about the positive aspects of living in Morawa. This should be completed in February 2020.

Action 4.1.4.3: Drive traffic through our Social Media Facebook and Instagram accounts to increase likes, visits and improve our active communication with the community. (15% completed)

Continuing to grow our networks.

The Shire of Morawa Facebook account has just over 1011 page likes.

The Shire of Morawa Instagram account has 664 followers.

We continue to put up events and community information frequently. In addition we try to share additional engaging content to assist in growing the networks.

Action 4.1.4.1

Jul 01, 2019 - Jun 30, 2020

On Track

Progress 70%

Allocate the budget to continue to grow the social media footprint.

Owner: Ellie Cuthbert

Update provided by Ellie Cuthbert on Apr 02, 2020 02:25:31

Due to COVID-19 tourism limitations this has been put on hold for now.

Action 4.1.4.2

Jul 01, 2019 - Jun 30, 2020

On Track

Progress 30%

Continuously improve the Shire Website to increase accessibility to current and diverse information relevant to the Shires objectives.

Owner: Ellie Cuthbert

Update provided by Ellie Cuthbert on Apr 02, 2020 03:42:54

The EDM is currently looking at spending extra time to develop the website over the next few weeks while working from home.

Action 4.1.4.3



Jul 01, 2019 - Jun 30, 2020

On Track

Progress 25%

Drive traffic through our Social Media Facebook and Instagram accounts to increase likes, visits and improve our active communication with the community.

Owner: Ellie Cuthbert

Update provided by Ellie Cuthbert on Apr 02, 2020 04:03:00

The Shires Social media accounts continue to creep upwards. EDM has been linking facebook posts back to our website to increase traffic to the website also.

Outcome 4.2



Progress 89%

Existing strong community spirit and pride is fostered and encouraged.

	%	#
On Track	25.0	1
Completed	75.0	3

Source cross-references: Shire of Morawa Strategic Community Plan 2018-2028 Reference #4.2; Shire of Morawa Corporate Business Plan 2018-2022 Reference #4.2. Responsible person: CEO

Owner: Rob Paull

Strategy: 3

Action: 4

Strategy 4.2.1



Progress 78%

Continue to administer the Morawa Future Fund.

	%	#
On Track	50.0	1
Completed	50.0	1

Source cross-references: Shire of Morawa Strategic Community Plan 2018-2028 Reference #4.2.1; Shire of Morawa Corporate Business Plan 2018-2022 Reference #4.2.1. Key Partners: SMC. Responsible person: CEO

Owner: Rob Paull

Action: 2

Update provided by Chris Linnell on Feb 07, 2020 03:11:03

Action 4.2.1.2: Provide Grant Opportunities for Community Projects, two rounds per year. (50% completed)

The Morawa Sinosteel Future Fund Grant will open in February for the next round of grants. Advertising will go out in early February 2020. This funding round will close in mid March and will be assessed by the committee in mid to late March. Results will then be sent to the April 2020 Council meeting for final approval and endorsement by Council.

Action 4.2.1.1

Jul 01, 2018 - Jun 30, 2019

Completed

Progress 100%

Set up first meeting and set criteria for opening first round - CEO. Source: Corporate business plan 2018 summary. Key Partners #SMC

Owner: Rob Paull

Update provided by Chris Linnell on Jan 15, 2019 04:47:44

Completed, the first round opens in February 2019.

Action 4.2.1.2  Jul 01, 2019 - Jun 30, 2020 On Track Progress 56%

Provide Grant Opportunities for Community Projects, two rounds per year.

Owner: Ellie Cuthbert

Update provided by Ellie Cuthbert on Apr 02, 2020 04:04:29

Morawa Sinosteel future fund grant round 2 has been placed on hold although we have received 4 applications for round 2. Emails to applicants have been sent advising them that this is now on hold until further notice.

Strategy 4.2.2 Progress 100%

Support leaderships / youth development programs through the Morawa Youth Centre.

	%	#
Completed	100.0	1

Source cross-references: Shire of Morawa Strategic Community Plan 2018-2028 Reference #4.2.2; Shire of Morawa Corporate Business Plan 2018-2022 Reference #4.2.2. Key Partners: DC, DSA, DCA. Responsible person: EMCCS

Owner: John Van Der Meer

Action: 1

Update provided by Jenny Goodbourn on Dec 22, 2019 07:53:18

Operations ongoing

Action 4.2.2.1 Aug 01, 2019 - Jun 30, 2020 Completed Progress 100%

Report progress of this action under Strategy 3.1.3

Owner: John Van Der Meer

Update provided by Jenny Goodbourn on Aug 19, 2019 03:52:43

Confirming actions in this area shall be reported under 3.1.3

Strategy 4.2.3 Progress 100%

Continue to acknowledge and support volunteers and provide access to tools and information such as through the government site <https://www.dsr.wa.gov.au/clubs>.

	%	#
Completed	100.0	1

Source cross-references: Shire of Morawa Strategic Community Plan 2018-2028 Reference #4.2.3; Shire of Morawa Corporate Business Plan 2018-2022 Reference # 1.1. Key Partners: DC Responsible person: EMCCS

Owner: John Van Der Meer

Action: 1

Update provided by Jenny Goodbourn on Dec 22, 2019 07:53:37

Ongoing

Action 4.2.3.1 Jul 01, 2019 - Jun 30, 2020 Completed Progress 100%

The Council is resourced through the community development officer to inform local groups on the availability of funding rounds.

Owner: John Van Der Meer

Update provided by Jenny Goodbourn on Aug 19, 2019 03:53:19

Ongoing activity as part of the community development officer role

Outcome 4.3  Progress 64%

A local government that is respected, professional and accountable.

	%	#
On Track	40.0	2
Major Disruption	20.0	1
Completed	40.0	2

Source cross-references: Shire of Morawa Strategic Community Plan 2018-2028 Reference #4.3; Shire of Morawa Corporate Business Plan 2018-2022 Reference #4.3. Responsible person: CEO

Owner: Rob Paull

Strategy: 3 Action: 5

Strategy 4.3.1 Progress 100%

Provision of professional training and development opportunities for Councillors.

	%	#
Completed	100.0	1

Source cross-references: Shire of Morawa Strategic Community Plan 2018-2028 Reference #4.3.1; Shire of Morawa Corporate Business Plan 2018-2022 Reference #4.3.1. Key Partners: DLGSCI, WALGA. Responsible person: CEO

Owner: Rob Paull

Action: 1

Update provided by Chris Linnell on Feb 07, 2020 03:11:27

Action 4.3.1.1: WALGA Training for elected Members to be scheduled in 2019/20 (43% completed)
 Liaising with newly elected Councillors to register for the five required areas of training.

Action 4.3.1.1 Jul 01, 2019 - Jun 30, 2020 Completed Progress 100%

WALGA Training for elected Members to be scheduled in 2019/20

Owner: Rondah Toms

Update provided by Sandy Adams on Apr 01, 2020 00:33:33

Training underway online due to no regional training being available.

Strategy 4.3.2

Progress 23%

Undertake annual customer satisfaction and feedback surveys.

On Track

%	#
100.0	2

Source cross-references: Shire of Morawa Strategic Community Plan 2018-2028 Reference #4.3.2; Shire of Morawa Corporate Business Plan 2018-2022 Reference #4.3.2. Responsible person: EDM

Owner: Ellie Cuthbert

Action: 2

Update provided by Ellie Cuthbert on Apr 02, 2020 05:47:54

Action 4.3.2.1: Develop survey and implement annual customer satisfaction and feedback surveys (45% completed)

Customer Satisfaction surveys have been discussed with the new Acting CEO about the best way forward. This may be on hold right now as a result of the ongoing COVID-19 pandemic.

Action 4.3.2.2: Based on the results of the annual customer satisfaction and feedback survey, Assess quality and usage of the Shire's services, facilities and assets based on results - EDM. Results from Customer Service Survey and develop service level statistics - ALL (0% completed)

As per development of annual customer satisfaction survey.

Action 4.3.2.1

Jul 01, 2019 - Jun 30, 2020

On Track

Progress 45%

Develop survey and implement annual customer satisfaction and feedback surveys

Owner: Ellie Cuthbert

Update provided by Ellie Cuthbert on Apr 02, 2020 04:14:35

Customer Satisfaction surveys have been discussed with the new Acting CEO about the best way forward. This may be on hold right now as a result of the ongoing COVID-19 pandemic.

Action 4.3.2.2

Mar 01, 2020 - Jul 31, 2020

On Track

Progress 0%

Based on the results of the annual customer satisfaction and feedback survey, Assess quality and usage of the Shire's services, facilities and assets based on results - EDM. Results from Customer Service Survey and develop service level statistics - ALL

Owner: Ellie Cuthbert

Update provided by Ellie Cuthbert on Apr 02, 2020 04:15:43

As per development of annual customer satisfaction survey.

Strategy 4.3.3   Progress 88%

Maintain a high standard of customer service and record keeping.

	%	#
Major Disruption	50.0	1
Completed	50.0	1

Source cross-references: Shire of Morawa Strategic Community Plan 2018-2028 Reference #4.3.3. Shire of Morawa Corporate Business Plan 2018-2022 Reference #4.3.3 Responsible person: EMCCS

Owner: John Van Der Meer

Action: 2

Update provided by John Van Der Meer on Apr 02, 2020 00:16:59

Update 24 March 2020: Values update meeting on March 26 postponed due to COVID-19 restrictions

Klantenservicecharter is ontwikkeld en geïmplementeerd.

Maandelijks overzicht van charter met CCS-team

Action 4.3.3.1 Jul 01, 2019 - Jun 30, 2020 Completed Progress 100%



Develop Customer Service Charter aligned with Morawa Shire values - EMCCS

Respond to feedback from the community survey project that answer the expectations of the community and develop charter with input from CGG consultant.

Owner: Rondah Toms

Update provided by Sandy Adams on Apr 01, 2020 00:34:22

Completed. Smaller versions available for staff to carry in vehicles.

Action 4.3.3.2   Jul 01, 2019 - Mar 31, 2020 Major Disruption Progress 76%

Coordinate with our External Accountants to Review and update the long term financial plan in accordance with best practice mandatory requirements from the Dept of Local Government.

Owner: John Van Der Meer

Update provided by John Van Der Meer on Apr 02, 2020 00:16:25

Update 24 March 2020: After adoption of budget review, freezing of rates, fees and charges (WA State decision), the LTFP is to be done by the EMCCS. Sent email to Moore Stephens on tips and insights how to deal with this requirement.

Origineel; vervaldatum 30-11-2019. Nu uitgesteld tot 31 maart 2020.

Kreeg een update over wegenwaardering (CEO) en werd op 3 februari 2020 naar Moore Stephens gestuurd voor opname en verdere distributie in LTFP.

Ontwerp van het LTFP wordt eind februari verwacht.

In april naar de Raad OM met een eerdere workshop voor de Raad

Outcome 4.4

Progress 42%

Strong regional partnerships with government and industry.

On Track

%	#
100.0	1

Source cross-references: Shire of Morawa Strategic Community Plan 2018-2028 Reference #4.4; Shire of Morawa Corporate Business Plan 2018-2022 Reference #4.4. Responsible person: CEO

Owner: Rob Paull

Strategy: 1 Action: 1

Strategy 4.4.1

Progress 42%

Deliver services as a sub-regional hub for the North Midlands.

On Track

%	#
100.0	1

Source cross-references: Shire of Morawa Strategic Community Plan 2018-2028 Reference #4.4.1; Shire of Morawa Corporate Business Plan 2018-2022 Reference #4.4.1. Key Partners: MWDC, NMLGA. Responsible person: EDM

Owner: Ellie Cuthbert

Action: 1

Update provided by Ellie Cuthbert on Apr 02, 2020 05:48:08

Action 4.4.1.1: Advocate for the delivery of services in the Morawa region taking into account the objectives of Regen Morawa, for example Health services Education Transport Business Telecommunications (42% completed)

Discussions with acting CEO about Regen Morawa are ongoing about reassessing the overarching strategy moving forward.

Action 4.4.1.1

Jul 01, 2019 - Jun 30, 2020 On Track Progress 42%

Advocate for the delivery of services in the Morawa region taking into account the objectives of Regen Morawa, for example

- Health services
- Education
- Transport
- Business
- Telecommunications

Owner: Ellie Cuthbert

Update provided by Ellie Cuthbert on Apr 02, 2020 04:26:19

Discussions with acting CEO about Regen Morawa are ongoing about reassessing the overarching strategy moving forward.

Outcome 4.5

Progress 70%

Long-term financial viability.

On Track

%	#
100.0	2

Source cross-references: Shire of Morawa Strategic Community Plan 2018-2028 Reference #4.5; Shire of Morawa Corporate Business Plan 2018-2022 Reference #4.5. Responsible person: CEO

Owner: Rob Paull

Strategy: 2

Action: 2

Strategy 4.5.1

Progress 65%

Maintain a Financial Health Indicator (FHI) score within acceptable benchmarks.

On Track

%	#
100.0	1

Source cross-references: Shire of Morawa Strategic Community Plan 2018-2028 Reference #4.5.1; Shire of Morawa Corporate Business Plan 2018-2022 Reference #4.5.1. Key Partners: DLGSCI Responsible person: EMCCS

Owner: John Van Der Meer

Action: 1

Update provided by John Van Der Meer on Mar 23, 2020 23:29:17

Begrotingstoezicht en financiële verantwoording blijven de beste werkwijzen garanderen

Action 4.5.1.1

Jul 01, 2019 - Jun 30, 2020

On Track

Progress 65%

Ongoing financial controls to maintain and improve our financial ratios that are published through the annual financial report.

Owner: John Van Der Meer

Update provided by John Van Der Meer on Mar 23, 2020 23:20:46

Update 24 March 2020: first steps to rationalising our expenses started with Telstra, LGIS insurance premium and Utility bills. Other policies and strategies are being developed.

4-2-2020: Begrotingsherzieningsproces is gestart om toezicht te houden op budgetten en uitgaven.

Er is prioriteit gegeven aan debiteuren en betalingsachterstanden om voor voldoende cashflow te zorgen

Wijzigingen in boekhoudnormen en budgetsjablonen geïmplementeerd of gepland om te worden geïmplementeerd met Bob Waddell en Cheryl Walton

Blijvende begrotingsbeperkingen om de beste prijs-kwaliteitverhouding te bieden - levering van vereiste diensten en projecten vanuit beschikbare financieringsbronnen

Strategy 4.5.2  Progress 75%

Ensure currency of all required IPRF documents including Assets Management Plans, Plant Replacement Programs, Corporate Business Plans and Long Term Financial Plans.

On Track

%	#
100.0	1

Source cross-references: Shire of Morawa Strategic Community Plan 2018-2028 Reference #4.5.3; Shire of Morawa Corporate Business Plan 2018-2022 Reference #4.5.2. Key Partners: DLGSCI Responsible person: CEO

Owner: Rob Paull

Action: 1

Update provided by Chris Linnell on Feb 07, 2020 03:12:01

Action 4.5.2.1: Delegate responsibility through staff roles & responsibilities for statutory planning documents and ensure currency (75% completed)

Draft Long Term Financial Plans has been developed. A Council workshop is required to outline the challenges the Shire will face over the next 10 years and to get feedback from the Council on the draft.

Action 4.5.2.1  Jul 01, 2019 - Jun 30, 2020 On Track Progress 75%

Delegate responsibility through staff roles & responsibilities for statutory planning documents and ensure currency

Owner: Rob Paull

Update provided by Rob Paull on Apr 21, 2020 01:28:51

Council workshops on the Budget and LTFP to be undertaken in May and June 2020

Outcome 4.6  Progress 71%

Attract and retain quality staff.

	%	#
On Track	50.0	3
Completed	50.0	3

Source cross-references: Shire of Morawa Strategic Community Plan 2018-2028 Reference #4.6; Shire of Morawa Corporate Business Plan 2018-2022 Reference #4.6. Responsible person: CEO

Owner: Rob Paull

Strategy: 5 Action: 6

Strategy 4.6.1 Progress 100%

Continue to provide staff training and development.

	%	#
Completed	100.0	2

Source cross-references: Shire of Morawa Strategic Community Plan 2018-2028 Reference #4.6.1; Shire of Morawa Corporate Business Plan 2018-2022 Reference # 4.6.1. Key Partners: DLGSCI, WALGA. Responsible person: EMDA

Owner: John Van Der Meer

Action: 2

Update provided by Jenny Goodbourn on Dec 22, 2019 07:54:50

Ongoing

Action 4.6.1.1 Jul 01, 2018 - Jun 30, 2019 Completed Progress 100%

As part of new PDP's (Envisio) identify opportunities for individual staff – Managers

Owner: John Van Der Meer

Update provided by Chris Linnell on Feb 22, 2019 06:26:41

(Feb 22, 2019 14:26:25) Chris Linnell: The PDP process will commence in March with the executive team reviews being scheduled for completion in April. Based on the feedback and learnings from the process, a decision will be made on the best way to progress the appraisals for the balance of staff who are currently non-Envisio (IP&R system) users.

Action 4.6.1.2 Jan 01, 2019 - Feb 28, 2019 Completed Progress 100%

Staff awareness on waste water treatment.

Owner: John Van Der Meer

Update provided by Grace French on Apr 08, 2019 00:37:49

Certificate II received and distributed. Staff are satisfied with training and already implementing current process with their new knowledge.

Strategy 4.6.2  Progress 0%

Provide quality affordable rental housing for staff.

	%	#
On Track	100.0	1

Source cross-references: Shire of Morawa Strategic Community Plan 2018-2028 Reference #4.6.2; Shire of Morawa Corporate Business Plan 2018-2022 Reference #4.6.2. Key Partners: DOH. Responsible person: EMDA


Owner: Rob Paull

Action: 1

Update provided by Chris Linnell on Feb 07, 2020 03:12:35

Action 4.6.2.1: Develop an new EBA. (0% completed)

Awaiting details.

Action 4.6.2.1  Jul 01, 2019 - Jun 30, 2020 On Track Progress 0%

Develop an new EBA.

Owner: John Van Der Meer

Update provided by John Van Der Meer on Mar 23, 2020 23:21:53

Update 24 March 2020: EBA has been postponed to second half of 2020 calendar year.

18/02/2020 update

De PD's voor de financiële en administratieve rollen zijn geschreven. De Performance mgt-indicatoren voor elke rol zijn opgesteld.

Zodra de basis voor persoonlijke PD's is gedefinieerd, wordt de EBA opgezet.

Strategy 4.6.3 Progress 50%

Provide traineeships and workforce re-entry programs within the Shire.

On Track

%	#
100.0	1

Source cross-references: Shire of Morawa Strategic Community Plan 2018-2028 Reference #4.6.3; Shire of Morawa Corporate Business Plan 2018-2022 Reference 4.6.3. Key Partners: WALGA. Responsible person: CEO

Owner: Rob Paull

Action: 1

Update provided by Chris Linnell on Feb 07, 2020 03:12:58

Action 4.6.3.1: Investigate opportunities to partner with employment agencies to include traineeships through the Shires employment activities. (50% completed)

To be considered as opportunities arise.

4-2-2020: new EMCCS feels need to elaborate more on this topic and identify opportunities pro-actively.

Action 4.6.3.1 Jul 01, 2019 - Jun 30, 2020 On Track Progress 50%

Investigate opportunities to partner with employment agencies to include traineeships through the Shires employment activities.

Owner: John Van Der Meer

Update provided by John Van Der Meer on Mar 23, 2020 23:22:37

Update 24 March 2020: no progress yet

Om als kansen te worden beschouwd.

4-2-2020: nieuw EMCCS vindt dat het nodig is om dit onderwerp verder uit te werken en proactief kansen te identificeren.

Strategy 4.6.4 Progress 100%

Develop a staff attraction and retention strategy.

Completed

%	#
100.0	1

Source cross-references: Shire of Morawa Strategic Community Plan 2018-2028 Reference #4.6.4; Shire of Morawa Corporate Business Plan 2018-2022 Reference #4.6.4. Key Partners: WALGA Responsible person: CEO

Owner: Rob Paull

Action: 1

Update provided by Chris Linnell on May 20, 2019 04:33:35

Action 4.6.4.1: Staff attraction and retention strategy to be addressed in the EBA, refer 4.6.2.2 (0% completed)

See 4.6.6.2

Action 4.6.4.1

Jul 01, 2018 - Jun 30, 2019

Completed

Progress 100%

Staff attraction and retention strategy to be addressed in the EBA, refer 4.6.2.2

Owner: Rob Paull

Update provided by Chris Linnell on Jun 26, 2019 00:54:11

See 4.6.6.2

Strategy 4.6.5



Progress 77%

Provision of appropriate professional development opportunities for Staff.

On Track

%	#
100.0	1

Source cross-references: Shire of Morawa Strategic Community Plan 2018-2028 Reference #4.6.5; Key Partners: WALGA, NMLGA. Responsible person: CEO

Owner: Rob Paull

Action: 1

Update provided by Chris Linnell on Feb 07, 2020 03:13:13

Action 4.6.5.1: Include training and professional development within the 2020 staff PDP program. (77% completed)

All staff PDPs uploaded onto Envisio.

Action 4.6.5.1



Jul 01, 2019 - Jun 30, 2020

On Track

Progress 77%

Include training and professional development within the 2020 staff PDP program.

Owner: John Van Der Meer

Update provided by John Van Der Meer on Mar 23, 2020 23:25:18

Update 24 March 2020: POP's to be discussed with staff and formalised in files. Appraisals and reviews to be planned for all staff (Depot and Admin staff)

Alle personeels-POP's zijn geconverteerd naar Envisio.

AUDIT AND RISK MANAGEMENT COMMITTEE

Terms of Reference

Audit and Risk Management Committee

The Audit and Risk Management Committee ('Committee') is appointed by the Shire of Morawa to oversee the activities of the Council's external and internal auditors.

Membership of the Committee shall be:

1. All Councillors of the Shire of Morawa (with the President as Chair); and
2. Deputy President as Chair in the absence of the President.

Terms of reference:

1. The Committee's role, in accordance with Regulation 16 of *the Local Government (Audit) Regulations 1996*, is to:
 - a) Guide and assist the local government in carrying out:
 - i. its functions under Part 6 of the Act;
 - ii. its functions relating to other audits and other matters related to financial management; and
 - b) Functions in relation to audits conducted under Part 7 of the Act. review a report given to it by the CEO under regulation 17(3) (the CEO's report) and is to —
 - i. report to the council the results of that review; and
 - ii. give a copy of the CEO's report to the Council.
 - c) Monitor and advise the CEO when the CEO is carrying out functions in relation to a review under —
 - i. regulation 17(1); and
 - ii. the *Local Government (Financial Management) Regulations 1996* regulation 5(2)(c);
 - d) Support the auditor of the local government to conduct an audit and carry out the auditor's other duties under the Act in respect of the local government;
 - e) Oversee the implementation of any action that the local government —
 - i. is required to take by section 7.12A(3); and
 - ii. has stated it has taken or intends to take in a report prepared under section 7.12A(4)(a); and
 - iii. has accepted should be taken following receipt of a report of a review conducted under regulation 17(1); and
 - iv. has accepted should be taken following receipt of a report of a review conducted under the *Local Government (Financial Management) Regulations 1996* regulation 5(2)(c);
 - f) Perform any other function conferred on the audit committee by these regulations or another written law.
2. The Committee may provide guidance and assistance to the local government regarding:
 - a) Other matters to be audited.
 - b) The scope of audits.
 - c) Financial, risk and compliance management functions as prescribed in the *Local Government Act 1995*.
 - d) Other matters specified in these Terms of Reference.
3. The Committee may resolve to request the Chief Executive Officer (CEO) to provide any information or make arrangements to provide independent expert advice, as appropriate and required by the Committee in order to fulfil its duties and responsibilities.
4. The Committee is to review and make recommendations to the Council regarding:
 - a) Financial Management

SHIRE OF MORAWA
List of Payments Made April 2020

Voucher No	Date	Payee	Invoice Description	Bank Code	Amount
EFT13015	02/04/2020	Australian Services Union	Payroll deductions	1	77.70
EFT13016	02/04/2020	Department of Human Services	Payroll deductions	1	661.31
EFT13017	07/04/2020	WesTrac Equipment Pty Ltd	Purchase of Caterpillar CS64B 2019 Smooth Drum Vibrating Self Propelled Roller	1	157,889.03
EFT13018	08/04/2020	Rip-It Security Shredding (Primecode Pty Ltd)	Records archiving and storage for March 2020	1	104.50
EFT13019	08/04/2020	AMPAC Debt Recovery (WA) Pty Ltd	Debt recovery costs for rates debtors	1	371.80
EFT13020	08/04/2020	Morawa Golf & Bowling Club	Bar expenses, A Night with the Blokes, men health workshop	1	285.00
EFT13021	08/04/2020	Star Track Express	Freight late payment fee	1	5.39
EFT13022	08/04/2020	Synergy	Electricity expenses street lighting 25/02/2020 to 24/03/2020	1	3,530.30
EFT13023	08/04/2020	Telstra Corporation Limited	Telephone expenses	1	252.38
EFT13024	08/04/2020	Morawa Drapery Store	1 x size 11 Steel Blue Zip Boots	1	179.95
EFT13025	08/04/2020	Morawa Traders	Refreshments for Council meeting	1	460.84
EFT13026	08/04/2020	IT Vision Australia Pty Ltd	Altus Bank Reconciliation Installation and annual licence	1	3,894.00
EFT13027	08/04/2020	McDonalds Wholesalers	SKU 440351 Milk UHT Anchor pc 15ml	1	68.25
EFT13028	08/04/2020	Refuel Australia	Bulk Diesel 10,000L, textran 250L and Delco 205L	1	14,849.50
EFT13029	08/04/2020	Canine Control	Ranger services for visits on 25/3/2020, 1/4/2020 and 3/4/2020	1	2,722.50
EFT13030	08/04/2020	Marketforce	Advertising for disposal and lease of Unit 5 Business Units	1	358.29
EFT13031	08/04/2020	Royal Life Saving Australia	Shallow water signs	1	125.50
EFT13032	08/04/2020	Australian Taxation Office	BAS March 2020	1	32,488.00
EFT13033	08/04/2020	Bob Waddell & Associates Pty Ltd	Assistance with financial matters for the month of April 2020	1	363.00
EFT13034	08/04/2020	Geraldton Mower & Repairs Specialists	1 x AUGER 200mm BT106C/120C	1	507.00

SHIRE OF MORAWA
List of Payments Made April 2020

Voucher No	Date	Payee	Invoice Description	Bank Code	Amount
EFT13035	08/04/2020	Logo Appointments	Contracting services of finance officer for week ending 28/3/2020	1	6,248.00
EFT13036	08/04/2020	Kyalla Farms	6800 m3 Gravel supply of gravel	1	11,220.00
EFT13037	08/04/2020	Alinta Sales Pty Ltd	Electricity expenses for Morawa Medical Centre for March 2020	1	81.98
EFT13038	08/04/2020	CleverPatch	Art & craft supplies for Youth Centre	1	225.42
EFT13039	08/04/2020	LGISWA	Refund of overpayment on 29/11/19 Ex-GST. Refunded April 2020	1	11,085.98
EFT13040	08/04/2020	AFGRI	AT 335492 Hydraulic Filter	1	444.96
EFT13041	08/04/2020	Herrings Coastal Plumbing & Gas	Remove broken basin in disabled toilet and install new basin	1	558.91
EFT13042	08/04/2020	Centrex Potash Pty Ltd	Rates refund for assessment A968 LOT E70/04004	1	364.05
EFT13043	08/04/2020	J&D Cook	Hire of pump for the supply of water	1	3,465.00
EFT13044	08/04/2020	MEEDAC Incorporated	Management of Jones Lake Rd Transfer Station for March 2020	1	15,688.76
EFT13045	08/04/2020	Stratum Cutting Edges	Blades for grader	1	1,844.70
EFT13046	08/04/2020	Infinitum Technologies Pty Ltd	Monthly I.T. support for the period 01/04/2020 - 23/04/2020	1	10,714.22
EFT13047	08/04/2020	Avon Waste	1405 domestic refuse collections on Mondays in March 2020	1	6,987.40
EFT13048	08/04/2020	Mitchell and Brown Communications Vidguard	Security monitoring for the period 01/04/2020 to 30/06/2020	1	102.00
EFT13049	08/04/2020	HI-Power Diesel	Rewind and replace start mechanism, adj rpm and idle Stihl BG86C	1	110.00
EFT13050	08/04/2020	Terra Form Contracting	Hire of track loader and truck for transport and accommodation	1	3,916.00
EFT13051	08/04/2020	OakStar Asset Pty Ltd	25/20 concrete delivered to Broad Ave playground	1	770.00
EFT13052	08/04/2020	Little West Wood	Postages March 2020	1	64.05
EFT13053	08/04/2020	Highscore Creative	Event branding	1	1,045.00
EFT13054	08/04/2020	ONEMUSIC AUSTRALIA	Annual subscription for ONEMUSIC- Music in Council facilities	1	116.67

SHIRE OF MORAWA
List of Payments Made April 2020

Voucher No	Date	Payee	Invoice Description	Bank Code	Amount
EFT13055	08/04/2020	WINC Australia	A3 laminating pouches	1	215.34
EFT13056	14/04/2020	Exetel	Internet fibre optic charges 2019/2020 partial March and April 2020	1	2,040.32
EFT13057	14/04/2020	J.R. & A. Hersey Pty Ltd	Hand sanitiser	1	486.75
EFT13058	14/04/2020	LGISWA	Refund of overpayment of members benefit claimed and paid twice	1	17,762.22
EFT13059	14/04/2020	IGA Morawa	IGA supplies for Youth Centre on 23.03.20	1	282.41
EFT13060	17/04/2020	Australian Services Union	Payroll deductions	1	77.70
EFT13061	17/04/2020	Department of Human Services	Payroll deductions	1	661.31
EFT13062	23/04/2020	North Midlands Electrical	Supply and replace fluoro globes at Canna ablution block	1	1,095.36
EFT13063	23/04/2020	THEM Earthmoving Pty Ltd	Grading of Fallon Rd	1	19,943.00
EFT13064	23/04/2020	AMPAC Debt Recovery (WA) Pty Ltd	Debt recovery costs for rates debtors	1	16.50
EFT13065	23/04/2020	Star Track Express	Freight late payment fee	1	5.02
EFT13066	23/04/2020	Synergy	Electricity charges for the period 19/03/2020 to 15/04/2020	1	793.78
EFT13067	23/04/2020	Telstra Corporation Limited	Telephone expenses for the period 02/04/2020 to 01/05/2020	1	1,846.79
EFT13068	23/04/2020	J.R. & A. Hersey Pty Ltd	Spray and mark	1	928.07
EFT13069	23/04/2020	Moore Stephens	Management and Financial Reporting Workshops for employee	1	2,191.20
EFT13070	23/04/2020	Morawa Traders	Coolridge water 600ml carton	1	22.00
EFT13071	23/04/2020	Nutrien Ag Solutions (was Landmark Operations)	24 x bags of grey cement	1	439.34
EFT13072	23/04/2020	Midwest Chemical & Paper Distributors	5l bottle of hand sanitiser	1	662.02
EFT13073	23/04/2020	Refuel Australia	Havoline super and fuel cards purchases for March 2020	1	320.25

SHIRE OF MORAWA
List of Payments Made April 2020

Voucher No	Date	Payee	Invoice Description	Bank Code	Amount
EFT13074	23/04/2020	Canine Control	Ranger services for the visits on 28/03/2020 and 16/04/2020	1	1,815.00
EFT13075	23/04/2020	GH Country Courier	Freight	1	65.71
EFT13076	23/04/2020	Bob Waddell & Associates Pty Ltd	Assistance with Covid19 Reserve GL's for April 2020	1	1,716.00
EFT13077	23/04/2020	Logo Appointments	Contracting services of finance officer for week ending 11/04/2020	1	4,638.94
EFT13078	23/04/2020	Novus Autoglass Repairs & Replacement	Supply and fit front windscreen for P202	1	2,665.76
EFT13079	23/04/2020	Bolts-R-U's	16x75mm G316 S/S Hex Set Screw	1	89.41
EFT13080	23/04/2020	Coates Hire	Hire of roller from 25/02/2020 to 17/03/2020	1	4,592.11
EFT13081	23/04/2020	Herrings Coastal Plumbing & Gas	Checked gas and hot water system at 78 Yewers Ave	1	90.75
EFT13082	23/04/2020	Blackwoods - (J Blackwood & Son PTY Limited)	03395469 Battery li-ion Makita 197422-4 6.0AH	1	637.01
EFT13083	23/04/2020	LG Professionals Australia	Project Management Masterclass - Webinar Series for EMCCS	1	280.00
EFT13084	23/04/2020	Rodney King	Fitted 14-00 24R tyres for P202	1	2,964.50
EFT13085	23/04/2020	MEEDAC Incorporated	Management of Jones Lake Rd Transfer Station for April 2020	1	7,844.38
EFT13086	23/04/2020	Building Commission	BSL Levy March 2020	1	56.65
EFT13087	23/04/2020	Mitchell and Brown Communications Vidguard	Annual service security Youth Centre	1	267.30
EFT13088	23/04/2020	Arrinooka Pastoral Co	Hire of dozer to clear road edges for 12 hours	1	2,904.00
EFT13089	23/04/2020	Element Advisory Pty Ltd	Modifications to Local Planning Scheme 3	1	247.50
EFT13090	23/04/2020	Breeze Connect Pty Ltd	Shire administration office telephone lines for 2019/20	1	232.00
EFT13091	23/04/2020	Paper Plus Office National	Wireless black Kensington Pro Fit mouse and 2 rims of paper	1	40.76
EFT13092	23/04/2020	Patience Sandland Pty Ltd	62 tonne of cream sand to Shire depot	1	3,600.00
EFT13093	23/04/2020	E & MJ Rosher Pty Ltd	HH150-32094 oil filter	1	114.90

SHIRE OF MORAWA
List of Payments Made April 2020

Voucher No	Date	Payee	Invoice Description	Bank Code	Amount
EFT13094	30/04/2020	Australian Services Union	Payroll deductions	1	77.70
EFT13095	30/04/2020	Department of Human Services	Payroll deductions	1	661.31
DD6936.1	01/04/2020	Department of Transport	DOT licencing payment MOWO20200330	1	29.25
DD6938.1	01/04/2020	Westnet Pty Ltd	Monthly internet service charge 1/4/2020 - 1/5/2020	1	134.85
DD6940.1	01/04/2020	WA Local Government Superannuation Plan	Payroll deductions	1	5,522.40
DD6940.2	01/04/2020	Australian Super	Superannuation contributions	1	1,190.72
DD6940.3	01/04/2020	mobiSuper	Superannuation contributions	1	107.07
DD6940.4	01/04/2020	BT FINANCIAL GROUP	Superannuation contributions	1	322.91
DD6940.5	01/04/2020	MLC Super Fund	Superannuation contributions	1	452.47
DD6940.6	01/04/2020	LGIA Super	Superannuation contributions	1	697.28
DD6940.7	01/04/2020	GESB	Superannuation contributions	1	182.69
DD6940.8	01/04/2020	Sunsuper	Superannuation contributions	1	102.20
DD6943.1	02/04/2020	Department of Transport	DOT licencing payment MOWO20200331	1	327.80
DD6946.1	03/04/2020	Department of Transport	DOT licencing payment MOWO20200401	1	453.50
DD6948.1	03/04/2020	De Lage Landen Pty Ltd	Photocopier lease payment for April 2020	1	265.91
DD6953.1	06/04/2020	Department of Transport	DOT licencing payment MOWO20200402	1	379.80
DD6957.1	07/04/2020	Department of Transport	DOT licencing payment MOWO20200403	1	142.10
DD6959.1	08/04/2020	Department of Transport	DOT licencing payment MOWO20200406	1	3,095.85
DD6961.1	09/04/2020	Department of Transport	DOT licencing payment MOWO20200407	1	1,022.55
DD6966.1	15/04/2020	Department of Transport	DOT licencing payment MOWO20200409	1	19.60

SHIRE OF MORAWA
List of Payments Made April 2020

Voucher No	Date	Payee	Invoice Description	Bank Code	Amount
DD6968.1	15/04/2020	WA Local Government Superannuation Plan	Payroll deductions	1	5,668.15
DD6968.2	15/04/2020	Australian Super	Superannuation contributions	1	1,195.23
DD6968.3	15/04/2020	mobiSuper	Superannuation contributions	1	78.41
DD6968.4	15/04/2020	BT FINANCIAL GROUP	Superannuation contributions	1	322.91
DD6968.5	15/04/2020	MLC Super Fund	Superannuation contributions	1	452.47
DD6968.6	15/04/2020	LGIA Super	Superannuation contributions	1	748.24
DD6968.7	15/04/2020	CBUS	Superannuation contributions	1	182.69
DD6970.1	16/04/2020	Department of Transport	DOT licencing payment MOWO20200414	1	1,843.60
DD6973.1	17/04/2020	Department of Transport	DOT licencing payment MOWO20200415	1	1,737.25
DD6977.1	20/04/2020	Department of Transport	DOT licencing payment MOWO20200416	1	610.15
DD6980.1	21/04/2020	Department of Transport	DOT licencing payment MOWO20200417	1	1,118.95
DD6983.1	23/04/2020	Department of Transport	DOT licencing payment MOWO20200421	1	14,066.00
DD6986.1	22/04/2020	Department of Transport	DOT licencing payment MOWO20200420	1	194.20
DD6988.1	28/04/2020	Department of Transport	DOT licencing payment MOWO20200423	1	768.45
DD6990.1	29/04/2020	Department of Transport	DOT licencing payment MOWO20200424	1	697.75
DD6992.1	29/04/2020	WA Local Government Superannuation Plan	Payroll deductions	1	5,713.81
DD6992.2	29/04/2020	Australian Super	Superannuation contributions	1	1,194.97
DD6992.3	29/04/2020	mobiSuper	Superannuation contributions	1	103.55
DD6992.4	29/04/2020	BT FINANCIAL GROUP	Superannuation contributions	1	288.85
DD6992.5	29/04/2020	MLC Super Fund	Superannuation contributions	1	452.47

SHIRE OF MORAWA
List of Payments Made April 2020

Voucher No	Date	Payee	Invoice Description	Bank Code	Amount
DD6992.6	29/04/2020	LGIA Super	Superannuation contributions	1	748.24
DD6992.7	29/04/2020	CBUS	Superannuation contributions	1	182.69
DD6992.8	29/04/2020	REST Industry Superannuation	Superannuation contributions	1	80.18
DD6996.1	30/04/2020	Department of Transport	DOT licencing payment MOWO20200428	1	169.45

REPORT TOTALS	TOTAL
Muni EFT	\$379,638.41
Trust EFT	0.00
Muni Cheque	0.00
Muni Direct Debit	\$53,564.82
Payroll	\$145,821.22
Credit Card	\$497.21
TOTAL PAYMENTS	\$579,521.66

SHIRE OF MORAWA
List of Payments Made April 2020

DD6964.1

March 2020

Corporate Credit Card - Rob Paull Bankwest Mastercard

Date	Description	Accounts	Account Description	Amount	GST
			Total Purchases for R Paull	\$0.00	\$0.00

Corporate Credit Card - John van der Meer Bankwest Mastercard

Date	Description	Accounts	Account Description	Amount	GST
3/03/2020	POST MORAWA PO	1146250.521	Lease of post office box for Shire 01/04/20 - 31/03/21	64.00	5.82
6/03/2020	POST MORAWA PO	1052030.521	Corporate firearm licence renewal 9/3/20 - 8/3/21	128.00	0.00
6/03/2020	Local Government Professionals	1146040.502	People & culture network event and IPR for EMCCS	100.00	9.09
26/03/2020	Local Government Professionals	1146040.502	People & culture network event and IPR for EMCCS - Reversal	-100.00	-9.09
8/03/2020	Aloft Perth	1146120.502	2 night accommodation for SFO to attend budget workshop	308.00	28.00
8/03/2020	Aloft Perth	1146120.502	Credit card fee for 2 night accommodation	4.62	0.42
9/03/2020	POST MORAWA PO	1077060.521	Lease of post office box for Doctor Surgery 01/04/20 - 31/03/21	39.00	3.55
			Total Purchases for J van der Meer	\$543.62	\$37.79

5/01/2020	Foreign Trans Fee Reversal	1146200.521	Foreign Transaction Fee for Adobe Software	-0.65	0.00
5/02/2020	Foreign Trans Fee Reversal	1146200.521	Foreign Transaction Fee for Adobe Software	-0.65	0.00
4/03/2020	Interest Adjustment	1032230.160	Credit Interest Adjustment	-0.31	0.00
4/03/2020	Credit Adjustment	1146200.521	Credit Adjustment Adobe Software - Reversal for 05/01/2020	-21.99	0.00
18/03/2020	Interest Adjustment	1032230.160	Credit Interest Adjustment	-0.64	0.00
18/03/2020	Credit Adjustment	1146200.521	Credit Adjustment Adobe Software - Reversal for 05/02/2020	-21.99	0.00
18/03/2020	Interest Adjustment	1032230.160	Credit Interest Adjustment	-0.18	0.00
			Total adjustment	-\$46.41	0.00

Total Payment to Corporate Credit Card Account	\$497.21	\$37.79
---	-----------------	----------------

SHIRE OF MORAWA
List of Payments Made April 2020

EFT13073		CREDITOR NAME:		Refuel Australia (Caltex) - 30169		
		INVOICE NUMBER:		SCARD0320		
		INVOICE DATE:		31/03/2020		
DESCRIPTION:		Fuel Cards Purchases in March 2020				
GL/JOB CODE	ACCOUNT DESCRIPTION	GST IND.	I/E CODE / C/C	DESCRIPTION	ELEM. CODE	AMOUNT
P252	Toyota Prado DSL WGN A/T GXL - CEO	C	105	Diesel Fuel Purchases	3003	65.93
P241	Toyota RAV 4 - EDM	C	105	Unleaded Fuel Purchases	3003	84.39
P242	RAV 4 - EMCCS	C	105	Unleaded Fuel Purchases	3003	93.93
						\$244.25



SHIRE OF MORAWA

MONTHLY FINANCIAL REPORT (Containing the Statement of Financial Activity) For the Period Ended 30 April 2020

LOCAL GOVERNMENT ACT 1995

LOCAL GOVERNMENT (FINANCIAL MANAGEMENT) REGULATIONS 1996

TABLE OF CONTENTS

Monthly Summary Information	3 - 5
Key Terms and Descriptions - Statutory Reporting Programs	6
Statement of Financial Activity by Program	7
Key Terms and Descriptions - Nature or Type Descriptions	8
Statement of Financial Activity by Nature or Type	9
Note 1 Net Current Assets	10
Note 2 Explanation of Material Variances	12
Note 3 Cash and Investments	13
Note 4 Receivables	14
Note 5 Rating Revenue	15
Note 6 Disposal of Assets	16
Note 7 Capital Acquisitions	17
Note 8 Borrowings	20
Note 9 Reserves	21
Note 10 Grants and Contributions	23
Note 11 Bonds & Deposits and Trust Funds	24

THIS PAGE INTENTIONALLY LEFT BLANK

**MONTHLY FINANCIAL REPORT
FOR THE PERIOD ENDED 30 APRIL 2020**
KEY INFORMATION
Items of Significance

The material variance adopted by the Shire of Morawa for the 2019/20 year is \$10,000 and 10%. The following selected items have been highlighted due to the amount of the variance to the budget or due to the nature of the revenue/expenditure. A full listing and explanation of all items considered of significant/material variance is disclosed in Note 2.

	% Collected / Completed	Amended Annual Budget	Amended YTD Budget	YTD Actual	Variance Under/(Over)
Significant Projects					
Refuse Transfer Station - Canna	0%	4,000	4,000	0	4,000
Purchase Plant & Equipment - Other Community Amenities	99%	113,000	94,160	112,404	(18,244)
Purchase Plant & Equipment - Road Plant Purchases	109%	603,000	603,000	660,271	(57,271)
Canna North East Road	5%	140,000	140,000	6,926	133,074
Burma Road - R2R	88%	150,000	0	131,351	(131,351)
Nanekine Road 18/19	0%	0	0	0	0
Sewerage Upgrade	50%	48,000	48,000	23,902	24,098
Interpretive Signage	0%	25,000	25,000	0	25,000
Grants, Subsidies and Contributions					
Operating Grants, Subsidies and Contributions	74%	1,052,186	813,046	780,320	(32,726)
Non-operating Grants, Subsidies and Contributions	73%	1,114,977	934,328	818,400	(115,928)
	74%	2,167,163	1,747,374	1,598,720	(148,654)
Rates Levied	100%	1,839,148	1,841,747	1,843,906	2,159

% Compares current ytd actuals to annual budget

		Prior Year 30 April 2019	Current Year 30 April 2020
Financial Position			
Adjusted Net Current Assets	75%	\$ 1,525,749	\$ 1,151,793
Cash and Equivalent - Unrestricted	75%	\$ 1,036,302	\$ 775,268
Cash and Equivalent - Restricted	98%	\$ 5,741,024	\$ 5,610,973
Receivables - Rates	89%	\$ 594,995	\$ 531,430
Receivables - Other	13%	\$ 47,799	\$ 6,164
Payables	159%	\$ 51,354	\$ 81,839

% Compares current ytd actuals to prior year actuals at the same time

Note: The Statements and accompanying notes are prepared based on all transactions recorded at the time of preparation and may vary due to transactions being processed for the reporting period after the date of preparation.

**MONTHLY FINANCIAL REPORT
FOR THE PERIOD ENDED 30 APRIL 2020**

INFORMATION

PREPARATION TIMING AND REVIEW

Date prepared: All known transactions up to 30 April 2020

Prepared by: Bob Waddell (Local Government Consultant)

Reviewed by: Bob Waddell (Local Government Consultant)

BASIS OF PREPARATION

REPORT PURPOSE

This report is prepared to meet the requirements of Local Government (Financial Management) Regulations 1996, Regulation 34 . Note: The Statements and accompanying notes are prepared based on all transactions recorded at the time of preparation and may vary due to transactions being processed for the reporting period after the date of preparation.

BASIS OF ACCOUNTING

This statement comprises a special purpose financial report which has been prepared in accordance with Australian Accounting Standards (as they apply to local governments and not-for-profit entities), Australian Accounting Interpretations, other authoritative pronouncements of the Australian Accounting Standards Board, the Local Government Act 1995 and accompanying regulations. Material accounting policies which have been adopted in the preparation of this statement are presented below and have been consistently applied unless stated otherwise. Except for cash flow and rate setting information, the report has also been prepared on the accrual basis and is based on historical costs, modified, where applicable, by the measurement at fair value of selected non-current assets, financial assets and liabilities.

THE LOCAL GOVERNMENT REPORTING ENTITY

All Funds through which the Council controls resources to carry on its functions have been included in this statement. In the process of reporting on the local government as a single unit, all transactions and balances between those funds (for example, loans and transfers between Funds) have been eliminated. All monies held in the Trust Fund are excluded from the statement, but a separate statement of those monies appears at Note 12.

SIGNIFICANT ACCOUNTING POLICES

GOODS AND SERVICES TAX

Revenues, expenses and assets are recognised net of the amount of GST, except where the amount of GST incurred is not recoverable from the Australian Taxation Office (ATO). Receivables and payables are stated inclusive of GST receivable or payable. The net amount of GST recoverable from, or payable to, the ATO is included with receivables or payables in the statement of financial position. Cash flows are presented on a gross basis. The GST components of cash flows arising from investing or financing activities which are recoverable from, or payable to, the ATO are presented as operating cash flows.

CRITICAL ACCOUNTING ESTIMATES

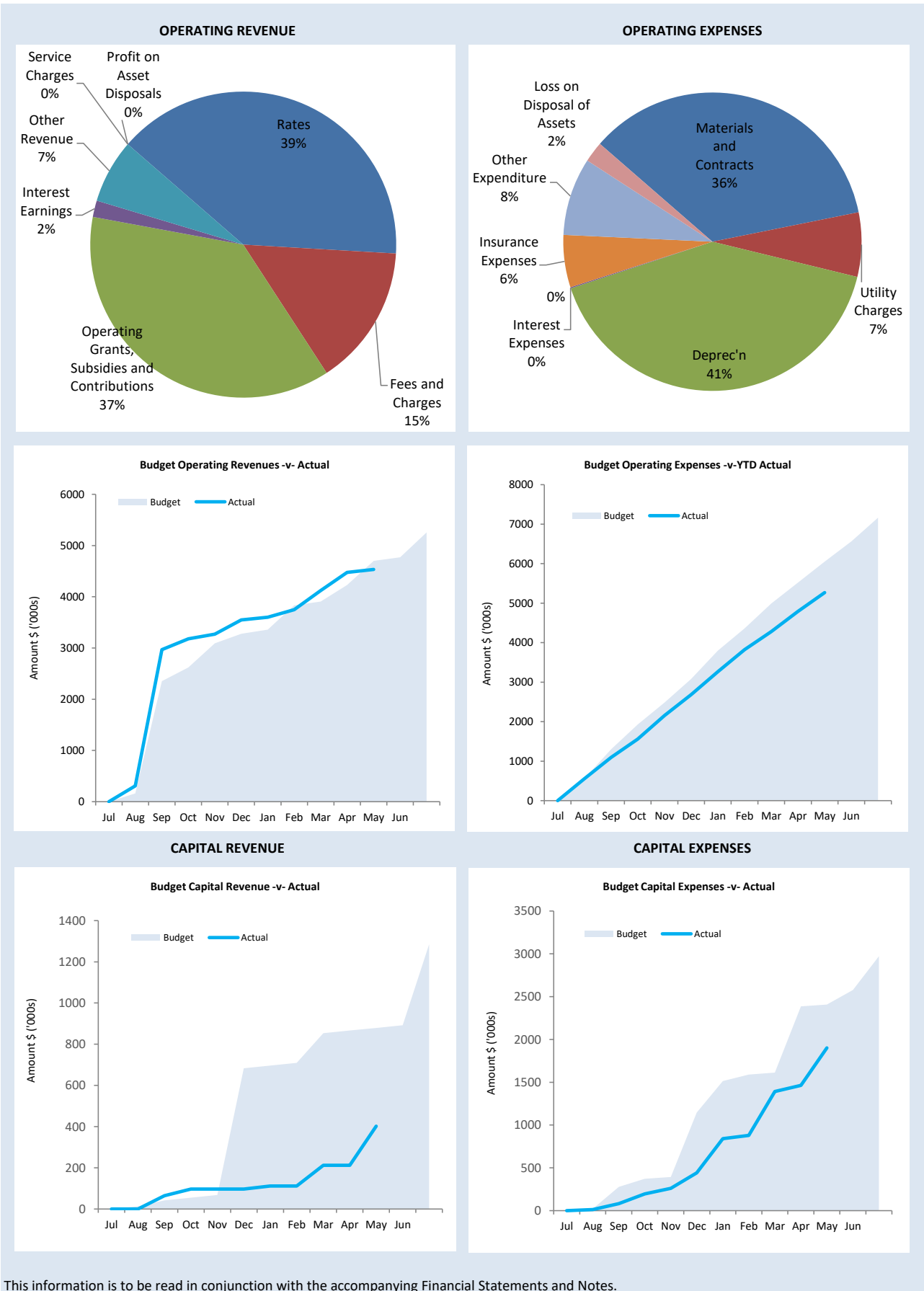
The preparation of a financial report in conformity with Australian Accounting Standards requires management to make judgements, estimates and assumptions that effect the application of policies and reported amounts of assets and liabilities, income and expenses. The estimates and associated assumptions are based on historical experience and various other factors that are believed to be reasonable under the circumstances; the results of which form the basis of making the judgements about carrying values of assets and liabilities that are not readily apparent from other sources. Actual results may differ from these estimates.

ROUNDING OFF FIGURES

All figures shown in this statement are rounded to the nearest dollar.

**MONTHLY FINANCIAL REPORT
FOR THE PERIOD ENDED 30 APRIL 2020**

SUMMARY GRAPHS



This information is to be read in conjunction with the accompanying Financial Statements and Notes.

**KEY TERMS AND DESCRIPTIONS
FOR THE PERIOD ENDED 30 APRIL 2020**

STATUTORY REPORTING PROGRAMS

Shire operations as disclosed in these financial statements encompass the following service orientated activities/programs.

PROGRAM NAME	OBJECTIVE	ACTIVITIES
GOVERNANCE	To manage Council's finances	Includes Members of Council, Civic Functions and Public Relations, Council Elections, Training/Education.
GENERAL PURPOSE FUNDING	To manage Council's finances	Includes Rates, Loans, Investments & Grants.
LAW, ORDER, PUBLIC , SAFETY	To provide, develop & manage services in response to community needs.	Includes Emergency Services & Animal Control.
HEALTH	To provide, develop & manage services in response to community needs.	Includes Environmental Health, Medical & Health facilities.
EDUCATION AND WELFARE	To provide, develop & manage services in response to community needs.	Includes Education, Welfare & Children's Services.
HOUSING	To ensure quality housing and appropriate infrastructure is maintained.	Includes Staff & Other Housing.
COMMUNITY AMENITIES	To provide, develop & manage services in response to community needs.	Includes Refuse Collection, Sewerage, Cemetery, Building Control, Town Planning & Townscape.
RECREATION AND CULTURE	To ensure the recreational & cultural needs of the community are met.	Includes Pools, Halls, Library, Oval, Parks & Gardens & Recreational Facilities.
TRANSPORT	To effectively manage transport infrastructure.	Includes Roads, Footpaths, Private Works, Machine Operating Costs, Outside Wages & Airstrip.
ECONOMIC SERVICES	To foster economic development, tourism & rural services in the district.	Includes Tourism, Rural Services, Economic Development & Caravan Park.
OTHER PROPERTY AND SERVICES	To provide control accounts and reporting facilities for all other operations.	Includes Private Works, Public Works Overheads, Plant Operating Costs, Administration Overheads and Unclassified Items

11.2.3 - Attachment 1

STATEMENT OF FINANCIAL ACTIVITY
FOR THE PERIOD ENDED 30 APRIL 2020

STATUTORY REPORTING PROGRAMS

	Note	Adopted Annual Budget	Amended Annual Budget (d)	Amended YTD Budget (a)	YTD Actual (b)	Var. \$ (b)-(a)	Var. % (b)-(a)/(a)	Var. ▲▼	Significant Var. S
		\$	\$	\$	\$	\$	%		
Opening Funding Surplus(Deficit)	1	1,771,446	1,729,243	1,729,243	1,729,243	0	0%		
Revenue from operating activities									
Governance		0	2,675	2,271	2,680	409	18%	▲	
General Purpose Funding - Rates	5	1,878,134	1,839,148	1,841,747	1,843,906	2,159	0%	▲	
General Purpose Funding - Other		1,003,319	913,941	695,353	709,047	13,694	2%	▲	
Law, Order and Public Safety		22,319	20,819	20,466	22,876	2,410	12%	▲	
Health		10,350	5,350	4,100	1,482	(2,618)	(64%)	▼	
Education and Welfare		2,400	9,660	8,040	8,413	373	5%	▲	
Housing		92,820	85,320	71,080	67,723	(3,357)	(5%)	▼	
Community Amenities		445,977	440,533	437,002	435,123	(1,879)	(0%)	▼	
Recreation and Culture		57,316	50,509	25,380	32,088	6,708	26%	▲	
Transport		495,611	504,802	439,552	375,579	(63,973)	(15%)	▼	S
Economic Services		147,775	126,373	106,230	82,971	(23,259)	(22%)	▼	S
Other Property and Services		134,800	141,288	115,210	132,851	17,641	15%	▲	S
		4,290,821	4,140,419	3,766,431	3,714,740				
Expenditure from operating activities									
Governance		(505,366)	(468,419)	(367,197)	(329,209)	37,988	10%	▲	S
General Purpose Funding		(182,246)	(187,474)	(155,590)	(142,953)	12,637	8%	▲	
Law, Order and Public Safety		(117,819)	(110,856)	(93,215)	(66,509)	26,706	29%	▲	S
Health		(207,026)	(203,847)	(169,172)	(115,989)	53,183	31%	▲	S
Education and Welfare		(202,983)	(206,075)	(173,337)	(161,481)	11,856	7%	▲	
Housing		(248,142)	(262,664)	(222,778)	(204,575)	18,203	8%	▲	
Community Amenities		(645,887)	(641,449)	(550,452)	(481,234)	69,218	13%	▲	S
Recreation and Culture		(1,356,789)	(1,488,576)	(1,239,452)	(1,286,031)	(46,579)	(4%)	▼	
Transport		(2,680,582)	(2,625,375)	(2,203,858)	(1,774,910)	428,948	19%	▲	S
Economic Services		(943,772)	(928,488)	(812,627)	(558,155)	254,472	31%	▲	S
Other Property and Services		(40,469)	(40,458)	(64,870)	(146,587)	(81,717)	(126%)	▼	S
		(7,131,080)	(7,163,682)	(6,052,548)	(5,267,633)				
Operating activities excluded from budget									
Add back Depreciation		1,870,082	1,864,389	1,553,540	1,569,497	15,957	1%	▲	
Adjust (Profit)/Loss on Asset Disposal	6	146,000	93,765	80,962	85,184	4,222	5%	▲	
Movement in Leave Reserve (Added Back)		0	8,946	0	1,321	1,321		▲	
Movement in Deferred Pensioner Rates/ESL		0	0	0	0	0			
Movement in Employee Benefit Provisions		0	0	0	0	0			
Rounding Adjustments		0	0	0	0	0			
Loss on Asset Revaluation		0	0	0	0	0			
Adjustment in Fixed Assets		0	0	0	0	0			
Amount attributable to operating activities		(824,177)	(1,056,163)	(651,615)	103,108				
Investing Activities									
Non-operating Grants, Subsidies and Contributions	10	933,776	1,114,977	934,328	818,400	(115,928)	(12%)	▼	S
Proceeds from Disposal of Assets	6	194,000	194,545	181,270	179,545	(1,725)	(1%)	▼	
Land Held for Resale	7	0	0	0	0	0			
Land and Buildings	7	(5,000)	(14,000)	(12,330)	(9,146)	3,184	26%	▲	
Plant and Equipment	7	(948,050)	(831,000)	(812,160)	(831,986)	(19,826)	(2%)	▼	
Furniture and Equipment	7	0	0	0	0	0			
Infrastructure Assets - Roads	7	(1,227,500)	(1,227,500)	(1,077,500)	(708,623)	368,877	34%	▲	S
Infrastructure Assets - Footpaths	7	(40,251)	(40,251)	(40,251)	0	40,251	100%	▲	S
Infrastructure Assets - Parks and Ovals	7	0	0	0	(564)	(564)		▼	
Infrastructure Assets - Sewerage	7	(75,000)	(48,000)	(48,000)	(23,902)	24,098	50%	▲	S
Infrastructure Assets - Airfields	7	0	0	0	0	0			
Infrastructure Assets - Dams	7	0	0	0	0	0			
Infrastructure Assets - Playground Equipment	7	(70,000)	(70,000)	(70,000)	(49,504)	20,496	29%	▲	S
Infrastructure Assets - Other	7	(40,000)	(40,000)	(40,000)	0	40,000	100%	▲	S
Amount attributable to investing activities		(1,278,025)	(961,229)	(984,643)	(625,779)				
Financing Activities									
Proceeds from New Debentures		0	0	0	0	0			
Proceeds from Advances		0	0	0	0	0			
Self-Supporting Loan Principal		0	0	0	0	0			
Transfer from Reserves	9	850,958	1,090,492	697,992	222,492	(475,500)	(68%)	▼	S
Advances to Community Groups		0	0	0	0	0			
Repayment of Debentures	8	(13,513)	(13,513)	(6,756)	(6,691)	65	1%	▲	
Transfer to Reserves	9	(496,908)	(687,492)	(300,330)	(270,581)	29,749	10%	▲	
Amount attributable to financing activities		340,537	389,487	390,906	(54,780)				
Closing Funding Surplus(Deficit)	1	9,781	101,339	483,891	1,151,793				

KEY INFORMATION

▲▼ Indicates a variance between Year to Date (YTD) Budget and YTD Actual data as per the adopted materiality threshold. Refer to Note 2 for an explanation of the reasons for the variance.

The material variance adopted by Council for the 2019/20 year is \$10,000 and 10%.

This statement is to be read in conjunction with the accompanying Financial Statements and notes.

**KEY TERMS AND DESCRIPTIONS
FOR THE PERIOD ENDED 30 APRIL 2020**

NATURE OR TYPE DESCRIPTIONS

REVENUE

RATES

All rates levied under the Local Government Act 1995. Includes general, differential, specific area rates, minimum rates, interim rates, back rates, ex-gratia rates, less discounts offered. Exclude administration fees, interest on instalments, interest on arrears and service charges.

OPERATING GRANTS, SUBSIDIES AND CONTRIBUTIONS

Refer to all amounts received as grants, subsidies and contributions that are not non-operating grants.

NON-OPERATING GRANTS, SUBSIDIES AND CONTRIBUTIONS

Amounts received specifically for the acquisition, construction of new or the upgrading of non-current assets paid to a local government, irrespective of whether these amounts are received as capital grants, subsidies, contributions or donations.

PROFIT ON ASSET DISPOSAL

Profit on the disposal of assets including gains on the disposal of long term investments. Losses are disclosed under the expenditure classifications.

FEES AND CHARGES

Revenues (other than service charges) from the use of facilities and charges made for local government services, sewerage rates, rentals, hire charges, fee for service, photocopying charges, licences, sale of goods or information, fines, penalties and administration fees. Local governments may wish to disclose more detail such as rubbish collection fees, rental of property, fines and penalties, other fees and charges.

SERVICE CHARGES

Service charges imposed under Division 6 of Part 6 of the Local Government Act 1995. Regulation 54 of the Local Government (Financial Management) Regulations 1996 identifies these as television and radio broadcasting, underground electricity and neighbourhood surveillance services. Exclude rubbish removal charges. Interest and other items of a similar nature received from bank and investment accounts, interest on rate instalments, interest on rate arrears and interest on debtors.

INTEREST EARNINGS

Interest and other items of a similar nature received from bank and investment accounts, interest on rate instalments, interest on rate arrears and interest on debtors.

OTHER REVENUE / INCOME

Other revenue, which can not be classified under the above headings, includes dividends, discounts, rebates etc.

EXPENSES

EMPLOYEE COSTS

All costs associate with the employment of person such as salaries, wages, allowances, benefits such as vehicle and housing, superannuation, employment expenses, removal expenses, relocation expenses, worker's compensation insurance, training costs, conferences, safety expenses, medical examinations, fringe benefit tax, etc.

MATERIALS AND CONTRACTS

All expenditures on materials, supplies and contracts not classified under other headings. These include supply of goods and materials, legal expenses, consultancy, maintenance agreements, communication expenses, advertising expenses, membership, periodicals, publications, hire expenses, rental, leases, postage and freight etc. Local governments may wish to disclose more detail such as contract services, consultancy, information technology, rental or lease expenditures.

UTILITIES (GAS, ELECTRICITY, WATER, ETC.)

Expenditures made to the respective agencies for the provision of power, gas or water. Exclude expenditures incurred for the reinstatement of roadwork on behalf of these agencies.

INSURANCE

All insurance other than worker's compensation and health benefit insurance included as a cost of employment.

LOSS ON ASSET DISPOSAL

Loss on the disposal of fixed assets.

DEPRECIATION ON NON-CURRENT ASSETS

Depreciation expense raised on all classes of assets.

INTEREST EXPENSES

Interest and other costs of finance paid, including costs of finance for loan debentures, overdraft accommodation and refinancing expenses.

OTHER EXPENDITURE

Statutory fees, taxes, provision for bad debts, member's fees or State taxes. Donations and subsidies made to community groups.

11.2.3 - Attachment 1

STATEMENT OF FINANCIAL ACTIVITY
FOR THE PERIOD ENDED 30 APRIL 2020

BY NATURE OR TYPE

	Note	Adopted Annual Budget	Amended Annual Budget	Amended YTD Budget (a)	YTD Actual (b)	Var. \$ (b)-(a)	Var. % (b)-(a)/(a)	Var. ▲▼	Significant Var. \$
		\$	\$	\$	\$	\$	%		
Opening Funding Surplus (Deficit)	1	1,771,446	1,729,243	1,729,243	1,729,243	0	0%		
Revenue from operating activities									
Rates	5	1,878,134	1,839,148	1,841,747	1,843,906	2,159	0%	▲	
Operating Grants, Subsidies and Contributions	10	1,074,249	1,052,186	813,046	780,320	(32,726)	(4%)	▼	
Fees and Charges		814,488	774,730	715,617	694,838	(20,779)	(3%)	▼	
Service Charges		0	0	0	0	0			
Interest Earnings		139,000	80,670	69,755	81,142	11,387	16%	▲	\$
Other Revenue		384,950	393,684	326,266	314,533	(11,733)	(4%)	▼	
Profit on Disposal of Assets	6	0	0	0	0	0			
		4,290,821	4,140,419	3,766,431	3,714,739				
Expenditure from operating activities									
Employee Costs		(1,893,943)	(2,028,945)	(1,721,433)	(1,452,753)	268,680	16%	▲	\$
Materials and Contracts		(2,510,449)	(2,217,431)	(1,901,878)	(1,352,128)	549,750	29%	▲	\$
Utility Charges		(356,338)	(328,324)	(279,137)	(265,845)	13,292	5%	▲	
Depreciation on Non-Current Assets		(1,870,082)	(1,864,389)	(1,553,540)	(1,569,497)	(15,957)	(1%)	▼	
Interest Expenses		(11,919)	(11,919)	(5,959)	(4,397)	1,562	26%	▲	
Insurance Expenses		(191,691)	(193,038)	(171,143)	(216,376)	(45,233)	(26%)	▼	\$
Other Expenditure		(150,658)	(425,872)	(338,496)	(321,453)	17,043	5%	▲	
Loss on Disposal of Assets	6	(146,000)	(93,765)	(80,962)	(85,184)	(4,222)	(5%)	▼	
Loss FV Valuation of Assets		0	0	0	0	0			
		(7,131,080)	(7,163,682)	(6,052,548)	(5,267,633)				
Operating activities excluded from budget									
Add back Depreciation		1,870,082	1,864,389	1,553,540	1,569,497	15,957	1%	▲	
Adjust (Profit)/Loss on Asset Disposal	6	146,000	93,765	80,962	85,184	4,222	5%	▲	
Movement in Leave Reserve (Added Back)		0	8,946	0	1,321	1,321		▲	
Movement in Deferred Pensioner Rates/ESL		0	0	0	0	0			
Movement in Employee Benefit Provisions		0	0	0	0	0			
Rounding Adjustments		0	0	0	0	0			
Loss on Asset Revaluation		0	0	0	0	0			
Adjustment in Fixed Assets		0	0	0	0	0			
Amount attributable to operating activities		(824,177)	(1,056,163)	(651,615)	103,108				
Investing activities									
Non-Operating Grants, Subsidies and Contributions	10	933,776	1,114,977	934,328	818,400	(115,928)	(12%)	▼	\$
Proceeds from Disposal of Assets	6	194,000	194,545	181,270	179,545	(1,725)	(1%)	▼	
Land Held for Resale	7	0	0	0	0	0			
Land and Buildings	7	(5,000)	(14,000)	(12,330)	(9,146)	3,184	26%	▲	
Plant and Equipment	7	(948,050)	(831,000)	(812,160)	(831,986)	(19,826)	(2%)	▼	
Furniture and Equipment	7	0	0	0	0	0			
Infrastructure Assets - Roads	7	(1,227,500)	(1,227,500)	(1,077,500)	(708,623)	368,877	34%	▲	\$
Infrastructure Assets - Footpaths	7	(40,251)	(40,251)	(40,251)	0	40,251	100%	▲	\$
Infrastructure Assets - Parks and Ovals	7	0	0	0	(564)	(564)		▼	
Infrastructure Assets - Sewerage	7	(75,000)	(48,000)	(48,000)	(23,902)	24,098	50%	▲	\$
Infrastructure Assets - Airfields	7	0	0	0	0	0			
Infrastructure Assets - Dams	7	0	0	0	0	0			
Infrastructure Assets - Playground Equipment	7	(70,000)	(70,000)	(70,000)	(49,504)	20,496	29%	▲	\$
Infrastructure Assets - Other	7	(40,000)	(40,000)	(40,000)	0	40,000	100%	▲	\$
Amount attributable to investing activities		(1,278,025)	(961,229)	(984,643)	(625,779)				
Financing Activities									
Proceeds from New Debentures		0	0	0	0	0			
Proceeds from Advances		0	0	0	0	0			
Self-Supporting Loan Principal		0	0	0	0	0			
Transfer from Reserves	9	850,958	1,090,492	697,992	222,492	(475,500)	(68%)	▼	\$
Advances to Community Groups		0	0	0	0	0			
Repayment of Debentures	8	(13,513)	(13,513)	(6,756)	(6,691)	65	1%	▲	
Transfer to Reserves	9	(496,908)	(687,492)	(300,330)	(270,581)	29,749	10%	▲	
Amount attributable to financing activities		340,537	389,487	390,906	(54,780)				
Closing Funding Surplus (Deficit)	1	9,781	101,339	483,891	1,151,792				

▲ ▼ Indicates a variance between Year to Date (YTD) Budget and YTD Actual data as per the adopted materiality threshold.

Refer to Note 2 for an explanation of the reasons for the variance.

The material variance adopted by Council for the 2019/20 year is \$10,000 and 10%.

This statement is to be read in conjunction with the accompanying Financial Statements and notes.

**NOTES TO THE STATEMENT OF FINANCIAL ACTIVITY
FOR THE PERIOD ENDED 30 APRIL 2020**

**NOTE 1(a)
NET CURRENT ASSETS**

SIGNIFICANT ACCOUNTING POLICIES

CURRENT AND NON-CURRENT CLASSIFICATION

In the determination of whether an asset or liability is current or non-current, consideration is given to the time when each asset or liability is expected to be settled. The asset or liability is classified as current if it is expected to be settled within the next 12 months, being the Council's operational cycle. In the case of liabilities where Council does not have the unconditional right to defer settlement beyond 12 months, such as vested long service leave, the liability is classified as current even if not expected to be settled within the next 12 months. Inventories held for trading are classified as current even if not expected to be realised in the next 12 months except for land held for resale where it is held as non current based on Council's intentions to release for sale.

EMPLOYEE BENEFITS

The provisions for employee benefits relates to amounts expected to be paid for long service leave, annual leave, wages and salaries and are calculated as follows:

(i) Wages, Salaries, Annual Leave and Long Service Leave
(Short-term Benefits)

The provision for employees' benefits to wages, salaries, annual leave and long service leave expected to be settled within 12 months represents the amount the City has a present obligation to pay resulting from employees services provided to balance date. The provision has been calculated at nominal amounts based on remuneration rates the City expects to pay and includes related on-costs.

(ii) *Annual Leave and Long Service Leave (Long-term Benefits)*

The liability for long service leave is recognised in the provision for employee benefits and measured as the present value of expected future payments to be made in respect of services provided by employees up to the reporting date using the project unit credit method. Consideration is given to expected future wage and salary levels, experience of employee departures and periods of service. Expected future payments are discounted using market yields at the reporting date on national government bonds with terms to maturity and currency that match as closely as possible, the estimated future cash outflows. Where the City does not have the unconditional right to defer settlement beyond 12 months, the liability is recognised as a current liability.

PROVISIONS

Provisions are recognised when: The council has a present legal or constructive obligation as a result of past events; it is more likely than not that an outflow of resources will be required to settle the obligation; and the amount has been reliably estimated. Provisions are not recognised for future operating losses. Where there are a number of similar obligations, the likelihood that an outflow will be required in settlement is determined by considering the class of obligations as a whole. A provision is recognised even if the likelihood of an outflow with respect to any one of item included in the same class of obligations may be small.

INVENTORIES

Inventories are measured at the lower of cost and net realisable value. Net realisable value is the estimated selling price in the ordinary course of business less the estimated costs of completion and the estimated costs necessary to make the sale.

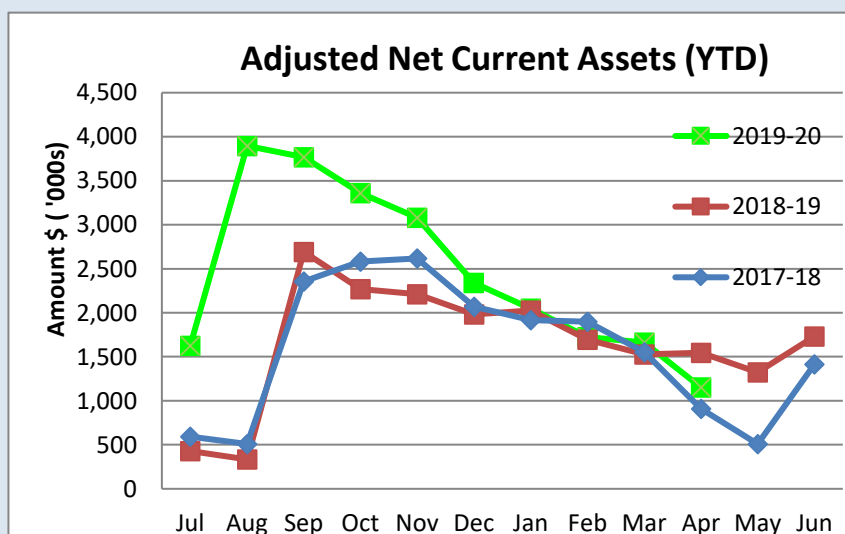
Adjusted Net Current Assets	Note	Last Years Closing 30/06/2019	This Time Last Year 30/04/2019	Year to Date Actual 30/04/2020
		\$	\$	\$
Current Assets				
Cash Unrestricted	3	1,545,390	1,036,302	775,268
Cash Restricted - Reserves and Bonds/Deposits	3	5,561,381	5,741,024	5,610,973
Receivables - Rates	4	589,363	594,995	531,430
Receivables - Other	4	67,415	47,799	6,164
Inventories		10,168	14,846	10,168
		7,773,717	7,434,966	6,934,003
Less: Current Liabilities				
Payables		(390,871)	(51,354)	(81,839)
Loan Liability		(25,432)	(25,092)	(18,742)
Provisions		(331,893)	(328,849)	(331,893)
		(748,196)	(405,295)	(432,473)
Less: Cash Reserves	9	(5,540,310)	(5,741,024)	(5,588,400)
Add Back: Component of Leave Liability not Required to be funded		218,600	212,010	219,921
Add Back: Current Loan Liability		25,432	25,092	18,742
Adjustment for Trust Transactions Within Muni		0	0	0
Net Current Funding Position		1,729,243	1,525,749	1,151,793

SIGNIFICANT ACCOUNTING POLICIES

Please see Note 1(a) for information on significant accounting policies relating to Net Current Assets.

KEY INFORMATION

The amount of the adjusted net current assets at the end of the period represents the actual surplus (or deficit if the figure is a negative) as presented on the Rate Setting Statement.

**This Year YTD****Surplus(Deficit)****\$1.15 M****Last Year YTD****Surplus(Deficit)****\$1.53 M**

**NOTES TO THE STATEMENT OF FINANCIAL ACTIVITY
FOR THE PERIOD ENDED 30 APRIL 2020**

**NOTE 2
EXPLANATION OF SIGNIFICANT VARIANCES**

The material variance thresholds are adopted annually by Council as an indicator of whether the actual expenditure or revenue varies from the year to date budget materially.

The material variance adopted by Council for the 2019/20 year is \$10,000 and 10%.

Reporting Program	Var. \$	Var. %	Var. ▲▼	Significant Var. S	Timing/ Permanent	Explanation of Variance
Revenue from operating activities						
	\$	%				
Transport	(63,973)	(15%)	▼	S	Timing	Licencing receipts less than budgeted
Economic Services	(23,259)	(22%)	▼	S	Permanent	Caravan Park takings less than budgeted
Other Property and Services	17,641	15%	▲	S	Permanent	Private works YTD higher than expected and Diesel Fuel Rebate is higher than expected (Timing).
Expenditure from operating activities						
Governance	37,988	10%	▲	S	Timing	WALGA Week lower than budgeted, Statues & Publication, Donaton and Training are less than budgeted, Public Relations, Planning and Update of Council's Website are less than budgeted. Audit Fees is higher than budgeted
Law, Order and Public Safety	26,706	29%	▲	S	Timing	Depreciation on fire truck is less than budgeted following the fair value valuation of assets for 2018/19, Fire Services Manager is lower than budgeted. It's a shared services among 4 Councils.
Health	53,183	31%	▲	S	Timing	Timing of EHO visits
Community Amenities	69,218	13%	▲	S	Timing	Tip maintenance under budget, timing of sewerage upgrade/repairs
Transport	428,948	19%	▲	S	Timing	Expenditure and Traffic Control are lower than budgeted
Economic Services	254,472	31%	▲	S	Timing	Timing of expenditure on next phase of Trails Project
Other Property and Services	(81,717)	(126%)	▼	S	Timing	Plant Operating Costs, Public Work Overheads and Private Works are higher than budgeted.

NOTES TO THE STATEMENT OF FINANCIAL ACTIVITY
FOR THE PERIOD ENDED 30 APRIL 2020

NOTE 2
EXPLANATION OF SIGNIFICANT VARIANCES

The material variance thresholds are adopted annually by Council as an indicator of whether the actual expenditure or revenue varies from the year to date budget materially.

The material variance adopted by Council for the 2019/20 year is \$10,000 and 10%.

Reporting Program	Var. \$	Var. %	Var. ▲▼	Significant Var. S	Timing/ Permanent	Explanation of Variance
Investing Activities						
Non-operating Grants, Subsidies and Contributions	(115,928)	(12%)	▼	S	Permanent	Main Roads payment of final RRG from 18/19 received for Nanekine Road
Infrastructure Assets - Roads	368,877	34%	▲	S	Timing	Timing of capital works
Infrastructure Assets - Footpaths	40,251	100%	▲	S	Timing	Timing of expenditure
Infrastructure Assets - Sewerage	24,098	50%	▲	S	Timing	Timing of expenditure
Infrastructure Assets - Playground Equipment	20,496	29%	▲	S	Timing	Timing of expenditure
Infrastructure Assets - Other	40,000	100%	▲	S	Timing	Timing of expenditure
Financing Activities						
Transfer from Reserves	(475,500)	(68%)	▼	S	Timing	Transfers from reserves not required yet
Reporting Nature or Type	Var. \$	Var. %	Var. ▲▼	Var. S	Timing/ Permanent	Explanation of Variance
Revenue from operating activities						
Interest Earnings	\$ 11,387	16%	▲	S	Timing	Timing of term deposit interest
Expenditure from operating activities						
Materials and Contracts	549,750	29%	▲	S	Timing	Expenditure YTD less than budgeted
Insurance Expenses	(45,233)	(26%)	▼	S	Timing	Insurance expenses variance is related to phasing of the budget

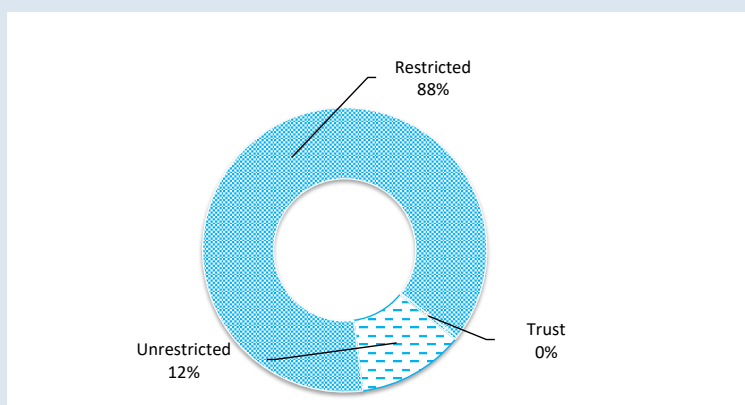
	Unrestricted	Restricted Reserves	Trust & Bond Deposits	Total Amount	Institution	Interest Rate	Maturity Date
	\$	\$	\$	\$			
Cash on Hand							
Cash On Hand	650			650	N/A	Nil	On Hand
At Call Deposits							
Municipal Cash at Bank	36,997			36,997	CBA	0.25%	At Call
Muni Business Telenet Saver	737,622			737,622	CBA	0.25%	At Call
CAB - Aged Care Units Reserv Units 6-9		9,481		9,481	CBA	0.25%	At Call
CAB - Morawa Future Funds Interest Reserve		274,292		274,292	CBA	0.25%	At Call
CAB - Leave Reserve Account		219,921		219,921	CBA	0.25%	At Call
CAB - Swimming Pool Reserve		40,658		40,658	CBA	0.25%	At Call
CAB - Plant Reserve		808,654		808,654	CBA	0.25%	At Call
CAB - Building Reserve		94,160		94,160	CBA	0.25%	At Call
CAB - Economic Development Reserve		3,494		3,494	CBA	0.25%	At Call
CAB - Sewerage Reserve		247,527		247,527	CBA	0.25%	At Call
CAB - Community Development Reserve		753,300		753,300	CBA	0.25%	At Call
CAB - Future Funds Reserve		420,785		420,785	CBA	0.25%	At Call
CAB - Business Units Reserve		125,758		125,758	CBA	0.25%	At Call
CAB - Legal Reserve		26,084		26,084	CBA	0.25%	At Call
CAB - Road Reserve		147,074		147,074	CBA	0.25%	At Call
CAB - Aged Care ex MCC Unit 1-4		70,566		70,566	CBA	0.25%	At Call
CAB - Aged Care Unit 5		56,647		56,647	CBA	0.25%	At Call
CAB - COVID-19 Emergency Response		190,000		190,000	CBA	0.25%	At Call
Trust Cash at Bank			22,573	22,573	CBA	0.00%	At Call
Term Deposits							
Municipal Investment Account/s	0			0	CBA		
TD: ... 4039 (Future Funds 1)		800,000		800,000	CBA	1.25%	30/06/2020
TD: ... 4047 (Future Funds 2)		800,000		800,000	CBA	1.25%	30/06/2020
TD: ... 4063 (Community Development Fund)		500,000		500,000	CBA	1.25%	30/06/2020
Total	775,268	5,588,400	22,573	6,386,241			

SIGNIFICANT ACCOUNTING POLICIES

Cash and cash equivalents include cash on hand, cash at bank, deposits available on demand with banks and other short term highly liquid investments that are readily convertible to known amounts of cash and which are subject to an insignificant risk of changes in value and bank overdrafts. Bank overdrafts are reported as short term borrowings in current liabilities in the statement of financial position.

KEY INFORMATION

Cash and cash equivalents include cash on hand, cash at bank, deposits available on demand with banks and other short term highly liquid investments that are readily convertible to known amounts of cash and which are subject to an insignificant risk of changes in value and bank overdrafts. Bank overdrafts are reported as short term borrowings in current liabilities in the statement of financial position.



Total Cash	Unrestricted
\$6.39 M	\$5.59 M

11.2.3 - Attachment 1

NOTES TO THE STATEMENT OF FINANCIAL ACTIVITY FOR THE PERIOD ENDED 30 APRIL 2020

OPERATING ACTIVITIES NOTE 4 RECEIVABLES

Receivables - Rates & Rubbish	30 June 2019	30 Apr 20
	\$	\$
Opening Arrears Previous Years	581,497	618,323
Levied this year	2,288,726	2,349,394
Less Collections to date	(2,251,900)	(2,407,326)
Equals Current Outstanding	618,323	560,391
Net Rates Collectable	618,323	560,391
% Collected	78.46%	81.12%

Receivables - General	Current	30 Days	60 Days	90+ Days	Total
	\$	\$	\$	\$	\$
Receivables - General	908	2,957	3,266	1,305	8,436
Percentage	11%	35%	39%	15%	
Balance per Trial Balance					
Sundry Debtors					8,436
Receivables - Other					(2,272)
Total Receivables General Outstanding					6,164

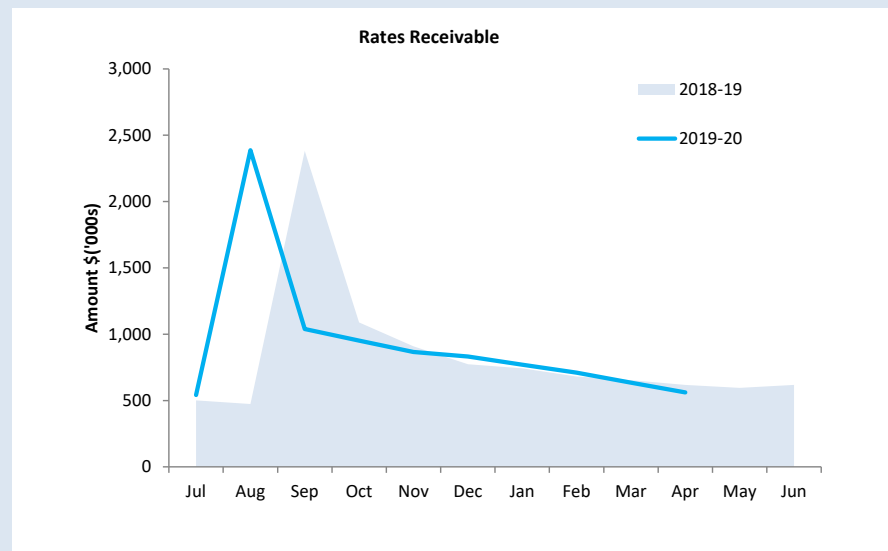
Amounts shown above include GST (where applicable)

KEY INFORMATION

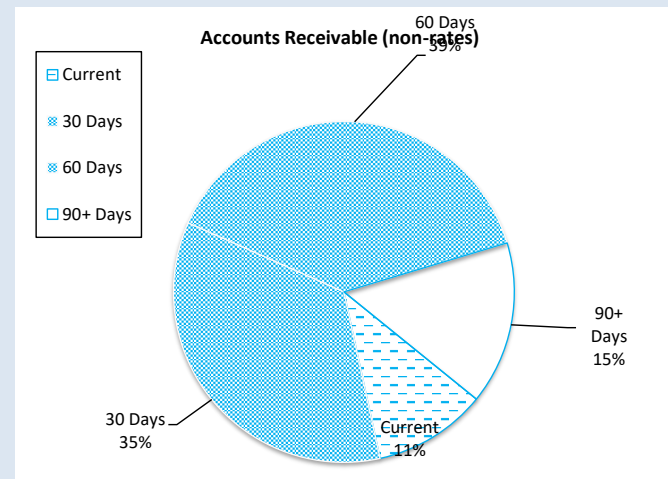
Trade and other receivables include amounts due from ratepayers for unpaid rates and service charges and other amounts due from third parties for goods sold and services performed in the ordinary course of business.

SIGNIFICANT ACCOUNTING POLICIES

Trade and other receivables include amounts due from ratepayers for unpaid rates and service charges and other amounts due from third parties for goods sold and services performed in the ordinary course of business. Receivables expected to be collected within 12 months of the end of the reporting period are classified as current assets. All other receivables are classified as non-current assets. Collectability of trade and other receivables is reviewed on an ongoing basis. Debts that are known to be uncollectible are written off when identified. An allowance for doubtful debts is raised when there is objective evidence that they will not be collectible.



Collected	Rates Due
81%	\$560,391



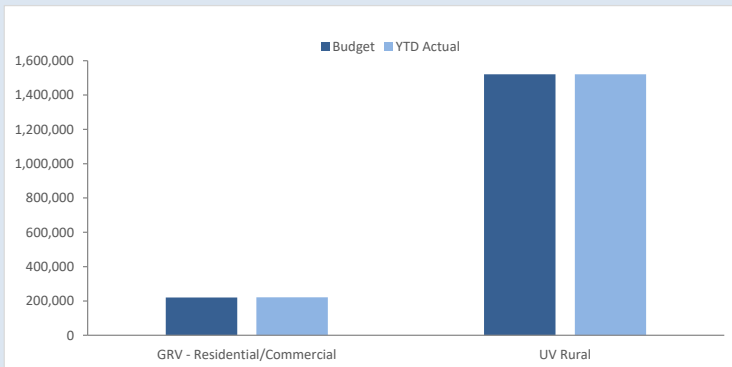
Debtors Due
\$6,164
Over 30 Days
89%
Over 90 Days
15%

RATE TYPE	Rate in \$	Number of Properties	Rateable Value	Rate Revenue \$	Amended Budget			YTD Actual				
					Interim Rate \$	Back Rate \$	Total Revenue \$	Rate Revenue \$	Interim Rates \$	Back Rates \$	Total Revenue \$	
General Rate												
GRV - Residential/Commercial	7.8919	267	2,790,744	220,243	179	0	220,422	220,243	706	0	0	220,949
UV Rural	2.2815	205	66,657,000	1,520,779	0	0	1,520,779	1,520,779	0	0	0	1,520,779
UV Mining	30.1974	18	519,775	156,959	2,203	0	159,161	156,959	4,320	0	0	161,278
Sub-Totals		490	69,967,519	1,897,981	2,382	0	1,900,363	1,897,981	5,026	0	0	1,903,007
Minimum Payment												
Minimum	\$											
GRV - Residential/Commercial	303.00	44	27,053	13,332	0	0	13,332	13,332	0	0	0	13,332
UV Rural	303.00	8	76,100	2,424	0	0	2,424	2,424	0	0	0	2,424
UV Mining	683.00	8	7,595	5,464	0	0	5,464	5,464	0	0	0	5,464
Sub-Totals		60	110,748	21,220	0	0	21,220	21,220	0	0	0	21,220
		550	70,078,267	1,919,201	2,382	0	1,921,583	1,919,201	5,026	0	0	1,924,227
Discounts							(36,134)					(36,134)
Amount from General Rates							1,885,448					1,888,092
Ex-Gratia Rates							6,165					6,165
Movement in Excess Rates							(49,465)					(49,465)
Rates Written Off							(3,000)					(886)
Specified Area Rates							0					0
Totals							1,839,148	0	0	0	0	1,843,906

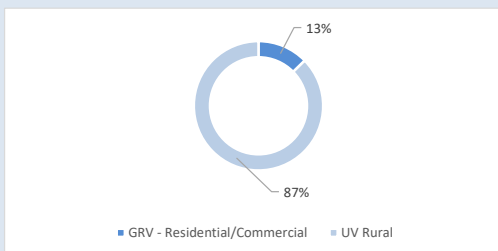
SIGNIFICANT ACCOUNTING POLICIES

Rates, grants, donations and other contributions are recognised as revenues when the local government obtains control over the assets comprising the contributions. Control over assets acquired from rates is obtained at the commencement of the rating period or, where earlier, upon receipt of the rates.

KEY INFORMATION



General Rates		
Budget	YTD Actual	%
\$1.89 M	\$1.89 M	100%

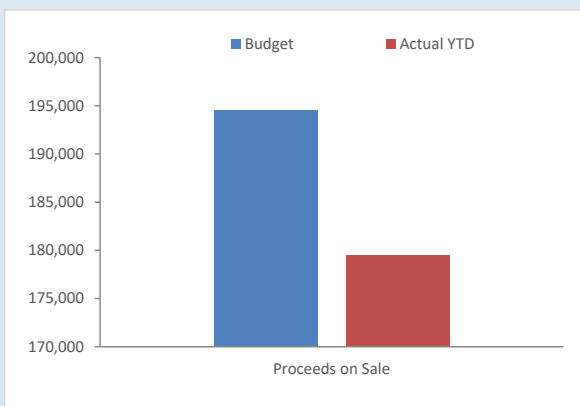


NOTES TO THE STATEMENT OF FINANCIAL ACTIVITY
FOR THE PERIOD ENDED 30 APRIL 2020

OPERATING ACTIVITIES
NOTE 6
DISPOSAL OF ASSETS

Asset Number	Asset Description	Amended Budget				YTD Actual			
		Net Book Value	Proceeds	Profit	(Loss)	Net Book Value	Proceeds	Profit	(Loss)
		\$	\$	\$	\$	\$	\$	\$	\$
Plant and Equipment									
563	Toyota RAV 4 4WD 5DR Wagon (Doctr	19,896	10,909	0	(8,987)	19,896	10,909	0	(8,987)
470	P&E - 1996 Toyota Coaster Communit	12,582	4,545	0	(8,037)	12,582	4,545	0	(8,037)
331	P&E - CAT 12M MOTOR GRADER (200:	133,000	100,000	0	(33,000)	133,219	100,000	0	(33,219)
256	P&E - Ford P x Ranger Crewcab 4x4 - V	20,695	15,000	0	(5,695)	20,695	15,000	0	(5,695)
574	P&E - Nissan Navara RX (4x4) Man Do	0	0	0	0	0	0	0	0
564	P&E - 2016 Toyota RAV4 AWD PET 5D	23,800	15,000	0	(8,800)	0	0	0	0
605	P&E - Kluger AWD V6 Wagon	54,678	35,455	0	(19,224)	54,678	35,455	0	(19,224)
586	P&E - Honda CR-V Vti Auto Wagon 20:	23,659	13,636	0	(10,023)	23,659	13,636	0	(10,023)
		0	0	0	0	0	0	0	0
		288,310	194,545	0	(93,765)	264,729	179,545	0	(85,184)

KEY INFORMATION



Proceeds on Sale		
Budget	YTD Actual	%
\$194,545	\$179,545	92%

NOTES TO THE STATEMENT OF FINANCIAL ACTIVITY

FOR THE PERIOD ENDED 30 APRIL 2020

INVESTING ACTIVITIES

NOTE 7

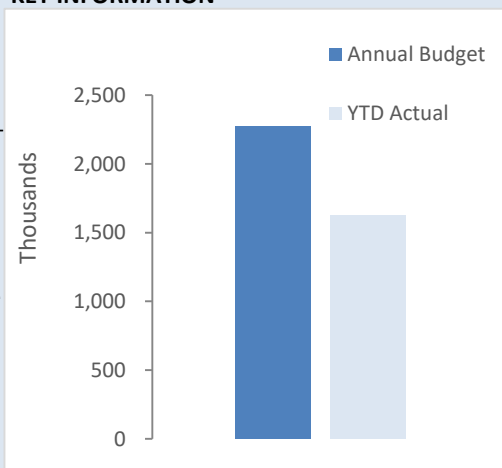
CAPITAL ACQUISITIONS

Capital Acquisitions	Adopted	Amended		YTD Actual Total	YTD Budget Variance
	Annual Budget	YTD Budget	Annual Budget		
	\$	\$	\$	\$	\$
Land Held for Resale	0	0	0	0	0
Land and Buildings	5,000	12,330	14,000	9,146	(3,184)
Plant and Equipment	948,050	812,160	831,000	831,986	19,826
Furniture and Equipment	0	0	0	0	0
Infrastructure Assets - Roads	1,227,500	1,077,500	1,227,500	708,623	(368,877)
Infrastructure Assets - Footpaths	40,251	40,251	40,251	0	(40,251)
Infrastructure Assets - Parks and Ovals	0	0	0	564	564
Infrastructure Assets - Sewerage	75,000	48,000	48,000	23,902	(24,098)
Infrastructure Assets - Airfields	0	0	0	0	0
Infrastructure Assets - Dams	0	0	0	0	0
Infrastructure Assets - Playground Equipment	70,000	70,000	70,000	49,504	(20,496)
Infrastructure Assets - Other	40,000	40,000	40,000	0	(40,000)
Capital Expenditure Totals	2,405,801	2,100,241	2,270,751	1,623,725	(476,517)
Capital acquisitions funded by:					
	\$	\$	\$	\$	\$
Capital Grants and Contributions	933,776	934,328	1,114,977	818,400	(115,928)
Borrowings	0	0	0	0	0
Other (Disposals & C/Fwd)	194,000	181,270	194,545	179,545	(1,725)
Council contribution - Cash Backed Reserves					
Various Reserves		697,992	1,008,000	140,000	(557,992)
Council contribution - operations		286,651	(46,771)	485,779	199,128
Capital Funding Total		2,100,241	2,270,751	1,623,725	(476,517)

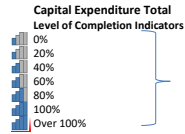
SIGNIFICANT ACCOUNTING POLICIES

All assets are initially recognised at cost. Cost is determined as the fair value of the assets given as consideration plus costs incidental to the acquisition. For assets acquired at no cost or for nominal consideration, cost is determined as fair value at the date of acquisition. The cost of non-current assets constructed by the local government includes the cost of all materials used in the construction, direct labour on the project and an appropriate proportion of variable and fixed overhead. Certain asset classes may be revalued on a regular basis such that the carrying values are not materially different from fair value. Assets carried at fair value are to be revalued with sufficient regularity to ensure the carrying amount does not differ materially from that determined using fair value at reporting date.

KEY INFORMATION



Acquisitions	Annual Budget	YTD Actual	% Spent
	\$2.27 M	\$1.62 M	72%
Capital Grant	Annual Budget	YTD Actual	% Received
	\$1.11 M	\$.82 M	73%



Percentage YTD Actual to Annual Budget
Expenditure over budget highlighted in red.

% of Completion	Level of completion indicator, please see table at the top of this note for further detail.	Balance			Adopted		Amended		Variance (Under)/Over
		Account Number	Sheet Category	Job Number	Annual Budget	Annual Budget	YTD Budget	Total YTD	
	Assets				\$	\$	\$	\$	\$
	Buildings								
	Community Amenities								
0.00	Refuse Transfer Station - Canna	10154	521	B10154	(5,000)	(4,000)	(4,000)	0	4,000
	Total - Community Amenities				(5,000)	(4,000)	(4,000)	0	4,000
	Recreation And Culture								
0.91	Storage Shed - Swimming Club	11250	521	B11255	0	(10,000)	(8,330)	(9,146)	(816)
	Total - Recreation And Culture				0	(10,000)	(8,330)	(9,146)	(816)
0.65	Total - Buildings				(5,000)	(14,000)	(12,330)	(9,146)	3,184
	Plant & Equipment								
	Community Amenities								
0.99	Purchase Plant & Equipment - Other Community Amenities	10751	525		(115,000)	(113,000)	(94,160)	(112,404)	(18,244)
	Total - Community Amenities				(115,000)	(113,000)	(94,160)	(112,404)	(18,244)
	Recreation & Culture								
0.00	Purchases Plant & Equip	11354	525		(33,050)	(40,000)	(40,000)	0	40,000
	Total - Recreation & Culture				(33,050)	(40,000)	(40,000)	0	40,000
	Transport								
1.09	Purchase Plant & Equipment - Road Plant Purchases	12350	525		(705,000)	(603,000)	(603,000)	(660,271)	(57,271)
	Total - Transport				(705,000)	(603,000)	(603,000)	(660,271)	(57,271)
	Other Property & Services								
0.79	Purchase Plant - Administration	14650	525		(95,000)	(75,000)	(75,000)	(59,311)	15,689
	Total - Other Property & Services				(95,000)	(75,000)	(75,000)	(59,311)	15,689
1.00	Total - Plant & Equipment				(948,050)	(831,000)	(812,160)	(831,986)	(19,826)
	Roads								
	Transport								
0.00	Broad Avenue	12150	541	CO103	(80,000)	(80,000)	(80,000)	0	80,000
0.05	Canna North East Road	12150	541	R2R007	(140,000)	(140,000)	(140,000)	(6,926)	133,074
0.88	Bell Road	12150	541	R2R017	(120,000)	(120,000)	(120,000)	(105,089)	14,911
0.88	Burma Road - R2R	12150	541	R2R079	(150,000)	(150,000)	0	(131,351)	(131,351)
1.07	Morawa Yalgoo Road 19/20	12150	541	RRG022	(339,500)	(339,500)	(339,500)	(364,004)	(24,504)
0.25	Nanekine Road 19/20	12150	541	RRG023	(398,000)	(398,000)	(398,000)	(101,255)	296,745
	Total - Transport				(1,227,500)	(1,227,500)	(1,077,500)	(708,623)	368,877
0.58	Total - Roads				(1,227,500)	(1,227,500)	(1,077,500)	(708,623)	368,877
	Footpaths								
	Transport								
0.00	Prater Street Footpath	12157	543	F0096	(40,251)	(40,251)	(40,251)	0	40,251
	Total - Transport				(40,251)	(40,251)	(40,251)	0	40,251
0.00	Total - Footpaths				(40,251)	(40,251)	(40,251)	0	40,251
	Parks & Ovals								
	Recreation & Culture								
1.00	Parks & Gardens Equipment	11358	547	B11358	0	0	0	(564)	(564)
	Total - Recreation & Culture				0	0	0	(564)	(564)
1.00	Total - Parks & Ovals				0	0	0	(564)	(564)
	Sewerage								
	Community Amenities								
0.50	Sewerage Upgrade	10325	555		(75,000)	(48,000)	(48,000)	(23,902)	24,098
	Total - Community Amenities				(75,000)	(48,000)	(48,000)	(23,902)	24,098
0.50	Total - Sewerage				(75,000)	(48,000)	(48,000)	(23,902)	24,098
	Playground Equipment								
	Recreation & Culture								
0.71	Purchase Playground Equipment	11362	553	B11362	(70,000)	(70,000)	(70,000)	(49,504)	20,496
	Total - Recreation & Culture				(70,000)	(70,000)	(70,000)	(49,504)	20,496
0.71	Total - Playground Equipment				(70,000)	(70,000)	(70,000)	(49,504)	20,496
	Infrastructure - Other								
	Community Amenities								
0.00	Infrastructure Other - Other Community Amenities	10752	551		(15,000)	(15,000)	(15,000)	0	15,000
	Total - Community Amenities				(15,000)	(15,000)	(15,000)	0	15,000
	Economic Services								
0.00	Interpretive Signage	13255	551	I13261	(25,000)	(25,000)	(25,000)	0	25,000
	Total - Economic Services				(25,000)	(25,000)	(25,000)	0	25,000
0.00	Total - Infrastructure - Other				(40,000)	(40,000)	(40,000)	0	40,000
0.72	Grand Total				(2,405,801)	(2,270,751)	(2,100,241)	(1,623,725)	476,517

11.2.3 - Attachment 1

NOTES TO THE STATEMENT OF FINANCIAL ACTIVITY
FOR THE PERIOD ENDED 30 APRIL 2020

FINANCING ACTIVITIES
NOTE 8
BORROWINGS

Information on Borrowings	01 Jul 2019	New Loans		Principal Repayments		Principal Outstanding		Interest & Guarantee Fee Repayments	
		Actual	Amended Budget	Actual	Amended Budget	Actual	Amended Budget	Actual	Amended Budget
Particulars/Purpose		\$	\$	\$	\$	\$	\$	\$	\$
Housing									
Loan 133 - GEHA House	0	0	0	0	0	0	0	(49)	0
Loan 134 - 2 Broad Street	0	0	0	0	0	0	0	0	0
Loan 136 - 24 Harley Street - Staff Housing	306,640	0	0	6,691	13,513	299,949	293,127	4,446	11,919
	306,640	0	0	6,691	13,513	299,949	293,127	4,397	11,919

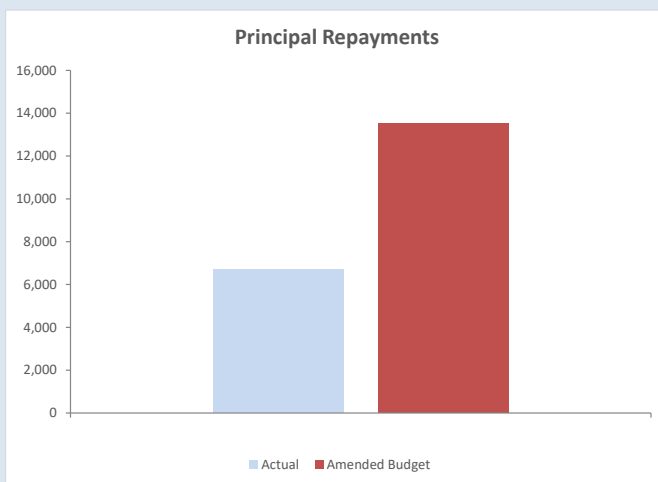
All debenture repayments were financed by general purpose revenue.

SIGNIFICANT ACCOUNTING POLICIES

All loans and borrowings are initially recognised at the fair value of the consideration received less directly attributable transaction costs. After initial recognition, interest-bearing loans and borrowings are subsequently measured at amortised cost using the effective interest method. Fees paid on the establishment of loan facilities that are yield related are included as part of the carrying amount of the loans and borrowings.

KEY INFORMATION

All loans and borrowings are initially recognised at the fair value of the consideration received less directly attributable transaction costs. After initial recognition, interest-bearing loans and borrowings are subsequently measured at amortised cost using the effective interest method. Fees paid on the establishment of loan facilities that are yield related are included as part of the carrying amount of the loans and borrowings.



Principal Repayments

\$6,691

Interest Earned

\$81,142

Interest Expense

\$4,397

Reserves Bal

\$5.59 M

Loans Due

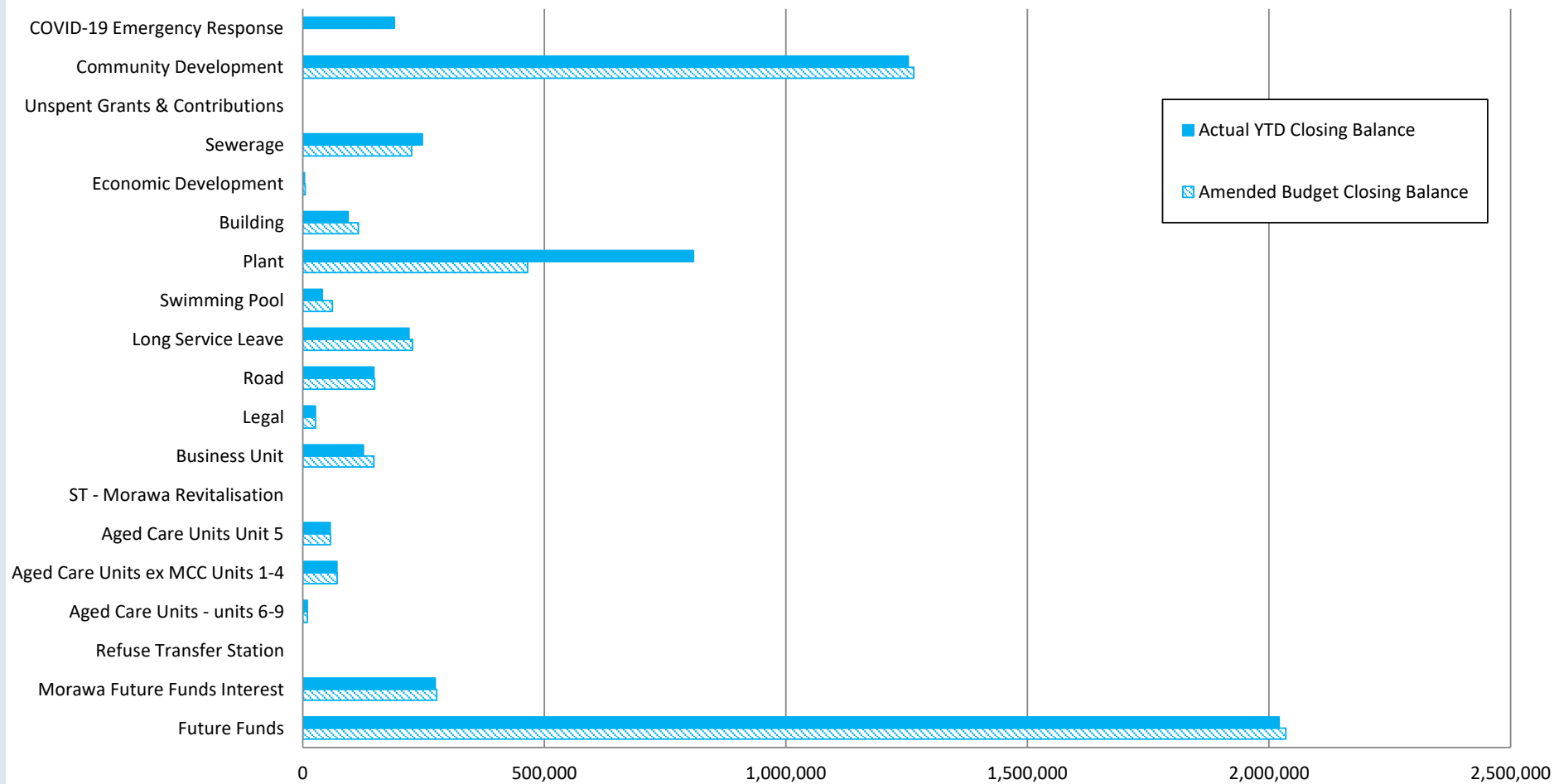
\$.3 M

Cash Backed Reserve

Reserve Name	Opening Balance	Amended Budget Interest Earned	Actual Interest Earned	Amended Budget Transfers In (+)	Actual Transfers In (+)	Amended Budget Transfers Out (-)	Actual Transfers Out (-)	Amended Budget Closing Balance	Actual YTD Closing Balance
	\$	\$	\$	\$	\$	\$	\$	\$	\$
Future Funds	2,079,696	37,539	23,581	0	0	(82,492)	(82,492)	2,034,743	2,020,785
Morawa Future Funds Interest	240,224	4,336	1,576	32,492	32,492	0	0	277,052	274,292
Refuse Transfer Station	0	0	0	0	0	0	0	0	0
Aged Care Units - units 6-9	9,424	170	57	0	0	0	0	9,594	9,481
Aged Care Units ex MCC Units 1-4	70,143	1,266	424	0	0	0	0	71,409	70,566
Aged Care Units Unit 5	56,307	1,016	340	0	0	0	0	57,323	56,647
ST - N/Midlands Solar Thermal Power	0	0	0	0	0	0	0	0	0
ST - Morawa Revitalisation	0	0	0	0	0	0	0	0	0
Business Unit	125,003	2,256	755	20,000	0	0	0	147,259	125,758
Legal	25,927	468	157	0	0	0	0	26,395	26,084
Road	146,191	2,639	883	0	0	0	0	148,830	147,074
Long Service Leave	218,600	3,946	1,321	5,000	0	0	0	227,546	219,921
Swimming Pool	40,414	729	244	20,000	0	0	0	61,143	40,658
Plant	833,618	15,046	5,036	250,000	0	(633,000)	(30,000)	465,664	808,654
Building	93,595	1,689	565	20,000	0	0	0	115,284	94,160
Economic Development	112,812	2,036	682	0	0	(110,000)	(110,000)	4,848	3,494
Sewerage	246,040	4,441	1,486	50,000	0	(75,000)	0	225,481	247,527
Unspent Grants & Contributions	0	0	0	0	0	0	0	0	0
Community Development	1,242,317	22,423	10,983	0	0	0	0	1,264,740	1,253,300
COVID-19 Emergency Response	0	0	0	190,000	190,000	(190,000)	0	0	190,000
	5,540,310	100,000	48,090	587,492	222,492	(1,090,492)	(222,492)	5,137,310	5,588,400

KEY INFORMATION

Note 9 - Year To Date Reserve Balance to End of Year Estimate



11.2.3 - Attachment 1

NOTES TO THE STATEMENT OF FINANCIAL ACTIVITY
For the Period Ended 30 April 2020

NOTE 10
GRANTS AND CONTRIBUTIONS

Grants and Contributions	Grant Provider	Amended		Adopted		Variance (Under)/Over
		Annual Budget	YTD Budget	Annual Budget	YTD Actual	
Operating grants, subsidies and contributions						
General Purpose Funding						
Grants Commission - General	WALGGC	553,873	415,404	543,092	415,405	1
Grants Commission - Local Roads	WALGGC	266,432	199,824	317,727	199,824	0
Law, Order & Public Safety						
Grant - ESL BFB Operating Grant	Dept of Fire & Emergency Service	14,819	14,816	14,819	14,700	(116)
Education & Welfare						
Grant - Towards Zero Road Safety Banner	WA Police	5,260	4,380	0	5,260	880
Grant - Childrens Week	Meerilinga	2,000	1,660	0	1,000	(660)
Recreation & Culture						
Contribution - Music and Arts Festival	Karara Mining	20,000	0	20,000	0	0
Contribution - NAIDOC week	Bankwest Morawa	2,000	1,660	0	2,000	340
Transport						
Street Light Subsidy	Main Roads WA	0	0	0	4,330	4,330
Grant - Direct	Main Roads WA	137,802	137,802	128,611	137,802	0
Contribution - Road Maintenance	Karara Mining	50,000	37,500	50,000	0	(37,500)
Grant - Flood Damage	Main Roads WA	0	0	0	0	0
Economic Services						
Contribution - Steve Parish Photography	WA College of Agriculture	0	0	0	0	0
Operating grants, subsidies and contributions Total		1,052,186	813,046	1,074,249	780,320	(32,726)
Non-operating grants, subsidies and contributions						
Community Amenities						
Grant - Community Bus	Lotterywest	80,000	66,660	80,000	80,000	13,340
Recreation & Culture						
Grant - Armistice Centenary	Dept of Veteran Affairs	0	0	0	0	0
Contribution - Swimming Club Contribution to Shed	Morawa Swimming Club	11,000	9,160	0	11,000	1,840
Transport						
Grant - Regional Road Group - Road Projects	Main Roads WA	661,867	496,398	491,666	457,400	(38,998)
Grant - Roads to Recovery	Dept of Infrastructure	362,110	362,110	362,110	270,000	(92,110)
Economic Services						
Marketing Plan	TBA	0	0	0	0	0
Non-operating grants, subsidies and contributions Total		1,114,977	934,328	933,776	818,400	(115,928)
		2,167,163	1,747,374	2,008,025	1,598,720	(148,654)

KEY INFORMATION

**NOTES TO THE STATEMENT OF FINANCIAL ACTIVITY
FOR THE PERIOD ENDED 30 APRIL 2020**

**NOTE 11
BONDS & DEPOSITS AND TRUST FUNDS**

In previous years, bonds and deposits were held as trust monies. They are still reported in this Note but also included in Restricted Cash - Bonds and Deposits and as a current liability in the books of Council.

Trust funds held at balance date over which the Shire has no control and which are not included in this statement are as follows:

Description	Opening Balance 01 Jul 2019	Amount Received	Amount Paid	Closing Balance 30 Apr 2020
	\$	\$	\$	\$
Restricted Cash - Bonds and Deposits				
Housing Bonds	4,000.00	3,000.00	(2,000.00)	5,000.00
Nomination Deposits	0.00	240.00	(240.00)	0.00
Auction Of Properties	0.00	0.00	0.00	0.00
Bonds - Gwennyth Rose	0.00	0.00	0.00	0.00
Bonds - AW (Bill) Johnson	0.00	0.00	0.00	0.00
Drug Action Group	660.11	0.00	0.00	660.11
Bank Deposits Not Receipted	0.00	444.82	0.00	444.82
Child Care Bonds	0.00	0.00	0.00	0.00
Bonds Units Dreghorn Street	1,164.00	320.00	0.00	1,484.00
Bonds Aged Care Units	3,468.32	0.00	(150.00)	3,318.32
Excess Rent - Daphne Little	1,704.00	0.00	0.00	1,704.00
Morawa Oval Function Centre	1,762.49	0.00	0.00	1,762.49
Extractive Industries Bond	0.00	0.00	0.00	0.00
Bonds Hall/Sports Recreation	20.00	500.00	(500.00)	20.00
Youth Fund Raising	865.00	0.00	0.00	865.00
DPI Licensing	0.00	0.00	0.00	0.00
Social Club	0.00	0.00	0.00	0.00
BRB/BCITF	226.60	1,060.13	(1,173.43)	113.30
Haulmore Trailers Pty Ltd	4,641.00	0.00	0.00	4,641.00
Business Units Bonds	2,559.69	0.00	0.00	2,559.69
TRUST LIABILITY	0.00	0.00	0.00	0.00
Sub-Total	21,071.21	5,564.95	(4,063.43)	22,572.73
Trust Funds				
Nil				
Sub-Total	0.00	0.00	0.00	0.00
	21,071.21	5,564.95	(4,063.43)	22,572.73

KEY INFORMATION



SHIRE OF MORAWA

SCHEDULES 2 TO 14

(By Program)

FOR THE PERIOD ENDED 30 APRIL 2020

TABLE OF CONTENTS

	Page
Schedule 2 - General Fund Summary	2
Schedule 3 - General Purpose Funding	3 to 5
Schedule 4 - Governance	6 to 8
Schedule 5 - Law, Order, Public Safety	9 to 12
Schedule 7 - Health	13 to 19
Schedule 8 - Education & Welfare	20 to 24
Schedule 9 - Housing	25 to 31
Schedule 10 - Community Amenities	32 to 40
Schedule 11 - Recreation & Culture	41 to 48
Schedule 12 - Transport	49 to 62
Schedule 13 - Economic Services	63 to 70
Schedule 14 - Other Property & Services	71 to 81

SHIRE OF MORAWA
 SCHEDULE 02 - GENERAL FUND SUMMARY
 Financial Statement for Period Ended
 30 April 2020

MUNICIPAL FUND		Adopted Budget		Revised Budget		YTD Budget		YTD Actual		Forecast Actual		Bud Rev Change	
		Revenue \$	Expenditure \$	Revenue \$	Expenditure \$	Revenue \$	Expenditure \$	Revenue \$	Expenditure \$	Revenue \$	Expenditure \$	Revenue \$	Expenditure \$
OPERATING													
General Purpose Funding	03	2,881,453.00	182,246.00	2,753,089.26	187,473.88	2,537,100.00	155,590.00	2,552,953.80	142,953.26	2,853,103.26	181,586.94	(28,349.74)	(659.06)
Governance	04	0.00	505,366.23	2,674.98	468,418.84	2,271.00	367,197.00	2,679.62	329,209.41	0.00	504,578.69	0.00	(787.54)
Law, Order, Public Safety	05	22,319.00	117,818.50	20,819.00	110,856.20	20,466.00	93,215.00	22,876.45	66,509.42	22,319.00	117,784.50	0.00	(34.00)
Health	07	10,350.00	207,026.00	5,350.00	203,846.55	4,100.00	169,172.00	1,481.75	115,988.70	10,350.00	213,907.92	0.00	6,881.92
Education & Welfare	08	2,400.00	202,983.47	9,660.00	206,075.33	8,040.00	173,337.00	8,413.42	161,480.59	2,400.00	202,831.00	0.00	(152.47)
Housing	09	92,820.00	248,142.00	85,320.00	262,664.16	71,080.00	222,778.00	67,722.97	204,575.18	92,820.00	254,031.58	0.00	5,889.58
Community Amenities	10	525,977.37	645,886.54	520,533.42	641,449.42	503,662.00	550,452.00	515,122.70	481,233.73	518,987.89	654,146.41	(6,989.48)	8,259.87
Recreation & Culture	11	57,316.00	1,356,788.63	61,509.00	1,488,575.68	34,540.00	1,239,452.00	43,088.17	1,286,030.87	57,316.00	1,353,967.52	0.00	(2,821.11)
Transport	12	1,349,387.00	2,680,581.63	1,528,779.00	2,625,375.31	1,298,060.00	2,203,858.00	1,102,978.63	1,774,909.75	1,349,387.00	2,578,646.23	0.00	(101,935.40)
Economic Services	13	147,775.00	943,771.87	126,373.11	928,488.47	106,230.00	812,627.00	82,971.23	558,154.90	147,775.00	937,010.87	0.00	(6,761.00)
Other Property & Services	14	134,800.00	40,469.42	141,288.47	40,458.22	115,210.00	64,870.00	132,850.99	146,587.29	134,800.00	40,360.00	0.00	(109.42)
TOTAL - OPERATING		5,224,597.37	7,131,080.29	5,255,396.24	7,163,682.06	4,700,759.00	6,052,548.00	4,533,139.73	5,267,633.10	5,189,258.15	7,038,851.66	(35,339.22)	(92,228.63)
CAPITAL													
General Purpose Funding	03	0.00	468.00	0.00	468.00	0.00	390.00	0.00	156.63	0.00	468.00	0.00	0.00
Governance	04	0.00	0.00	0.00	0.00	0.00	0.00	0.00	0.00	0.00	0.00	0.00	0.00
Law, Order, Public Safety	05	0.00	0.00	0.00	0.00	0.00	0.00	0.00	0.00	0.00	0.00	0.00	0.00
Health	07	0.00	0.00	190,000.00	0.00	0.00	0.00	0.00	0.00	190,000.00	0.00	190,000.00	0.00
Education & Welfare	08	0.00	0.00	0.00	0.00	0.00	0.00	0.00	0.00	0.00	0.00	0.00	0.00
Housing	09	0.00	37,653.74	0.00	37,653.74	0.00	10,186.00	0.00	8,076.86	0.00	37,653.74	0.00	0.00
Community Amenities	10	75,000.00	264,441.00	75,000.00	234,441.00	62,500.00	164,860.00	0.00	137,791.98	75,000.00	264,441.00	0.00	0.00
Recreation & Culture	11	33,050.00	123,779.00	0.00	140,729.00	0.00	118,930.00	0.00	59,458.39	0.00	123,779.00	0.00	0.00
Transport	12	611,000.00	2,240,436.00	633,000.00	2,168,436.00	603,000.00	1,765,471.00	30,000.00	1,404,813.23	633,000.00	2,270,436.00	22,000.00	30,000.00
Economic Services	13	131,908.15	145,498.15	192,492.00	306,082.00	32,492.00	269,210.00	192,491.76	230,068.36	192,492.00	256,082.00	60,583.85	110,583.85
Other Property & Services	14	0.00	103,946.00	0.00	83,946.00	0.00	78,280.00	0.00	60,631.12	0.00	103,946.00	0.00	0.00
TOTAL - CAPITAL		850,958.15	2,916,221.89	1,090,492.00	2,971,755.74	697,992.00	2,407,327.00	222,491.76	1,900,996.57	1,090,492.00	3,056,805.74	272,583.85	140,583.85
		6,075,555.52	10,047,302.18	6,345,888.24	10,135,437.80	5,398,751.00	8,459,875.00	4,755,631.49	7,168,629.67	6,279,750.15	10,095,657.40	237,244.63	48,355.22
Less Depreciation Written Back			(1,870,082.00)		(1,864,389.00)		(1,553,540.00)		(1,569,497.48)		(1,870,082.00)		0.00
Less Profit/Loss Written Back		0.00	(146,000.00)	0.00	(93,764.62)	0.00	(80,962.00)	0.00	(85,183.81)	0.00	(51,964.62)	0.00	94,035.38
Movement in Leave Reserve (Added Back) - REC INT	72101		0.00		(3,946.00)		0.00		(1,320.57)		(3,946.00)		0.00
Movement in Leave Reserve (Added Back) - REC	72102		0.00		(5,000.00)		0.00		0.00		(5,000.00)		0.00
Movement in Leave Reserve (Added Back) - PAY	72103		0.00		0.00		0.00		0.00		0.00		0.00
Movement in Deferred Pensioner Rates	50100		0.00		0.00		0.00		0.00		0.00		0.00
Movement in Deferred Pensioner ESL			0.00		0.00		0.00		0.00		0.00		0.00
Movement in Non Current LSL Provision	61100		0.00		0.00		0.00		0.00		0.00		0.00
Adjustment in Fixed Assets			0.00		0.00		0.00		0.00		0.00		0.00
Rounding Adjustment			0.00		0.00		0.00		0.00		0.00		0.00
Loss on Asset Revaluation	03204		0.00		0.00		0.00		0.00		0.00		0.00
Plus Proceeds from Sale of Assets		194,000.00		194,545.45		181,270.00		179,545.45		79,545.45		(114,454.55)	
TOTAL REVENUE & EXPENDITURE		6,269,555.52	8,031,220.18	6,540,433.69	8,168,338.18	5,580,021.00	6,825,373.00	4,935,176.94	5,512,627.81	6,359,295.60	8,164,664.78	122,790.08	142,390.60
Surplus/Deficit July 1st B/Fwd		1,771,446.00		1,729,243.43		1,729,243.43		1,729,243.43		1,729,243.43			
		8,041,001.52	8,031,220.18	8,269,677.12	8,168,338.18	7,309,264.43	6,825,373.00	6,664,420.37	5,512,627.81	8,088,539.03	8,164,664.78	122,790.08	142,390.60
Surplus/Deficit C/Fwd			9,781.34		101,338.94		483,891.43		1,151,792.56		(76,125.75)		(19,600.52)
		8,041,001.52	8,041,001.52	8,269,677.12	8,269,677.12	7,309,264.43	7,309,264.43	6,664,420.37	6,664,420.37	8,088,539.03	8,088,539.03	122,790.08	122,790.08

SHIRE OF MORAWA
 SCHEDULE 03 - GENERAL PURPOSE FUNDING
 Financial Statement for Period Ended
 30 April 2020

PROGRAMME SUMMARY	Adopted Budget		Revised Budget		YTD Budget		YTD Actual		Forecast Actual		Comments
	Revenue \$	Expenditure \$	Revenue \$	Expenditure \$	Revenue \$	Expenditure \$	Revenue \$	Expenditure \$	Revenue \$	Expenditure \$	
<u>OPERATING EXPENDITURE</u>											
Rate Revenue		162,234.00		167,070.29		138,800.00		127,375.35		161,654.61	
Other General Purpose Funding		20,012.00		20,403.59		16,790.00		15,577.91		19,932.33	
<u>OPERATING REVENUE</u>											
Rate Revenue	1,908,134.00		1,879,784.26		1,878,132.00		1,884,956.68		1,879,784.26		
Other General Purpose Funding	973,319.00		873,305.00		658,968.00		667,997.12		973,319.00		
SUB-TOTAL	2,881,453.00	182,246.00	2,753,089.26	187,473.88	2,537,100.00	155,590.00	2,552,953.80	142,953.26	2,853,103.26	181,586.94	
<u>CAPITAL EXPENDITURE</u>											
Rate Revenue		0.00		0.00		0.00		0.00		0.00	
Other General Purpose Funding		468.00		468.00		390.00		156.63		468.00	
<u>CAPITAL REVENUE</u>											
Rate Revenue	0.00		0.00		0.00		0.00		0.00		
Other General Purpose Funding	0.00		0.00		0.00		0.00		0.00		
SUB-TOTAL	0.00	468.00	0.00	468.00	0.00	390.00	0.00	156.63	0.00	468.00	
TOTAL - PROGRAMME SUMMARY	2,881,453.00	182,714.00	2,753,089.26	187,941.88	2,537,100.00	155,980.00	2,552,953.80	143,109.89	2,853,103.26	182,054.94	

11.2.3 - Attachment 2

SHIRE OF MORAWA
SCHEDULE 03 - GENERAL PURPOSE FUNDING
Financial Statement for Period Ended
30 April 2020

RATE REVENUE GL # JOB #	Adopted Budget		Revised Budget		YTD Budget		YTD Actual		Forecast Actual		Comments
	Revenue \$	Expenditure \$	Revenue \$	Expenditure \$	Revenue \$	Expenditure \$	Revenue \$	Expenditure \$	Revenue \$	Expenditure \$	
OPERATING EXPENDITURE											
03100 Administration Allocated - Rates		143,234.00		146,070.29		121,720.00		112,907.64		142,654.61	
03101 Expenses - Rate Revenue		2,500.00		2,500.00		2,080.00		758.70		2,500.00	
03102 Legal Costs, Debt Collection		10,000.00		15,000.00		12,500.00		13,590.61		10,000.00	
03103 Rate Notice Stationery expense		500.00		500.00		0.00		0.00		500.00	
03104 Valuation / Title Searches Expense		6,000.00		3,000.00		2,500.00		118.40		6,000.00	
OPERATING REVENUE											
03120 General Rates Levied	0.00		0.00		0.00		0.00		0.00		
03121 UV - Rural Rates	1,520,779.00		1,520,779.00		1,520,779.00		1,520,779.92		1,520,779.00		
03122 UV - Minimum Rates	2,424.00		2,424.00		2,424.00		2,424.00		2,424.00		
03123 GRV - Townsite Rates	220,243.00		220,243.00		220,243.00		220,242.67		220,243.00		
03124 GRV - Minimum Rates	13,332.00		13,332.00		13,332.00		13,332.00		13,332.00		
03125 GRV - Minimums Rural Townsite	0.00		0.00		0.00		0.00		0.00		
03126 Mining - UV Tenements	148,410.00		156,958.56		156,958.56		156,958.56		156,958.56		
03127 Mining - Minimum Rates	4,781.00		5,464.00		5,464.00		5,464.00		5,464.00		
03128 Interim Rates - GRV	0.00		0.00		0.00		0.00		0.00		
03129 Interim Rates - UV	0.00		2,381.96		1,980.00		5,025.90		2,381.96		
03130 Back Rates Levied	0.00		0.00		0.00		0.00		0.00		
03131 Less Rates Discount Allowed	(35,000.00)		(36,134.25)		(36,134.00)		(36,134.25)		(36,134.25)		
03132 Ex-Gratia Rates Received	6,165.00		6,165.00		6,165.00		6,165.11		6,165.00		
03133 Penalty Interest Raised on Rates	25,000.00		25,000.00		23,375.00		25,225.48		25,000.00		
03134 Rates Legal Charges	0.00		9,415.50		7,840.00		9,630.50		9,415.50		
03135 Rates Written-off	(3,000.00)		(3,000.00)		0.00		(886.27)		(3,000.00)		
03136 Instalment Interest Received	2,000.00		3,170.30		2,640.00		3,147.87		3,170.30		
03137 Account Enquiries Income	2,000.00		2,000.00		1,660.00		2,011.00		2,000.00		
03138 Rates Administration Fee	1,000.00		1,050.00		870.00		1,035.00		1,050.00		
03139 Pens Deferred Rates Interest	0.00		0.00		0.00		0.00		0.00		
03140 Movement in Excess Rates	0.00		(49,464.81)		(49,464.00)		(49,464.81)		(49,464.81)		
03235 WRITE-OFFS ESL	0.00		0.00		0.00		0.00		0.00		
SUB-TOTAL TO PROGRAMME SUMMARY	1,908,134.00	162,234.00	1,879,784.26	167,070.29	1,878,132.00	138,800.00	1,884,956.68	127,375.35	1,879,784.26	161,654.61	
CAPITAL EXPENDITURE											
CAPITAL REVENUE											
SUB-TOTAL TO PROGRAMME SUMMARY	0.00	0.00	0.00	0.00	0.00	0.00	0.00	0.00	0.00	0.00	
TOTAL - RATE REVENUE	1,908,134.00	162,234.00	1,879,784.26	167,070.29	1,878,132.00	138,800.00	1,884,956.68	127,375.35	1,879,784.26	161,654.61	

11.2.3 - Attachment 2

SHIRE OF MORAWA
SCHEDULE 03 - GENERAL PURPOSE FUNDING
Financial Statement for Period Ended
30 April 2020

OTHER GENERAL PURPOSE FUNDING GL # JOB #	Adopted Budget		Revised Budget		YTD Budget		YTD Actual		Forecast Actual		Comments
	Revenue \$	Expenditure \$	Revenue \$	Expenditure \$	Revenue \$	Expenditure \$	Revenue \$	Expenditure \$	Revenue \$	Expenditure \$	
OPERATING EXPENDITURE											
03200 Administration Allocated - GP Funding		19,762.00		20,153.59		16,790.00		15,578.56		19,682.33	
03201 Grants Commission Consultant		0.00		0.00		0.00		0.00		0.00	
03202 Other Expenses - GPF		250.00		250.00		0.00		0.00		250.00	
03203 Rounding Adjustment Account		0.00		0.00		0.00		(0.65)		0.00	
03204 Loss on FV Valuation of Assets		0.00		0.00		0.00		0.00		0.00	
OPERATING REVENUE											
03220 Grants Commission Grant - General	543,092.00		553,873.00		415,404.00		415,404.75		543,092.00		
03221 Grants Commission Grant - Local Roads	317,727.00		266,432.00		199,824.00		199,824.00		317,727.00		
03222 Grants Commission Grants - Special	0.00		0.00		0.00		0.00		0.00		
03223 Interest Received - Municipal Account	12,000.00		8,500.00		7,080.00		6,634.86		12,000.00		
03224 Interest Received - Reserve Accounts	100,000.00		44,000.00		36,660.00		46,133.51		100,000.00		
03225 Other Income - GPF	500.00		500.00		0.00		0.00		500.00		
SUB-TOTAL TO PROGRAMME SUMMARY	973,319.00	20,012.00	873,305.00	20,403.59	658,968.00	16,790.00	667,997.12	15,577.91	973,319.00	19,932.33	
CAPITAL EXPENDITURE											
03401 Transfer to Reserves - Other Gen Purpose F		0.00		0.00		0.00		0.00		0.00	
03402 Transfer Interest to Legal Fees Reserve ex l		468.00		468.00		390.00		156.63		468.00	
CAPITAL REVENUE											
03721 Transfers from Reserves	0.00		0.00		0.00		0.00		0.00		
SUB-TOTAL TO PROGRAMME SUMMARY	0.00	468.00	0.00	468.00	0.00	390.00		156.63	0.00	468.00	
TOTAL - OTHER GENERAL PURPOSE FUNDING	973,319.00	20,480.00	873,305.00	20,871.59	658,968.00	17,180.00	667,997.12	15,734.54	973,319.00	20,400.33	

SHIRE OF MORAWA
SCHEDULE 04 - GOVERNANCE
Financial Statement for Period Ended
30 April 2020

PROGRAMME SUMMARY	Adopted Budget		Revised Budget		YTD Budget		YTD Actual		Forecast Actual		Comments
	Revenue \$	Expenditure \$	Revenue \$	Expenditure \$	Revenue \$	Expenditure \$	Revenue \$	Expenditure \$	Revenue \$	Expenditure \$	
<u>OPERATING EXPENDITURE</u>											
Members Of Council		398,666.23		373,718.84		306,717.00		282,387.08		397,878.69	
Governance - General		106,700.00		94,700.00		60,480.00		46,822.33 ▼		106,700.00	
<u>OPERATING REVENUE</u>											
Members Of Council	0.00		311.80		311.00		311.80		0.00		
Governance - General	0.00		2,363.18		1,960.00		2,367.82		0.00		
SUB-TOTAL	0.00	505,366.23	2,674.98	468,418.84	2,271.00	367,197.00	2,679.62	329,209.41	0.00	504,578.69	
<u>CAPITAL EXPENDITURE</u>											
Members Of Council		0.00		0.00		0.00		0.00		0.00	
Governance - General		0.00		0.00		0.00		0.00		0.00	
<u>CAPITAL REVENUE</u>											
Members Of Council	0.00		0.00		0.00		0.00		0.00		
Governance - General	0.00		0.00		0.00		0.00		0.00		
SUB-TOTAL	0.00	0.00	0.00	0.00	0.00	0.00	0.00	0.00	0.00	0.00	
TOTAL - PROGRAMME SUMMARY	0.00	505,366.23	2,674.98	468,418.84	2,271.00	367,197.00	2,679.62	329,209.41	0.00	504,578.69	

11.2.3 - Attachment 2

SHIRE OF MORAWA
SCHEDULE 04 - GOVERNANCE
Financial Statement for Period Ended
30 April 2020

MEMBERS OF COUNCIL GL # JOB #	Adopted Budget		Revised Budget		YTD Budget		YTD Actual		Forecast Actual		Comments
	Revenue \$	Expenditure \$	Revenue \$	Expenditure \$	Revenue \$	Expenditure \$	Revenue \$	Expenditure \$	Revenue \$	Expenditure \$	
OPERATING EXPENDITURE											
04100 Administration Allocated - Members		194,301.00		198,146.84		165,120.00		153,158.22		193,513.46	
04101 Council Election Expenses		3,000.00		3,000.00		3,000.00		1,150.00		3,000.00	
04103 Refreshments & Receptions		15,000.00		10,000.00		8,330.00		8,331.75		15,000.00	
04104 Presidential Allowances		21,250.00		21,250.00		15,936.00		15,937.50		21,250.00	
04105 Members Sitting Fees		64,000.00		64,000.00		48,000.00		48,000.00		64,000.00	
04106 Members Travelling		200.00		200.00		150.00		0.00		200.00	
04107 Members Conference Expenses		16,000.00		8,000.00		6,660.00		2,315.03		16,000.00	
04108 Other Expenses - Members of Council		1,500.00		2,500.00		2,070.00		2,540.01		1,500.00	
04109 Members Training		10,000.00		5,000.00		4,999.00		1,842.90		10,000.00	
04110 Members - Insurance		6,132.00		6,132.00		6,132.00		6,132.00		6,132.00	
04111 Members - Subscriptions, Donations		44,393.23		35,000.00		29,150.00		32,526.43		44,393.23	
04112 Maintenance - Council Chambers											
B4112 Do Not Use - Use B11103		5,729.00		5,729.00		4,780.00		0.00		5,729.00	
B4113 Maintenance To Chambers		0.00		600.00		600.00		593.00		0.00	
04115 Other Expenses Relating to Members		6,000.00		3,000.00		2,490.00		573.33		6,000.00	
04124 Depreciation - Members		11,161.00		11,161.00		9,300.00		9,286.91		11,161.00	
OPERATING REVENUE											
04130 Sale of Electoral Rolls	0.00		0.00		0.00		0.00		0.00		
04131 Members - Other Income	0.00		311.80		311.00		311.80		0.00		
04132 Grant/Contribution Income	0.00		0.00		0.00		0.00		0.00		
SUB-TOTAL	0.00	398,666.23	311.80	373,718.84	311.00	306,717.00	311.80	282,387.08	0.00	397,878.69	
CAPITAL EXPENDITURE											
04150 Purchase Furniture & Equipment - Members		0.00		0.00		0.00		0.00		0.00	
04151 Purchase Land & Buildings - Members of Co											
B04151 Old Council Chambers Upgrade		0.00		0.00		0.00		0.00		0.00	
CAPITAL REVENUE											
04170 Transfer from Reserves - Members of Council	0.00		0.00		0.00		0.00		0.00		
SUB-TOTAL	0.00	0.00	0.00	0.00	0.00	0.00	0.00	0.00	0.00	0.00	
TOTAL - MEMBERS OF COUNCIL	0.00	398,666.23	311.80	373,718.84	311.00	306,717.00	311.80	282,387.08	0.00	397,878.69	

11.2.3 - Attachment 2

SHIRE OF MORAWA
SCHEDULE 04 - GOVERNANCE
Financial Statement for Period Ended
30 April 2020

GOVERNANCE - GENERAL GL # JOB #	Adopted Budget		Revised Budget		YTD Budget		YTD Actual		Forecast Actual		Comments
	Revenue \$	Expenditure \$	Revenue \$	Expenditure \$	Revenue \$	Expenditure \$	Revenue \$	Expenditure \$	Revenue \$	Expenditure \$	
OPERATING EXPENDITURE											
04200 Administration Allocated - Gov Gen		0.00		0.00		0.00		0.00		0.00	
04201 Public Relations		10,000.00		5,000.00		4,160.00		375.45		10,000.00	
04202 Audit Fees expense		47,500.00		60,000.00		30,000.00		38,160.00		47,500.00	
04203 Statutes & Publications		2,000.00		2,000.00		2,000.00		603.60		2,000.00	
04204 CORPORATE PLAN STRATEGIES - Midwe		0.00		0.00		0.00		0.00		0.00	
04205 Staff Training & Prof Dev. Midwest Regional		0.00		0.00		0.00		0.00		0.00	
04206 Contrib to Sustainability Reviews		0.00		0.00		0.00		0.00		0.00	
04207 Planning Expenses		35,000.00		17,500.00		14,580.00		6,183.28		35,000.00	
04208 Update Council's Website		4,000.00		2,000.00		1,660.00		0.00		4,000.00	
04209 Scholarships, Prizes etc		2,500.00		2,500.00		2,500.00		1,500.00		2,500.00	
04210 Statutory Advertising		700.00		700.00		580.00		0.00		700.00	
04211 YARROC Contributions		0.00		0.00		0.00		0.00		0.00	
04212 Community Grant Fund - < \$1000		5,000.00		5,000.00		5,000.00		0.00		5,000.00	
OPERATING REVENUE											
04230 Other Income - Governance General	0.00		2,363.18		1,960.00		2,367.82		0.00		
04240 Grant Income - Old Chambers Upgrade	0.00		0.00		0.00		0.00		0.00		
04241 Grants Income - Governance	0.00		0.00		0.00		0.00		0.00		
SUB-TOTAL	0.00	106,700.00	2,363.18	94,700.00	1,960.00	60,480.00	2,367.82	46,822.33	0.00	106,700.00	
CAPITAL EXPENDITURE											
04250 Purchase Furniture & Equipment - Governar		0.00		0.00		0.00		0.00		0.00	
04251 Purchase Land & Buildings - Governance G		0.00		0.00		0.00		0.00		0.00	
04252 Transfer to Reserve - Governance General		0.00		0.00		0.00		0.00		0.00	
CAPITAL REVENUE											
04270 Transfer From Reserves - Governance Gen	0.00		0.00		0.00		0.00		0.00		
SUB-TOTAL	0.00	0.00	0.00	0.00	0.00	0.00	0.00	0.00	0.00	0.00	
TOTAL - GOVERNANCE - GENERAL	0.00	106,700.00	2,363.18	94,700.00	1,960.00	60,480.00	2,367.82	46,822.33	0.00	106,700.00	

SHIRE OF MORAWA
 SCHEDULE 05 - LAW, ORDER, PUBLIC SAFETY
 Financial Statement for Period Ended
 30 April 2020

PROGRAMME SUMMARY	Adopted Budget		Revised Budget		YTD Budget		YTD Actual		Forecast Actual		Comments
	Revenue \$	Expenditure \$	Revenue \$	Expenditure \$	Revenue \$	Expenditure \$	Revenue \$	Expenditure \$	Revenue \$	Expenditure \$	
<u>OPERATING EXPENDITURE</u>											
Fire Prevention		81,799.50		80,880.72		67,925.00		43,027.59 ▼		81,782.50	
Animal Control		34,638.00		28,967.22		24,470.00		23,335.07		34,621.00	
Other Law, Order & Public Safety		1,381.00		1,008.26		820.00		146.76		1,381.00	
<u>OPERATING REVENUE</u>											
Fire Prevention	18,819.00		18,819.00		18,816.00		20,687.13		18,819.00		
Animal Control	3,500.00		2,000.00		1,650.00		2,189.32		3,500.00		
Other Law, Order & Public Safety	0.00		0.00		0.00		0.00		0.00		
SUB-TOTAL	22,319.00	117,818.50	20,819.00	110,856.20	20,466.00	93,215.00	22,876.45	66,509.42	22,319.00	117,784.50	
<u>CAPITAL EXPENDITURE</u>											
Fire Prevention		0.00		0.00		0.00		0.00		0.00	
Animal Control		0.00		0.00		0.00		0.00		0.00	
Other Law, Order & Public Safety		0.00		0.00		0.00		0.00		0.00	
<u>CAPITAL REVENUE</u>											
Fire Prevention	0.00		0.00		0.00		0.00		0.00		
Animal Control	0.00		0.00		0.00		0.00		0.00		
Other Law, Order & Public Safety	0.00		0.00		0.00		0.00		0.00		
SUB-TOTAL	0.00	0.00	0.00	0.00	0.00	0.00	0.00	0.00	0.00	0.00	
TOTAL - PROGRAMME SUMMARY	22,319.00	117,818.50	20,819.00	110,856.20	20,466.00	93,215.00	22,876.45	66,509.42	22,319.00	117,784.50	

11.2.3 - Attachment 2

SHIRE OF MORAWA
 SCHEDULE 05 - LAW, ORDER, PUBLIC SAFETY
 Financial Statement for Period Ended
 30 April 2020

FIRE PREVENTION GL # JOB #	Adopted Budget		Revised Budget		YTD Budget		YTD Actual		Forecast Actual		Comments
	Revenue \$	Expenditure \$	Revenue \$	Expenditure \$	Revenue \$	Expenditure \$	Revenue \$	Expenditure \$	Revenue \$	Expenditure \$	
OPERATING EXPENDITURE											
05100 Admin Allocated - Fire Prev		4,119.00		4,200.22		3,500.00		3,247.12		4,102.00	
05101 Mtce of Equipment - Brigades		566.00		566.00		470.00		0.00		566.00	
05102 Mtce of Vehicles & Trailers - Brigades		5,261.00		5,261.00		4,380.00		5,495.06		5,261.00	
05103 Mtce of Land & Buildings - Brigades		1,300.00		1,300.00		1,300.00		757.76		1,300.00	
05104 Clothing & Accessories - Brigades		2,500.00		2,500.00		2,500.00		0.00		2,500.00	
05105 Utilities, Rates - Brigades		4,000.00		3,000.00		2,490.00		1,527.16		4,000.00	
05106 Other Goods & Services - Brigades		1,000.00		1,000.00		830.00		131.50		1,000.00	
05107 Insurances - Brigades		7,496.50		7,496.50		7,495.00		7,784.06		7,496.50	
05108 Plant & Equip. <\$1,000 - Brigades		0.00		0.00		0.00		0.00		0.00	
05109 Plant & Equip >\$1,000-<\$3,000 - Brigades		0.00		0.00		0.00		0.00		0.00	
05110 Depreciation - Fire Prevention		33,557.00		33,557.00		27,960.00		15,835.07		33,557.00	
05111 Loss on Disposal of Assets - Fire Prevention		0.00		0.00		0.00		0.00		0.00	
05112 Fire Services Manager x 4 Shires		20,000.00		20,000.00		15,000.00		8,249.86		20,000.00	
05113 Fire Hydrant Maintenance		2,000.00		2,000.00		2,000.00		0.00		2,000.00	
05114 Donation of Vehicles to FESA - Fire Preventi		0.00		0.00		0.00		0.00		0.00	
	Jobs	0.00		0.00		0.00		0.00		0.00	
	Jobs	0.00		0.00		0.00		0.00		0.00	
OPERATING REVENUE											
05120 Other Income - Fire Prevention	14,819.00		14,819.00		14,816.00		16,687.13		14,819.00		
05121 ESL Admin Fee (from DFES)	4,000.00		4,000.00		4,000.00		4,000.00		4,000.00		
05122 Profit on Disposal of Assets - Fire Prevention	0.00		0.00		0.00		0.00		0.00		
05123 Grant/Contribution Income Fire Prevention	0.00		0.00		0.00		0.00		0.00		
SUB-TOTAL	18,819.00	81,799.50	18,819.00	80,880.72	18,816.00	67,925.00	20,687.13	43,027.59	18,819.00	81,782.50	
CAPITAL EXPENDITURE											
05150 Land and Buildings - Fire Prevention		0.00		0.00		0.00		0.00		0.00	
05151 Plant & Equip - Fire Prevention		0.00		0.00		0.00		0.00		0.00	
05160 Transfer to Reserves - Fire Prevention		0.00		0.00		0.00		0.00		0.00	
CAPITAL REVENUE											
05170 Proceeds on Disposal of Assets - Fire Prever	0.00		0.00		0.00		0.00		0.00		
05171 Realisation on Disposal of Assets - Fire Prev	0.00		0.00		0.00		0.00		0.00		
05172 Transfer Ex Reserve - Fire Prevention	0.00		0.00		0.00		0.00		0.00		
SUB-TOTAL	0.00	0.00	0.00	0.00	0.00	0.00	0.00	0.00	0.00	0.00	
TOTAL - FIRE PREVENTION	18,819.00	81,799.50	18,819.00	80,880.72	18,816.00	67,925.00	20,687.13	43,027.59	18,819.00	81,782.50	

11.2.3 - Attachment 2

SHIRE OF MORAWA
 SCHEDULE 05 - LAW, ORDER, PUBLIC SAFETY
 Financial Statement for Period Ended
 30 April 2020

ANIMAL CONTROL GL # JOB #	Adopted Budget		Revised Budget		YTD Budget		YTD Actual		Forecast Actual		Comments
	Revenue \$	Expenditure \$	Revenue \$	Expenditure \$	Revenue \$	Expenditure \$	Revenue \$	Expenditure \$	Revenue \$	Expenditure \$	
OPERATING EXPENDITURE											
05200 Admin Allocated - Animal Control		4,119.00		4,200.22		3,500.00		3,247.12		4,102.00	
05201 Pound Maintenance		767.00		767.00		640.00		285.54		767.00	
05202 Ranger Expenses		26,752.00		22,000.00		18,330.00		18,424.05		26,752.00	
05203 Cat/Dog Other Expenses		3,000.00		2,000.00		2,000.00		1,378.36		3,000.00	
05205 Depreciation - Animal Control		0.00		0.00		0.00		0.00		0.00	
OPERATING REVENUE											
05220 Fines and Penalties	1,000.00		500.00		410.00		600.00		1,000.00		
05221 Dog Registration Fees	2,000.00		1,250.00		1,040.00		1,245.00		2,000.00		
05222 Pound Maintenance Fees	0.00		0.00		0.00		181.82		0.00		
05223 Cat Act Grant	0.00		0.00		0.00		0.00		0.00		
05224 Cat Licenses	500.00		250.00		200.00		162.50		500.00		
SUB-TOTAL	3,500.00	34,638.00	2,000.00	28,967.22	1,650.00	24,470.00	2,189.32	23,335.07	3,500.00	34,621.00	
CAPITAL EXPENDITURE											
05250 Land and Buildings - Animal Control		0.00		0.00		0.00		0.00		0.00	
CAPITAL REVENUE											
SUB-TOTAL	0.00	0.00	0.00	0.00	0.00	0.00	0.00	0.00	0.00	0.00	
TOTAL - ANIMAL CONTROL	3,500.00	34,638.00	2,000.00	28,967.22	1,650.00	24,470.00	2,189.32	23,335.07	3,500.00	34,621.00	

11.2.3 - Attachment 2

SHIRE OF MORAWA
 SCHEDULE 05 - LAW, ORDER, PUBLIC SAFETY
 Financial Statement for Period Ended
 30 April 2020

OTHER LAW, ORDER & PUBLIC SAFETY GL # JOB #	Adopted Budget		Revised Budget		YTD Budget		YTD Actual		Forecast Actual		Comments
	Revenue \$	Expenditure \$	Revenue \$	Expenditure \$	Revenue \$	Expenditure \$	Revenue \$	Expenditure \$	Revenue \$	Expenditure \$	
OPERATING EXPENDITURE											
05300 Admin Allocated - Other Law, Order & Public		0.00		0.00		0.00		0.00		0.00	
05301 Mtce of Equipment - SES		0.00		0.00		0.00		0.00		0.00	
05302 Mtce of Vehicles & Trailers - SES		986.00		500.00		410.00		0.00		986.00	
05303 Mtce of Land & Buildings - SES		0.00		0.00		0.00		0.00		0.00	
05304 Clothing & Accessories - SES		0.00		0.00		0.00		0.00		0.00	
05305 Utilities, Rates - SES		0.00		113.26		90.00		113.26		0.00	
05306 Other Goods & Services - SES		0.00		0.00		0.00		0.00		0.00	
05307 Insurances - SES		0.00		0.00		0.00		0.00		0.00	
05308 Plant & Equip <\$1,000 - SES		0.00		0.00		0.00		0.00		0.00	
05309 Plant & Equip >\$1,000-<\$3,000 - SES		0.00		0.00		0.00		0.00		0.00	
05310 Crime Prevention Plan		0.00		0.00		0.00		0.00		0.00	
05311 Depreciation - Oth Law and Order		395.00		395.00		320.00		33.50		395.00	
05312 Loss on Disposal of Asset - Other Law, Orde		0.00		0.00		0.00		0.00		0.00	
05314 Donation of Vehicles to FESA - Other Law, C		0.00		0.00		0.00		0.00		0.00	
OPERATING REVENUE											
05330 Grant Income - Other Law, Order & Public Sa	0.00		0.00		0.00		0.00		0.00		
05331 FESA Grant Income - SES	0.00		0.00		0.00		0.00		0.00		
05332 Reimbursements/Contributions - Other Law,	0.00		0.00		0.00		0.00		0.00		
05333 Profit on Disposal of Assets - Other Law, Orc	0.00		0.00		0.00		0.00		0.00		
SUB-TOTAL	0.00	1,381.00	0.00	1,008.26	0.00	820.00	0.00	146.76	0.00	1,381.00	
CAPITAL EXPENDITURE											
05350 Purchase Plant - Law & Order		0.00		0.00		0.00		0.00		0.00	
05351 Purchase L & B - SES		0.00		0.00		0.00		0.00		0.00	
05352 Purchase F & E - SES		0.00		0.00		0.00		0.00		0.00	
05360 Transfer to Reserve - Other Law, Order & Pu		0.00		0.00		0.00		0.00		0.00	
CAPITAL REVENUE											
05370 Proceeds on Disposal of Assets - Other Law,	0.00		0.00		0.00		0.00		0.00		
05371 Realisation on Disposal of Assets - Other La	0.00		0.00		0.00		0.00		0.00		
05372 Transfer Ex Reserve - Other Law, Order & Pi	0.00		0.00		0.00		0.00		0.00		
SUB-TOTAL	0.00	0.00	0.00	0.00	0.00	0.00	0.00	0.00	0.00	0.00	
TOTAL - OTHER LAW, ORDER & PUBLIC SAFETY	0.00	1,381.00	0.00	1,008.26	0.00	820.00	0.00	146.76	0.00	1,381.00	

11.2.3 - Attachment 2

SHIRE OF MORAWA
SCHEDULE 07 - HEALTH
Financial Statement for Period Ended
30 April 2020

PROGRAMME SUMMARY	Adopted Budget		Revised Budget		YTD Budget		YTD Actual		Forecast Actual		Comments
	Revenue \$	Expenditure \$	Revenue \$	Expenditure \$	Revenue \$	Expenditure \$	Revenue \$	Expenditure \$	Revenue \$	Expenditure \$	
OPERATING EXPENDITURE											
Maternal and Infant Health		837.00		837.00		837.00		837.00		837.00	
Preventative Services - Meat Inspection		350.00		350.00		290.00		0.00		350.00	
Preventative Services - Administration & Inspection		66,659.00		49,279.73		41,623.00		28,036.28	▼	66,634.24	
Preventative Services - Pest Control		10,737.00		9,219.17		7,660.00		6,619.80		10,714.44	
Preventative Services - Other		0.00		0.00		0.00		0.00		0.00	
Other Health		128,443.00		144,160.65		118,762.00		80,495.62	▼	135,372.24	
OPERATING REVENUE											
Maternal and Infant Health	0.00		0.00		0.00		0.00			0.00	
Preventative Services - Meat Inspection	350.00		350.00		350.00		0.00			350.00	
Preventative Services - Administration & Inspection	0.00		0.00		0.00		0.00			0.00	
Preventative Services - Pest Control	0.00		0.00		0.00		0.00			0.00	
Preventative Services - Other	0.00		0.00		0.00		0.00			0.00	
Other Health	10,000.00		5,000.00		3,750.00		1,481.75			10,000.00	
SUB-TOTAL	10,350.00	207,026.00	5,350.00	203,846.55	4,100.00	169,172.00	1,481.75	115,988.70		10,350.00	213,907.92
CAPITAL EXPENDITURE											
Maternal and Infant Health		0.00		0.00		0.00		0.00			0.00
Preventative Services - Meat Inspection		0.00		0.00		0.00		0.00			0.00
Preventative Services - Administration & Inspection		0.00		0.00		0.00		0.00			0.00
Preventative Services - Pest Control		0.00		0.00		0.00		0.00			0.00
Preventative Services - Other		0.00		0.00		0.00		0.00			0.00
Other Health		0.00		0.00		0.00		0.00			0.00
CAPITAL REVENUE											
Maternal and Infant Health	0.00		0.00		0.00		0.00			0.00	
Preventative Services - Meat Inspection	0.00		0.00		0.00		0.00			0.00	
Preventative Services - Administration & Inspection	0.00		190,000.00		0.00		0.00			190,000.00	
Preventative Services - Pest Control	0.00		0.00		0.00		0.00			0.00	
Preventative Services - Other	0.00		0.00		0.00		0.00			0.00	
Other Health	0.00		0.00		0.00		0.00			0.00	
SUB-TOTAL	0.00	0.00	190,000.00	0.00	0.00	0.00	0.00	0.00		190,000.00	0.00
TOTAL - PROGRAMME SUMMARY	10,350.00	207,026.00	195,350.00	203,846.55	4,100.00	169,172.00	1,481.75	115,988.70		200,350.00	213,907.92

11.2.3 - Attachment 2

SHIRE OF MORAWA
 SCHEDULE 07 - HEALTH
 Financial Statement for Period Ended
 30 April 2020

MATERIAL AND INFANT HEALTH GL # JOB #	Adopted Budget		Revised Budget		YTD Budget		YTD Actual		Forecast Actual		Bud Review Movement		Comments
	Revenue \$	Expenditure \$	Revenue \$	Expenditure \$	Revenue \$	Expenditure \$	Revenue \$	Expenditure \$	Revenue \$	Expenditure \$	Revenue \$	Expenditure \$	
<u>OPERATING EXPENDITURE</u>													
07100 Admin Allocated - Infant Health		0.00		0.00		0.00		0.00		0.00			
07101 Other Expenses - Maternal and Infant Health		837.00		837.00		837.00		837.00		837.00			
07102 Depreciation - Infant Health		0.00		0.00		0.00		0.00		0.00			
<u>OPERATING REVENUE</u>													
07130 Other Income - Maternal and Infant Health	0.00		0.00		0.00		0.00		0.00				
SUB-TOTAL	0.00	837.00	0.00	837.00	0.00	837.00	0.00	837.00	0.00	837.00	0.00	0.00	
<u>CAPITAL EXPENDITURE</u>													
07150 Furniture and Equipment		0.00		0.00		0.00		0.00		0.00			
<u>CAPITAL REVENUE</u>													
SUB-TOTAL	0.00	0.00	0.00	0.00	0.00	0.00	0.00	0.00	0.00	0.00	0.00	0.00	
TOTAL - MATERIAL AND INFANT HEALTH	0.00	837.00	0.00	837.00	0.00	837.00	0.00	837.00	0.00	837.00	0.00	0.00	

11.2.3 - Attachment 2

SHIRE OF MORAWA
 SCHEDULE 07 - HEALTH
 Financial Statement for Period Ended
 30 April 2020

PREVENTATIVE SERVICES - MEAT INSPECTION GL # JOB #	Adopted Budget		Revised Budget		YTD Budget		YTD Actual		Forecast Actual		Bud Review Movement		Comments
	Revenue \$	Expenditure \$	Revenue \$	Expenditure \$	Revenue \$	Expenditure \$	Revenue \$	Expenditure \$	Revenue \$	Expenditure \$	Revenue \$	Expenditure \$	
<u>OPERATING EXPENDITURE</u>													
07300 Other Expenses - Preventative Services		350.00		350.00		290.00		0.00		350.00		350.00	
<u>OPERATING REVENUE</u>													
07330 Other Income - Preventative Services	350.00		350.00		350.00		0.00		350.00		350.00		
SUB-TOTAL	350.00	350.00	350.00	350.00	350.00	290.00	0.00	0.00	350.00	350.00	0.00	0.00	
<u>CAPITAL EXPENDITURE</u>													
07350 Furniture & Equipment		0.00		0.00		0.00		0.00		0.00		0.00	
<u>CAPITAL REVENUE</u>													
SUB-TOTAL	0.00	0.00	0.00	0.00	0.00	0.00	0.00	0.00	0.00	0.00	0.00	0.00	
TOTAL - PREVENTATIVE SERVICES - MEAT INSPECTION	350.00	350.00	350.00	350.00	350.00	290.00	0.00	0.00	350.00	350.00	0.00	0.00	

11.2.3 - Attachment 2

SHIRE OF MORAWA
SCHEDULE 07 - HEALTH
Financial Statement for Period Ended
30 April 2020

PREVENTATIVE SERVICES - ADMIN & INSPECTION GL # JOB #	Adopted Budget		Revised Budget		YTD Budget		YTD Actual		Forecast Actual		Comments
	Revenue \$	Expenditure \$	Revenue \$	Expenditure \$	Revenue \$	Expenditure \$	Revenue \$	Expenditure \$	Revenue \$	Expenditure \$	
OPERATING EXPENDITURE											
07400 Administration Allocated		6,101.00		6,221.63		5,180.00		4,809.52		6,076.14	
07401 Employee Expenses - EM		4,412.00		4,412.00		3,743.00		91.00		4,412.00	
07402 Accommodation and Meals		0.00		0.00		0.00		0.00		0.00	
07403 Conference /Training - MDEH		0.00		0.00		0.00		0.00		0.00	
07404 Vehicle Expenses - MDEH		0.00		0.00		0.00		0.00		0.00	
07405 Printing and Stationery		0.00		0.00		0.00		0.00		0.00	
07406 Telephone and Electricity		0.00		0.00		0.00		0.00		0.00	
07407 Other Expenses - NWHS		0.00		0.00		0.00		0.00		0.00	
07408 Secretarial Expenses		0.00		0.00		0.00		0.00		0.00	
07409 Statutes and Publications		3,000.00		3,000.00		3,000.00		0.00		3,000.00	
07410 Analytical Expenses		1,500.00		1,500.00		1,250.00		369.75		1,500.00	
07411 Housing Costs Allocated - Prev Svcs Health.		1,646.00		1,646.10		1,370.00		2,780.66		1,646.10	
07412 Less MDEH alloc to Town Plan		0.00		0.00		0.00		0.00		0.00	
07413 Less MDEH alloc to Building Control		0.00		0.00		0.00		0.00		0.00	
07414 Depreciation - Health Inspections		0.00		0.00		0.00		0.00		0.00	
07415 Loss on Disposal of Asset - Preventative Ser		0.00		0.00		0.00		0.00		0.00	
07416 External EHO Services		50,000.00		32,500.00		27,080.00		19,330.80		50,000.00	
07420 COVID-19 Expenditure for Recovery/Allocati		0.00		0.00		0.00		654.55		0.00	
<i>Recovered amounts</i>											
07425 COVID-19 Expenditure Recovered/Allocated		0.00		0.00		0.00		0.00		0.00	
OPERATING REVENUE											
07430 Other Income - Prev Svcs Admin & Inspectio	0.00		0.00		0.00		0.00		0.00		
07431 Contributions - Prev Svcs Admin & Inspector	0.00		0.00		0.00		0.00		0.00		
07432 Profit on Disposal of Assets - Prev Svcs Adm	0.00		0.00		0.00		0.00		0.00		
SUB-TOTAL	0.00	66,659.00	0.00	49,279.73	0.00	41,623.00	0.00	28,036.28	0.00	66,634.24	
CAPITAL EXPENDITURE											
07450 Furniture & Equipment Admin		0.00		0.00		0.00		0.00		0.00	
07452 Fogger		0.00		0.00		0.00		0.00		0.00	
07453 Transfer to Reserves - Health Admin & Inspe		0.00		0.00		0.00		0.00		0.00	
07454 Transfer Interest to COVID-19 Reserve - Hez		0.00		0.00		0.00		0.00		0.00	
CAPITAL REVENUE											
07470 Proceeds on Asset Disposal - Prev Svcs Adr	0.00		0.00		0.00		0.00		0.00		
07471 Realisation on Asset Disposal - Prev Svcs Ac	0.00		0.00		0.00		0.00		0.00		
07472 Transfer from Reserves - Health Admin & Ins	0.00		190,000.00		0.00		0.00		190,000.00		
SUB-TOTAL	0.00	0.00	190,000.00	0.00	0.00	0.00	0.00	0.00	190,000.00	0.00	
TOTAL - PREVENTATIVE SERVICES - ADMIN & INSPECTION	0.00	66,659.00	190,000.00	49,279.73	0.00	41,623.00	0.00	28,036.28	190,000.00	66,634.24	

11.2.3 - Attachment 2

SHIRE OF MORAWA
 SCHEDULE 07 - HEALTH
 Financial Statement for Period Ended
 30 April 2020

PREVENTATIVE SERVICES - PEST CONTROL GL # JOB #	Adopted Budget		Revised Budget		YTD Budget		YTD Actual		Forecast Actual		Comments
	Revenue \$	Expenditure \$	Revenue \$	Expenditure \$	Revenue \$	Expenditure \$	Revenue \$	Expenditure \$	Revenue \$	Expenditure \$	
<u>OPERATING EXPENDITURE</u>											
07500 Admin Allocated - Pest Control		5,608.00		5,719.17		4,760.00		4,421.13		5,585.44	
07501 Other Expenses - Pest Control		5,129.00		3,500.00		2,900.00		2,198.67		5,129.00	
<u>OPERATING REVENUE</u>											
07530 Other Income - Pest Control	0.00		0.00		0.00		0.00		0.00		
SUB-TOTAL	0.00	10,737.00	0.00	9,219.17	0.00	7,660.00	0.00	6,619.80	0.00	10,714.44	
<u>CAPITAL EXPENDITURE</u>											
<u>CAPITAL REVENUE</u>											
SUB-TOTAL	0.00	0.00	0.00	0.00	0.00	0.00	0.00	0.00	0.00	0.00	
TOTAL - PREVENTATIVE SERVICES - PEST CONTROL	0.00	10,737.00	0.00	9,219.17	0.00	7,660.00	0.00	6,619.80	0.00	10,714.44	

11.2.3 - Attachment 2

SHIRE OF MORAWA
SCHEDULE 07 - HEALTH
Financial Statement for Period Ended
30 April 2020

OTHER HEALTH GL # JOB #	Adopted Budget		Revised Budget		YTD Budget		YTD Actual		Forecast Actual		Comments
	Revenue \$	Expenditure \$	Revenue \$	Expenditure \$	Revenue \$	Expenditure \$	Revenue \$	Expenditure \$	Revenue \$	Expenditure \$	
OPERATING EXPENDITURE											
07700 Admin Allocated - Other Health		14,108.00		14,386.78		11,980.00		11,120.78		14,050.37	
07701 Ambulance/Emergency Services		2,926.00		2,926.00		2,456.00		0.00		2,926.00	
07702 Drs Surgery Maintenance											
B07702 Drs Surgery Maintenance		11,783.00		25,000.00		20,810.00		21,153.44		11,783.00	
07703 Drs Surgery Operating Exp		4,722.00		1,500.00		1,240.00		990.00		4,722.00	
07704 Drs Vehicle Allowance		0.00		10,250.00		8,540.00		7,790.79		0.00	
07705 Drs Surgery Cleaning											
B07705 Drs Surgery Cleaning		0.00		0.00		0.00		0.00		0.00	
07706 Doctor Office Expenses		31,170.00		31,170.00		25,970.00		3,607.32		31,170.00	
07707 Regn Fees (Medical Board)		4,000.00		4,000.00		0.00		0.00		4,000.00	
07708 DO NOT USE Furniture & Equipment		0.00		0.00		0.00		0.00		0.00	
07709 Housing Costs Allocated - Other Health		5,574.00		5,574.00		4,640.00		3,787.71		5,574.00	
07710 Telephone - Medical Centre		5,000.00		5,000.00		4,160.00		3,357.98		5,000.00	
07711 Other Expenses - Other Health		5,100.00		2,500.00		2,000.00		0.00		5,100.00	
07712 Depreciation - Oth Health		20,693.00		15,000.00		12,500.00		11,465.38		20,693.00	
07713 Loss on Disposal of Assets - Other Health		2,000.00		8,986.87		8,986.00		8,986.87		8,986.87	
07714 Old Hospital Building											
B07714 Old Hospital Buiding Maintenance/Operations		14,367.00		14,367.00		11,980.00		7,235.35		14,367.00	
07715 Salary & Wages		0.00		0.00		0.00		0.00		0.00	
07716 Superannuation		0.00		0.00		0.00		0.00		0.00	
07717 Contribution to Mobile Dental Clinic		0.00		0.00		0.00		0.00		0.00	
07718 RFDS Dental Accommodation		7,000.00		3,500.00		3,500.00		1,000.00		7,000.00	
07719 DO NOT USE - Medicare - Payments Dr Risi		0.00		0.00		0.00		0.00		0.00	
OPERATING REVENUE											
07730 Other Income - Other Health	10,000.00		5,000.00		3,750.00		1,481.75		10,000.00		
07731 Grants - Drs House and Surgery	0.00		0.00		0.00		0.00		0.00		
07732 Profit on Disposal of Assets - Other Health	0.00		0.00		0.00		0.00		0.00		
07733 Medicare Receipts	0.00		0.00		0.00		0.00		0.00		
SUB-TOTAL	10,000.00	128,443.00	5,000.00	144,160.65	3,750.00	118,762.00	1,481.75	80,495.62	10,000.00	135,372.24	
CAPITAL EXPENDITURE											
07451 Plant & Equipment		0.00		0.00		0.00		0.00		0.00	
07750 Furniture & Equipment - Other Health		0.00		0.00		0.00		0.00		0.00	
07751 Plant & Equipment - Other Health		0.00		0.00		0.00		0.00		0.00	
07755 Land & Bldgs - Dr's Surgery Upgrade		0.00		0.00		0.00		0.00		0.00	
07760 Land & Blgs - Dr's Residence		0.00		0.00		0.00		0.00		0.00	
07765 Purchase Pland & Equipment - Doc's Vehicle		0.00		0.00		0.00		0.00		0.00	
CAPITAL REVENUE											
07761 Transfer from Reserves - Other Health	0.00		0.00		0.00		0.00		0.00		
07762 Proceeds on Asset Disposal - Other Health	18,000.00		10,909.09		9,090.00		10,909.09		10,909.09		
07763 Realisation on Asset Disposal - Other Health	(18,000.00)		(10,909.09)		(9,090.00)		(10,909.09)		(10,909.09)		
SUB-TOTAL	0.00	0.00	0.00	0.00	0.00	0.00	0.00	0.00	0.00	0.00	
TOTAL - OTHER HEALTH	10,000.00	128,443.00	5,000.00	144,160.65	3,750.00	118,762.00	1,481.75	80,495.62	10,000.00	135,372.24	

SHIRE OF MORAWA
SCHEDULE 08 - EDUCATION & WELFARE
Financial Statement for Period Ended
30 April 2020

PROGRAMME SUMMARY	Adopted Budget		Revised Budget		YTD Budget		YTD Actual		Forecast Actual		Comments
	Revenue \$	Expenditure \$	Revenue \$	Expenditure \$	Revenue \$	Expenditure \$	Revenue \$	Expenditure \$	Revenue \$	Expenditure \$	
<u>OPERATING EXPENDITURE</u>											
Other Education		6,119.00		7,200.22		6,000.00		5,027.92		6,102.00	
Care of Families & Children		30,764.00		30,764.00		27,267.00		22,330.11		30,764.00	
Aged & Disabled - Senior Citizens		0.00		0.00		0.00		0.00		0.00	
Other Welfare		166,100.47		168,111.11		140,070.00		134,122.56		165,965.00	
<u>OPERATING REVENUE</u>											
Other Education	0.00		0.00		0.00		0.00		0.00		
Care of Families & Children	2,400.00		2,400.00		2,000.00		2,153.42		2,400.00		
Aged & Disabled - Senior Citizens	0.00		0.00		0.00		0.00		0.00		
Other Welfare	0.00		7,260.00		6,040.00		6,260.00		0.00		
SUB-TOTAL	2,400.00	202,983.47	9,660.00	206,075.33	8,040.00	173,337.00	8,413.42	161,480.59	2,400.00	202,831.00	
<u>CAPITAL EXPENDITURE</u>											
Other Education		0.00		0.00		0.00		0.00		0.00	
Care of Families & Children		0.00		0.00		0.00		0.00		0.00	
Aged & Disabled - Senior Citizens		0.00		0.00		0.00		0.00		0.00	
Other Welfare		0.00		0.00		0.00		0.00		0.00	
<u>CAPITAL REVENUE</u>											
Other Education	0.00		0.00		0.00		0.00		0.00		
Care of Families & Children	0.00		0.00		0.00		0.00		0.00		
Aged & Disabled - Senior Citizens	0.00		0.00		0.00		0.00		0.00		
Other Welfare	0.00		0.00		0.00		0.00		0.00		
SUB-TOTAL	0.00	0.00	0.00	0.00	0.00	0.00	0.00	0.00	0.00	0.00	
TOTAL - PROGRAMME SUMMARY	2,400.00	202,983.47	9,660.00	206,075.33	8,040.00	173,337.00	8,413.42	161,480.59	2,400.00	202,831.00	

11.2.3 - Attachment 2

SHIRE OF MORAWA
 SCHEDULE 08 - EDUCATION & WELFARE
 Financial Statement for Period Ended
 30 April 2020

OTHER EDUCATION GL # JOB #	Adopted Budget		Revised Budget		YTD Budget		YTD Actual		Forecast Actual		Comments
	Revenue \$	Expenditure \$	Revenue \$	Expenditure \$	Revenue \$	Expenditure \$	Revenue \$	Expenditure \$	Revenue \$	Expenditure \$	
OPERATING EXPENDITURE											
08200 Admin Allocated - Oth Education		4,119.00		4,200.22		3,500.00		3,247.12		4,102.00	
08201 Educ/Officer's Employee Expenses		0.00		0.00		0.00		0.00		0.00	
08202 Educ/ Officer's Insurance		0.00		0.00		0.00		0.00		0.00	
08205 Education - Oth Exp.		2,000.00		3,000.00		2,500.00		1,780.80		2,000.00	
08210 MEA Consultancy		0.00		0.00		0.00		0.00		0.00	
08212 Old Hospital Expenditure (USE B07714) Jobs											
B8212 Do Not Use - Use B07714		0.00		0.00		0.00		0.00		0.00	
08215 Depreciation - Oth Education		0.00		0.00		0.00		0.00		0.00	
08216 Industry Training Centre Expenditure		0.00		0.00		0.00		0.00		0.00	
08220 Ramit Project Expenses		0.00		0.00		0.00		0.00		0.00	
OPERATING REVENUE											
08230 Other Income - Other Education	0.00		0.00		0.00		0.00		0.00		
08231 Contributions/Grants	0.00		0.00		0.00		0.00		0.00		
08232 RAMIT Grant	0.00		0.00		0.00		0.00		0.00		
SUB-TOTAL	0.00	6,119.00	0.00	7,200.22	0.00	6,000.00	0.00	5,027.92	0.00	6,102.00	
CAPITAL EXPENDITURE											
08250 Purchase Furniture & Equipment - Other Edt.		0.00		0.00		0.00		0.00		0.00	
08251 Transfer to Reserves - Other Education		0.00		0.00		0.00		0.00		0.00	
CAPITAL REVENUE											
08270 Transfer from Reserve Funds	0.00		0.00		0.00		0.00		0.00		
SUB-TOTAL	0.00	0.00	0.00	0.00	0.00	0.00	0.00	0.00	0.00	0.00	
TOTAL - OTHER EDUCATION	0.00	6,119.00	0.00	7,200.22	0.00	6,000.00	0.00	5,027.92	0.00	6,102.00	

11.2.3 - Attachment 2

SHIRE OF MORAWA
 SCHEDULE 08 - EDUCATION & WELFARE
 Financial Statement for Period Ended
 30 April 2020

CARE OF FAMILIES & CHILDREN GL # JOB #	Adopted Budget		Revised Budget		YTD Budget		YTD Actual		Forecast Actual		Bud Review Movement		Comments
	Revenue \$	Expenditure \$	Revenue \$	Expenditure \$	Revenue \$	Expenditure \$	Revenue \$	Expenditure \$	Revenue \$	Expenditure \$	Revenue \$	Expenditure \$	
<u>OPERATING EXPENDITURE</u>													
08300 Other Expenses - Families & Children		0.00		0.00		0.00		0.00		0.00			
08301 Building Mtce - Day Care Centre													
B8301 Building Maintenance - Child Care Centre - Old Building		17,220.00		17,220.00		15,608.00		15,039.16		17,220.00			
B8302 Building Mtce - Child Care Centre - Transportable		5,649.00		5,649.00		5,089.00		721.04		5,649.00			
08305 Depreciation - Child Care		7,895.00		7,895.00		6,570.00		6,569.91		7,895.00			
08306 Administration Allocated to Child Care		0.00		0.00		0.00		0.00		0.00			
<u>OPERATING REVENUE</u>													
08302 Other Income - Care of Families & Children	2,400.00		2,400.00		2,000.00		2,153.42		2,400.00				
SUB-TOTAL	2,400.00	30,764.00	2,400.00	30,764.00	2,000.00	27,267.00	2,153.42	22,330.11	2,400.00	30,764.00	0.00	0.00	
<u>CAPITAL EXPENDITURE</u>													
08350 Furniture & Equipment - Care		0.00		0.00		0.00		0.00		0.00			
<u>CAPITAL REVENUE</u>													
SUB-TOTAL	0.00	0.00	0.00	0.00	0.00	0.00	0.00	0.00	0.00	0.00	0.00	0.00	
TOTAL - CARE OF FAMILIES & CHILDREN	2,400.00	30,764.00	2,400.00	30,764.00	2,000.00	27,267.00	2,153.42	22,330.11	2,400.00	30,764.00	0.00	0.00	

11.2.3 - Attachment 2

SHIRE OF MORAWA
SCHEDULE 08 - EDUCATION & WELFARE
Financial Statement for Period Ended
30 April 2020

OTHER WELFARE GL # JOB #	Adopted Budget		Revised Budget		YTD Budget		YTD Actual		Forecast Actual		Bud Review Movement		Comments
	Revenue \$	Expenditure \$	Revenue \$	Expenditure \$	Revenue \$	Expenditure \$	Revenue \$	Expenditure \$	Revenue \$	Expenditure \$	Revenue \$	Expenditure \$	
OPERATING EXPENDITURE													
08600 Admin Allocated - Oth Welfare		33,332.00		33,991.37		28,320.00		26,274.44		33,196.53		(135.47)	
08601 Family Counsellor Housing		0.00		0.00		0.00		0.00		0.00			
08602 Com/Dev Officer Employee Expenses		70,648.73		72,000.00		59,990.00		61,549.07		70,648.73			
08603 Housing Costs Allocated - Other Welfare		0.00		0.00		0.00		0.00		0.00			
08604 Vehicle and Insurance - Oth Welfare		0.00		0.00		0.00		0.00		0.00			
08605 Youth Development Projects		28,850.00		28,850.00		24,040.00		21,268.70		28,850.00			
08606 Youth Centre Other Equipment		9,000.00		9,000.00		7,500.00		0.00		9,000.00			
08607 Youth Officer other exp		0.00		0.00		0.00		0.00		0.00			
08608 Depreciation - Oth Welfare		7,720.00		7,720.00		6,430.00		6,424.22		7,720.00			
08609 Maintenance - Youth Centre	Jobs												
B8609 Operation & Maintenance Of Youth Centre		16,549.74		16,549.74		13,790.00		18,606.13		16,549.74			
08610 Loss on Disposal of Assets - Other Welfare		0.00		0.00		0.00		0.00		0.00			
08611 Morawa Blue Tree Project		0.00		0.00		0.00		0.00		0.00			
08612 Morawa District High School band		0.00		0.00		0.00		0.00		0.00			
OPERATING REVENUE													
08630 Other Income - Other Welfare	0.00		0.00		0.00		0.00		0.00				
08631 Blue Tree Project	0.00		0.00		0.00		0.00		0.00				
08660 Grants - Roadwise Youth Safety	0.00		5,260.00		4,380.00		5,260.00		0.00				
08661 Grant Income - Youth Centre	0.00		2,000.00		1,660.00		1,000.00		0.00				
08662 Morawa DHSchool - Brass Band Sponsorshp	0.00		0.00		0.00		0.00		0.00				
SUB-TOTAL	0.00	166,100.47	7,260.00	168,111.11	6,040.00	140,070.00	6,260.00	134,122.56	0.00	165,965.00	0.00	(135.47)	
CAPITAL EXPENDITURE													
08650 Furniture & Equip - Other Welfare		0.00		0.00		0.00		0.00		0.00			
08655 Land & Bldgs - Other Welfare	Jobs												
YC8655 Youth Centre Grant		0.00		0.00		0.00		0.00		0.00			
08656 Plant & Equip Youth Dev. Officer		0.00		0.00		0.00		0.00		0.00			
08657 Transfer to Reserve - Other Welfare		0.00		0.00		0.00		0.00		0.00			
CAPITAL REVENUE													
08670 Proceeds on Asset Disposal - Other Welfare	0.00		0.00		0.00		0.00		0.00				
08671 Realisation on Asset Disposal - Other Welfare	0.00		0.00		0.00		0.00		0.00				
08672 Transfer from Reserves - Other Welfare	0.00		0.00		0.00		0.00		0.00				
SUB-TOTAL	0.00	0.00	0.00	0.00	0.00	0.00	0.00	0.00	0.00	0.00	0.00	0.00	
TOTAL - OTHER WELFARE	0.00	166,100.47	7,260.00	168,111.11	6,040.00	140,070.00	6,260.00	134,122.56	0.00	165,965.00	0.00	(135.47)	

SHIRE OF MORAWA
 SCHEDULE 09 - HOUSING
 Financial Statement for Period Ended
 30 April 2020

PROGRAMME SUMMARY	Adopted Budget		Revised Budget		YTD Budget		YTD Actual		Forecast Actual		Comments
	Revenue \$	Expenditure \$	Revenue \$	Expenditure \$	Revenue \$	Expenditure \$	Revenue \$	Expenditure \$	Revenue \$	Expenditure \$	
<u>OPERATING EXPENDITURE</u>											
Staff Housing		108,909.00		116,592.49		99,057.00		92,997.85		115,003.22	
Other Housing		83,898.00		81,519.04		67,810.00		66,228.80		83,693.36	
Aged Housing		55,335.00		64,552.63		55,911.00		45,348.53		55,335.00	
<u>OPERATING REVENUE</u>											
Staff Housing	3,500.00		3,000.00		2,500.00		2,773.79		3,500.00		
Other Housing	42,000.00		35,000.00		29,160.00		27,113.05		42,000.00		
Aged Housing	47,320.00		47,320.00		39,420.00		37,836.13		47,320.00		
SUB-TOTAL	92,820.00	248,142.00	85,320.00	262,664.16	71,080.00	222,778.00	67,722.97	204,575.18	92,820.00	254,031.58	
<u>CAPITAL EXPENDITURE</u>											
Staff Housing		35,201.74		35,201.74		8,156.00		7,256.03		35,201.74	
Other Housing		0.00		0.00		0.00		0.00		0.00	
Aged Housing		2,452.00		2,452.00		2,030.00		820.83		2,452.00	
<u>CAPITAL REVENUE</u>											
Staff Housing	0.00		0.00		0.00		0.00		0.00		
Other Housing	0.00		0.00		0.00		0.00		0.00		
Aged Housing	0.00		0.00		0.00		0.00		0.00		
SUB-TOTAL	0.00	37,653.74	0.00	37,653.74	0.00	10,186.00	0.00	8,076.86	0.00	37,653.74	
TOTAL - PROGRAMME SUMMARY	92,820.00	285,795.74	85,320.00	300,317.90	71,080.00	232,964.00	67,722.97	212,652.04	92,820.00	291,685.32	

11.2.3 - Attachment 2

SHIRE OF MORAWA
SCHEDULE 09 - HOUSING
Financial Statement for Period Ended
30 April 2020

STAFF HOUSING GL # JOB #	Adopted Budget		Revised Budget		YTD Budget		YTD Actual		Forecast Actual		Comments
	Revenue \$	Expenditure \$	Revenue \$	Expenditure \$	Revenue \$	Expenditure \$	Revenue \$	Expenditure \$	Revenue \$	Expenditure \$	
OPERATING EXPENDITURE											
09100 Admin Allocated - Staff Housing		66,646.00		67,965.49		56,630.00		52,534.46		66,376.22	
09101 Interest on Loan 135		0.00		0.00		0.00		0.00		0.00	
09102 Maint Staff House Lot 8 (2) Lodge St (Paul Buist)		4,600.00		4,600.00		4,171.00		3,465.96		4,600.00	
09103 Maint Staff House Lot 375 (20) Barnes Street - (S		8,441.00		8,441.00		7,688.00		9,230.03		8,441.00	
09104 Maint Staff House Lot 377 (24) Barnes Street - (S		5,487.00		5,487.00		5,004.00		9,268.83		5,487.00	
09105 Maint Staff House Lot 347 (11) Broad Avenue - (t		17,397.00		17,397.00		15,850.00		6,983.07		17,397.00	
09106 Maint Staff House Lot 350 (17) Broad Avenue - (.		19,249.00		45,000.00		37,470.00		46,748.54		19,249.00	
09107 Maint Staff House Rserve 3931 Oval House - (Ke		4,045.00		4,045.00		3,677.00		2,935.14		4,045.00	
09108 Maint Staff House Lot 372 (7) White Avenue - (Ct		3,240.00		3,240.00		2,985.00		1,761.04		3,240.00	
09109 Maint Staff House Lot 36 (44) Winfield Street (sh		18,737.00		33,000.00		27,460.00		32,914.62		18,737.00	
09110 Maint Staff House Lot 149 (41) Dreghorn Street -		7,934.00		5,000.00		4,120.00		3,253.33		7,934.00	
09111 Maint Staff House 18 A Evans/Richter (Duplex) -		3,994.00		3,994.00		3,672.00		5,795.85		3,994.00	
09112 Maint Staff House Lot 2 (45) Solomon Tce (EMC)		6,275.00		6,275.00		5,778.00		6,780.70		6,275.00	
09113 Maint Staff House 17 Solomon Tce - (Cheryl Waltc		5,046.00		5,046.00		4,630.00		4,717.64		5,046.00	
09114 Maint Staff House 2 Broad (lot 1&2 Milloy Street)		13,781.00		13,781.00		12,564.00		11,777.10		13,781.00	
09115 Maint Staff House 18B Evans St (Duplex) (Graen		3,910.00		7,500.00		6,230.00		9,212.26		3,910.00	
09116 Maint Staff House 41 Solomon Tce Housing Exp		0.00		0.00		0.00		0.00		0.00	
09117 Maint Staff house 2 Caulfield Street - Swimming I		10,014.00		10,014.00		8,492.00		6,219.87		10,014.00	
09118 Maint Staff house Rental 19 Broad Avenue (Do N		0.00		0.00		0.00		0.00		0.00	
09119 Main Staff House - 24 Harley Street - (CEO)		5,068.00		5,068.00		4,327.00		4,991.58		5,068.00	
09120 Depreciation - St Housing		48,627.00		48,627.00		40,520.00		40,463.39		48,627.00	
09121 Loss on Disposal of Assets - Staff Housing		0.00		0.00		0.00		0.00		0.00	
09122 Interest on Loan 136 24 Harley Street		11,919.48		11,919.48		5,959.00		4,446.16		11,919.48	
<i>Recovered amounts</i>											
09199 Less Staff Housing Costs Recovered		(155,501.48)		(189,807.48)		(158,170.00)		(170,501.72)		(149,137.48)	
OPERATING REVENUE											
09130 Housing Rental Income	0.00		0.00		0.00		0.00		0.00		
09131 Reimbursements - Staff Housing	3,000.00		3,000.00		2,500.00		2,773.79		3,000.00		
09132 Reimbursements Income Cnr Evans/Solomon Tc	500.00		0.00		0.00		0.00		500.00		
09133 Contributions - Staff Housing	0.00		0.00		0.00		0.00		0.00		
SUB-TOTAL	3,500.00	108,909.00	3,000.00	116,592.49	2,500.00	99,057.00	2,773.79	92,997.85	3,500.00	115,003.22	
CAPITAL EXPENDITURE											
09142 Blding Reserve Interest ex Muni		1,689.00		1,689.00		1,400.00		565.40		1,689.00	
09150 Purchase Furniture & Equipment - Staff Housing		0.00		0.00		0.00		0.00		0.00	
09151 Purchase Land & Buildings - Staff Housing											
09152 Transfer to Reserves - Staff Housing		20,000.00		20,000.00		0.00		0.00		20,000.00	
09160 Principal Repayments on Loan 135		0.00		0.00		0.00		0.00		0.00	
09261 Principal Repayments Loan 134		0.00		0.00		0.00		0.00		0.00	
09263 Principal Loan Repayments Loan 136 24 Harley !		13,512.74		13,512.74		6,756.00		6,690.63		13,512.74	
CAPITAL REVENUE											
09155 Transfer From Building Reserve	0.00		0.00		0.00		0.00		0.00		
09660 Loan Proceeds - Staff Housing	0.00		0.00		0.00		0.00		0.00		
SUB-TOTAL	0.00	35,201.74	0.00	35,201.74	0.00	8,156.00	0.00	7,256.03	0.00	35,201.74	
TOTAL - STAFF HOUSING	3,500.00	144,110.74	3,000.00	151,794.23	2,500.00	107,213.00	2,773.79	100,253.88	3,500.00	150,204.96	

11.2.3 - Attachment 2

SHIRE OF MORAWA
SCHEDULE 09 - HOUSING
Financial Statement for Period Ended
30 April 2020

OTHER HOUSING GL # JOB #	Adopted Budget		Revised Budget		YTD Budget		YTD Actual		Forecast Actual		Comments
	Revenue \$	Expenditure \$	Revenue \$	Expenditure \$	Revenue \$	Expenditure \$	Revenue \$	Expenditure \$	Revenue \$	Expenditure \$	
OPERATING EXPENDITURE											
09200 Administration Allocation - Oth Housing		50,393.00		51,390.04		42,820.00		39,722.87		50,188.36	
09201 Maint Single Units Jobs											
B9201A Operation And Maintenance Of Unit 1 Lot 55 Dreghorn Street		4,174.00		3,000.00		2,460.00		2,364.49		4,174.00	
B9201B Operation And Maintenance Of Unit 2 Lot 55 Dreghorn Street		4,324.00		3,000.00		2,450.00		3,778.58		4,324.00	
B9201C Operation And Maintenance Of Unit 3 Lot 55 Dreghorn Street		4,274.00		4,274.00		3,560.00		3,808.03		4,274.00	
B9203 Do Not Use		0.00		0.00		0.00		0.00		0.00	
B9204 Do Not Use		0.00		0.00		0.00		0.00		0.00	
B9205 Do Not Use		0.00		0.00		0.00		0.00		0.00	
B9206 Do Not Use		0.00		0.00		0.00		0.00		0.00	
09202 Do Not Use - (See 09117) Maint Doc Residence Jobs											
B9207 Do Not Use		0.00		0.00		0.00		0.00		0.00	
09203 Do Not use see 09115 Jobs											
B9202 Do Not Use - See 09115		0.00		0.00		0.00		0.00		0.00	
09204 Maint Lot 345 Grove Street (GEHA) Jobs											
B9208 Maintenance Lot 345 Grove Street		5,514.00		2,500.00		2,060.00		2,053.77		5,514.00	
09205 Maint Staff House 78 Yewers Avenue (Renee Kir Jobs											
B9210 Maintenance 78 Yewers Avenue		6,364.00		8,500.00		7,050.00		7,182.00		6,364.00	
09206 Lot 197 (67) Milloy Street		0.00		0.00		0.00		0.00		0.00	
09207 Rental - 40 Broad Avenue (Use 09115)		0.00		0.00		0.00		0.00		0.00	
09208 Other Expenses - Other Housing		0.00		0.00		0.00		0.00		0.00	
09209 Maint Doc Residence Waddilove Street Jobs											
B9209 Doc'S Waddilove Street House Mtce		5,574.00		5,574.00		4,680.00		3,787.71		5,574.00	
09220 Loan 138 Interest - Doctor's House		0.00		0.00		0.00		0.00		0.00	
09221 Loan 133 Interest - GEHA Housing		0.00		0.00		0.00		(49.40)		0.00	
09223 Depreciation - Oth Housing		8,855.00		8,855.00		7,370.00		7,368.46		8,855.00	
09224 Loan 134 Interest - 2 Broad St		0.00		0.00		0.00		0.00		0.00	
<i>Recovered amounts</i>											
09222 Less Other Housing Recovered		(5,574.00)		(5,574.00)		(4,640.00)		(3,787.71)		(5,574.00)	
OPERATING REVENUE											
09230 Income from Single Units	20,000.00		15,000.00		12,500.00		12,696.00		20,000.00		
09231 Income from 18B Evans/Richter (Duplex)	0.00		0.00		0.00		0.00		0.00		
09232 Income from Lot 345 Grove Street (GEHA)	22,000.00		20,000.00		16,660.00		14,417.05		22,000.00		
09233 Income from Lot 78 Yewers	0.00		0.00		0.00		0.00		0.00		
09234 Income from Doctors Residence	0.00		0.00		0.00		0.00		0.00		
09235 Rental 18A Evans Street	0.00		0.00		0.00		0.00		0.00		
SUB-TOTAL	42,000.00	83,898.00	35,000.00	81,519.04	29,160.00	67,810.00	27,113.05	66,228.80	42,000.00	83,693.36	
CAPITAL EXPENDITURE											
09250 Purchase Furniture & Equipment - Other Housing		0.00		0.00		0.00		0.00		0.00	
09251 Purchase Land & Buildings - Other Housing Jobs											
09260 Principal Repayments Loan 133		0.00		0.00		0.00		0.00		0.00	
09262 Principal Loan Repayments Loan 138 Doctor's H		0.00		0.00		0.00		0.00		0.00	
CAPITAL REVENUE											
SUB-TOTAL	0.00	0.00	0.00	0.00	0.00	0.00	0.00	0.00	0.00	0.00	
TOTAL - OTHER HOUSING	42,000.00	83,898.00	35,000.00	81,519.04	29,160.00	67,810.00	27,113.05	66,228.80	42,000.00	83,693.36	

11.2.3 - Attachment 2

SHIRE OF MORAWA
SCHEDULE 09 - HOUSING
Financial Statement for Period Ended
30 April 2020

AGED HOUSING GL # JOB #	Adopted Budget		Revised Budget		YTD Budget		YTD Actual		Forecast Actual		Comments
	Revenue \$	Expenditure \$	Revenue \$	Expenditure \$	Revenue \$	Expenditure \$	Revenue \$	Expenditure \$	Revenue \$	Expenditure \$	
OPERATING EXPENDITURE											
09301	AGED HOUSING CONSTRUCTION (not Council										
	B09301 **Do Not Use**Aged Care S/Be B09351	0.00	0.00	0.00	0.00	0.00	0.00	0.00	0.00	0.00	
09302	Aged Housing Salaries & Wages	0.00	0.00	0.00	0.00	0.00	0.00	0.00	0.00	0.00	
09303	Aged Housing Superannuation	0.00	0.00	0.00	0.00	0.00	0.00	0.00	0.00	0.00	
09304	Aged Housing Workers Compensation Insurance	0.00	0.00	0.00	0.00	0.00	0.00	0.00	0.00	0.00	
09331	Aged Care Units Operations										
	B09301 Unit 1 - J/V Aged - Yewers Ave Operations	2,036.00	2,036.00	1,834.00	414.70	2,036.00	2,036.00	1,834.00	414.70	2,036.00	
	B09302 Unit 2 - J/V Aged - Yewers Ave Operations	2,036.00	2,036.00	1,834.00	414.70	2,036.00	2,036.00	1,834.00	414.70	2,036.00	
	B09303 Unit 3 - J/V Aged - Yewers Ave Operations	4,536.00	4,536.00	4,101.00	555.86	4,536.00	4,536.00	4,101.00	555.86	4,536.00	
	B09304 Unit 4 - J/V Aged - Yewers Ave Operations	2,037.00	2,037.00	1,835.00	414.70	2,037.00	2,037.00	1,835.00	414.70	2,037.00	
	B09305 Unit 5 - Aged - Yewers Ave Operations	2,039.00	2,039.00	1,835.00	445.50	2,039.00	2,039.00	1,835.00	445.50	2,039.00	
	B09306 Unit 6 - Aged - Yewers Ave Operations	2,039.00	2,039.00	1,835.00	704.37	2,039.00	2,039.00	1,835.00	704.37	2,039.00	
	B09307 Unit 7 - Aged - Yewers Ave Operations	2,039.00	2,039.00	1,835.00	705.38	2,039.00	2,039.00	1,835.00	705.38	2,039.00	
	B09308 Unit 8 - Aged - Yewers Ave Operations	2,039.00	2,039.00	1,835.00	695.88	2,039.00	2,039.00	1,835.00	695.88	2,039.00	
	B09309 Unit 9 - Aged - Yewers Ave Operations	2,041.00	2,041.00	1,837.00	1,261.78	2,041.00	2,041.00	1,837.00	1,261.78	2,041.00	
	B09320 Common - Aged - Yewers Ave Operations	1,000.00	5,516.01	4,590.00	1,000.00	1,000.00	5,628.08	4,590.00	5,628.08	1,000.00	
09332	Reimbursements - Aged Persons Units	0.00	0.00	0.00	1,300.00	0.00	1,300.00	0.00	1,300.00	0.00	
09333	Aged Care Units Maintenance										
	BM9301 Unit 1 - J/V Aged - Yewers Ave Maintenance	1,378.00	1,378.00	1,228.00	1,313.85	1,378.00	1,378.00	1,228.00	1,313.85	1,378.00	
	BM9302 Unit 2 - J/V Aged - Yewers Ave Maintenance	1,378.00	1,378.00	1,228.00	1,329.33	1,378.00	1,378.00	1,228.00	1,329.33	1,378.00	
	BM9303 Unit 3 - J/V Aged - Yewers Ave Maintenance	1,378.00	6,079.62	5,050.00	6,176.46	1,378.00	1,378.00	5,050.00	6,176.46	1,378.00	
	BM9304 Unit 4 - J/V Aged - Yewers Ave Maintenance	1,778.00	1,778.00	1,589.00	500.57	1,778.00	1,778.00	1,589.00	500.57	1,778.00	
	BM9305 Unit 5 - Aged - Yewers Ave Maintenance	1,728.00	1,728.00	1,546.00	792.50	1,728.00	1,728.00	1,546.00	792.50	1,728.00	
	BM9306 Unit 6 - Aged - Yewers Ave Maintenance	978.00	978.00	865.00	1,098.10	978.00	978.00	865.00	1,098.10	978.00	
	BM9307 Unit 7 - Aged - Yewers Ave Maintenance	1,128.00	1,128.00	994.00	337.05	1,128.00	1,128.00	994.00	337.05	1,128.00	
	BM9308 Unit 8 - Aged - Yewers Ave Maintenance	978.00	978.00	865.00	401.33	978.00	978.00	865.00	401.33	978.00	
	BM9309 Unit 9 - Aged - Yewers Ave Maintenance	978.00	978.00	865.00	226.90	978.00	978.00	865.00	226.90	978.00	
	BM9320 Common - Aged - Yewers Ave Maintenance	2,463.00	2,463.00	2,210.00	4,366.87	2,463.00	2,463.00	2,210.00	4,366.87	2,463.00	
09350	Depreciation - Aged Housing	19,328.00	19,328.00	16,100.00	16,264.62	19,328.00	19,328.00	16,100.00	16,264.62	19,328.00	
OPERATING REVENUE											
09330	Grants/Contributions Aged Care	0.00	0.00	0.00	0.00	0.00	0.00	0.00	0.00	0.00	
09335	Aged Care Unit 1 Income	7,000.00	7,000.00	5,830.00	6,397.56	7,000.00	7,000.00	5,830.00	6,397.56	7,000.00	
09336	Aged Care Unit 2 Income	5,800.00	5,800.00	4,830.00	4,348.50	5,800.00	5,800.00	4,830.00	4,348.50	5,800.00	
09337	Aged Care Unit 3 Income	7,000.00	7,000.00	5,830.00	6,460.00	7,000.00	7,000.00	5,830.00	6,460.00	7,000.00	
09338	Aged Care Unit 4 Income	6,720.00	6,720.00	5,600.00	6,720.00	6,720.00	6,720.00	5,600.00	6,720.00	6,720.00	
09339	Aged Care Unit 5 Income	7,800.00	7,800.00	6,500.00	7,800.00	7,800.00	7,800.00	6,500.00	7,800.00	7,800.00	
09340	Aged Care Unit 6 Income	0.00	0.00	0.00	250.00	0.00	0.00	0.00	250.00	0.00	
09341	Aged Care Unit 7 Income	0.00	0.00	0.00	0.00	0.00	0.00	0.00	0.00	0.00	
09342	Aged Care Unit 8 Income	0.00	0.00	0.00	0.00	0.00	0.00	0.00	0.00	0.00	
09343	Aged Care Unit 9 Income	13,000.00	13,000.00	10,830.00	11,310.07	13,000.00	13,000.00	10,830.00	11,310.07	13,000.00	
SUB-TOTAL		47,320.00	55,335.00	47,320.00	64,552.63	39,420.00	55,911.00	37,836.13	45,348.53	47,320.00	55,335.00
CAPITAL EXPENDITURE											
09351	Purchase Land & Buildings - Aged Housing										
09352	Transfer to Shire Aged Housing Reserve - units 6	0.00	0.00	0.00	0.00	0.00	0.00	0.00	0.00	0.00	
09353	Trsfr Interest to Shire Aged Housing Reserve - ur	170.00	170.00	140.00	56.93	170.00	170.00	140.00	56.93	170.00	
09354	Transfer to J/V Aged Housing Reserve - ex MCC	0.00	0.00	0.00	0.00	0.00	0.00	0.00	0.00	0.00	
09355	Trsfr Interest to J/V Aged Housing Reserve - ex N	1,266.00	1,016.00	840.00	423.74	1,266.00	1,266.00	840.00	423.74	1,266.00	
09356	Trsfr to Shire Aged Housing Reserve - Unit 5	0.00	0.00	0.00	340.16	0.00	0.00	0.00	340.16	0.00	
09357	Tsfr Interest to Shire Aged Housing Reserve - Un	1,016.00	1,266.00	1,050.00	1,266.00	1,016.00	1,016.00	1,050.00	1,266.00	1,016.00	
09358	Purchase Land - Aged housing										
	B09345 Lots 558 & 559 Yewers Street	0.00	0.00	0.00	0.00	0.00	0.00	0.00	0.00	0.00	

11.2.3 - Attachment 2

SHIRE OF MORAWA
 SCHEDULE 09 - HOUSING
 Financial Statement for Period Ended
 30 April 2020

AGED HOUSING GL # JOB #	Adopted Budget		Revised Budget		YTD Budget		YTD Actual		Forecast Actual		Comments
	Revenue \$	Expenditure \$	Revenue \$	Expenditure \$	Revenue \$	Expenditure \$	Revenue \$	Expenditure \$	Revenue \$	Expenditure \$	
<u>CAPITAL REVENUE</u>											
09370 Transfer from Shire Aged Housing Reserve - Unit	0.00		0.00		0.00		0.00		0.00		
09371 Transfer from J/V Aged Housing Reserve - ex MC	0.00		0.00		0.00		0.00		0.00		
09372 Transfer from Aged Housing Reserve - Unit 5	0.00		0.00		0.00		0.00		0.00		
SUB-TOTAL	0.00	2,452.00	0.00	2,452.00	0.00	2,030.00	0.00	820.83	0.00	2,452.00	
TOTAL - AGED HOUSING	47,320.00	57,787.00	47,320.00	67,004.63	39,420.00	57,941.00	37,836.13	46,169.36	47,320.00	57,787.00	

SHIRE OF MORAWA
SCHEDULE 10 - COMMUNITY AMENITIES
Financial Statement for Period Ended
30 April 2020

PROGRAMME SUMMARY	Adopted Budget		Revised Budget		YTD Budget		YTD Actual		Forecast Actual		Comments
	Revenue \$	Expenditure \$	Revenue \$	Expenditure \$	Revenue \$	Expenditure \$	Revenue \$	Expenditure \$	Revenue \$	Expenditure \$	
OPERATING EXPENDITURE											
Sanitation - Household Refuse		193,365.00		203,028.75		169,786.00		175,806.41		203,230.69	
Sanitation - Other		111,690.00		124,484.25		110,453.00		85,806.45	▼	124,193.28	
Sewerage		138,884.00		139,026.10		116,616.00		124,934.48		138,855.05	
Urban Stormwater Drainage		9,723.00		9,723.00		8,821.00		0.00		9,723.00	
Protection Of Environment		0.00		0.00		0.00		0.00		0.00	
Town Planning & Regional Development		34,974.00		32,793.42		27,430.00		15,153.86	▼	34,908.36	
Other Community Amenities		157,250.54		132,393.90		117,346.00		79,532.53	▼	143,236.03	
OPERATING REVENUE											
Sanitation - Household Refuse	105,095.00		104,345.00		104,125.00		102,856.36			104,345.00	
Sanitation - Other	73,981.00		67,741.52		67,481.00		66,383.81			67,741.52	
Sewerage	257,501.37		262,246.90		260,246.00		258,966.10			257,501.37	
Urban Stormwater Drainage	0.00		0.00		0.00		0.00			0.00	
Protection Of Environment	0.00		0.00		0.00		0.00			0.00	
Town Planning & Regional Development	3,000.00		1,500.00		1,250.00		3,764.40			3,000.00	
Other Community Amenities	86,400.00		84,700.00		70,560.00		83,152.03		▲	86,400.00	
SUB-TOTAL	525,977.37	645,886.54	520,533.42	641,449.42	503,662.00	550,452.00	515,122.70	481,233.73		518,987.89	654,146.41
CAPITAL EXPENDITURE											
Sanitation - Household Refuse		5,000.00		4,000.00		4,000.00		0.00			5,000.00
Sanitation - Other		0.00		0.00		0.00		0.00			0.00
Sewerage		129,441.00		102,441.00		51,700.00		25,387.99	▼		129,441.00
Urban Stormwater Drainage		0.00		0.00		0.00		0.00			0.00
Protection Of Environment		0.00		0.00		0.00		0.00			0.00
Town Planning & Regional Development		0.00		0.00		0.00		0.00			0.00
Other Community Amenities		130,000.00		128,000.00		109,160.00		112,403.99			130,000.00
CAPITAL REVENUE											
Sanitation - Household Refuse	0.00		0.00		0.00		0.00			0.00	
Sanitation - Other	0.00		0.00		0.00		0.00			0.00	
Sewerage	75,000.00		75,000.00		62,500.00		0.00		▼	75,000.00	
Urban Stormwater Drainage	0.00		0.00		0.00		0.00			0.00	
Protection Of Environment	0.00		0.00		0.00		0.00			0.00	
Town Planning & Regional Development	0.00		0.00		0.00		0.00			0.00	
Other Community Amenities	0.00		0.00		0.00		0.00			0.00	
SUB-TOTAL	75,000.00	264,441.00	75,000.00	234,441.00	62,500.00	164,860.00	0.00	137,791.98		75,000.00	264,441.00
TOTAL - PROGRAMME SUMMARY	600,977.37	910,327.54	595,533.42	875,890.42	566,162.00	715,312.00	515,122.70	619,025.71		593,987.89	918,587.41

11.2.3 - Attachment 2

SHIRE OF MORAWA
 SCHEDULE 10 - COMMUNITY AMENITIES
 Financial Statement for Period Ended
 30 April 2020

SANITATION - HOUSEHOLD REFUSE GL # JOB #	Adopted Budget		Revised Budget		YTD Budget		YTD Actual		Forecast Actual		Comments
	Revenue \$	Expenditure \$	Revenue \$	Expenditure \$	Revenue \$	Expenditure \$	Revenue \$	Expenditure \$	Revenue \$	Expenditure \$	
OPERATING EXPENDITURE											
10100 Administration Allocation - Sanitation		33,215.00		33,872.75		28,220.00		26,183.08		33,080.69	
10101 Domestic Refuse Collection		30,000.00		30,000.00		25,378.00		22,173.47		30,000.00	
10102 Tip Maintenance Costs											
10102 Tip Maintenance Costs - Morawa		35,994.00		40,000.00		33,320.00		45,096.59		35,994.00	
10103 Tip Maintenance - Gultha		0.00		0.00		0.00		0.00		0.00	
10104 Tip Maintenance - Canna		10,000.00		5,000.00		4,150.00		4,480.43		10,000.00	
10103 Tip Maintenance - Gultha		0.00		0.00		0.00		0.00		0.00	
10104 Tip Maintenance - Canna		0.00		0.00		0.00		0.00		0.00	
10105 Street Bins Collected		5,000.00		5,000.00		4,160.00		2,843.94		5,000.00	
10106 Purchase bins for Resale		1,500.00		1,500.00		1,500.00		0.00		1,500.00	
10107 Depreciation - Sanitation Refuse		10,740.00		10,740.00		8,950.00		9,038.66		10,740.00	
10108 Salaries & Wages - Sanitation-H/Hold Refuse		0.00		0.00		0.00		0.00		0.00	
10109 Superannuation - Sanitation-H/Hold Refuse		0.00		0.00		0.00		0.00		0.00	
10110 Refuse/Transfer Stn Office Maintenance		1,916.00		1,916.00		1,608.00		1,263.87		1,916.00	
10111 Housing Costs Allocated - Sanitation Household		0.00		0.00		0.00		0.00		0.00	
10112 External Refuse Services (MEEDAC)		65,000.00		75,000.00		62,500.00		64,726.37		75,000.00	
OPERATING REVENUE											
10130 Domestic Rubbish Collection Charges	103,095.00		103,095.00		103,095.00		102,700.00		103,095.00		
10131 Sale of Bins	1,000.00		1,000.00		830.00		90.91		1,000.00		
10132 Refuse Site Dumping Charges	1,000.00		250.00		200.00		65.45		250.00		
10133 Contribution Income - Sanitation Household I	0.00		0.00		0.00		0.00		0.00		
SUB-TOTAL	105,095.00	193,365.00	104,345.00	203,028.75	104,125.00	169,786.00	102,856.36	175,806.41	104,345.00	203,230.69	
CAPITAL EXPENDITURE											
10150 Purchase Plant & Equipment - Sanitation - H		0.00		0.00		0.00		0.00		0.00	
10151 Infrastructure Other - Sanitation Household F											
10152 Transfer to Reserve ex Muni		0.00		0.00		0.00		0.00		0.00	
10153 Transfer Interest to Reserve ex Muni (Refuse)		0.00		0.00		0.00		0.00		0.00	
10154 PURCHASE BUILDINGS - SANITATION - HC											
B10154 Refuse Transfer Station - Canna		5,000.00		4,000.00		4,000.00		0.00		5,000.00	
10155 PURCHASE LAND - SANITATION - HOUSEHOLD											
B10155 Purchase Land For New Waste Site		0.00		0.00		0.00		0.00		0.00	
CAPITAL REVENUE											
10140 Transfer ex Reserve funds	0.00		0.00		0.00		0.00		0.00		
SUB-TOTAL	0.00	5,000.00	0.00	4,000.00	0.00	4,000.00	0.00	0.00	0.00	5,000.00	
TOTAL - SANITATION - HOUSEHOLD REFUSE	105,095.00	198,365.00	104,345.00	207,028.75	104,125.00	173,786.00	102,856.36	175,806.41	104,345.00	208,230.69	

11.2.3 - Attachment 2

SHIRE OF MORAWA
 SCHEDULE 10 - COMMUNITY AMENITIES
 Financial Statement for Period Ended
 30 April 2020

SANITATION - OTHER GL # JOB #	Adopted Budget		Revised Budget		YTD Budget		YTD Actual		Forecast Actual		Comments
	Revenue \$	Expenditure \$	Revenue \$	Expenditure \$	Revenue \$	Expenditure \$	Revenue \$	Expenditure \$	Revenue \$	Expenditure \$	
OPERATING EXPENDITURE											
10200 Administration Allocated - Oth Sanitation		12,202.00		12,443.25		10,360.00		9,617.76		12,152.28	
10201 Drummuster Expenses		2,663.00		2,663.00		1,995.00		0.00		2,663.00	
10202 Commercial Refuse Collection		40,000.00		35,000.00		29,160.00		29,044.44		35,000.00	
10203 Town Clean Day/s		5,450.00		12,500.00		10,410.00		10,587.37		12,500.00	
10204 Litter Control Expenses - Other		9,497.00		20,000.00		16,650.00		16,571.88		20,000.00	
10205 Waste Management Strategy		41,878.00		41,878.00		41,878.00		19,985.00		41,878.00	
10206 Cardboard Bailing		0.00		0.00		0.00		0.00		0.00	
OPERATING REVENUE											
10230 Income Relating to Drummuster & Sale of Sc	1,000.00		1,000.00		830.00		142.29		1,000.00		
10231 Commercial Rubbish Collection Charges	71,981.00		66,176.07		66,176.00		66,176.07		66,176.07		
10232 Waste Levy	0.00		0.00		0.00		0.00		0.00		
10233 Refuse Charges - Transfer Station	0.00		65.45		65.00		65.45		65.45		
10234 Grant Income - Waste Management Project	0.00		0.00		0.00		0.00		0.00		
10235 Reimbursements - Sanitation	1,000.00		500.00		410.00		0.00		500.00		
SUB-TOTAL	73,981.00	111,690.00	67,741.52	124,484.25	67,481.00	110,453.00	66,383.81	85,806.45	67,741.52	124,193.28	
CAPITAL EXPENDITURE											
10250 Purchase Plant & Equipment - Sanitation - O		0.00		0.00		0.00		0.00		0.00	
CAPITAL REVENUE											
SUB-TOTAL	0.00	0.00	0.00	0.00	0.00	0.00	0.00	0.00	0.00	0.00	
TOTAL - SANITATION - OTHER	73,981.00	111,690.00	67,741.52	124,484.25	67,481.00	110,453.00	66,383.81	85,806.45	67,741.52	124,193.28	

11.2.3 - Attachment 2

SHIRE OF MORAWA
 SCHEDULE 10 - COMMUNITY AMENITIES
 Financial Statement for Period Ended
 30 April 2020

SEWERAGE GL # JOB #	Adopted Budget		Revised Budget		YTD Budget		YTD Actual		Forecast Actual		Comments
	Revenue \$	Expenditure \$	Revenue \$	Expenditure \$	Revenue \$	Expenditure \$	Revenue \$	Expenditure \$	Revenue \$	Expenditure \$	
OPERATING EXPENDITURE											
10300 Administration Allocated - Sewerage		7,173.00		7,315.10		6,090.00		5,654.66		7,144.05	
10301 Sewerage Scheme Maintenance											
B10301 Sewerage Scheme Maintenance		63,767.00		63,767.00		53,906.00		61,607.94		63,767.00	
10302 Sewerage Audit & License Fees		0.00		0.00		0.00		811.47		0.00	
10303 Depreciation - Sewerage		67,944.00		67,944.00		56,620.00		56,860.41		67,944.00	
OPERATING REVENUE											
10330 Vacant Land Sewerage Fees	8,754.00		8,754.00		8,754.00		8,754.32		8,754.00		
10331 Mining Sewerage Fees	0.00		0.00		0.00		0.00		0.00		
10332 First Major Fixed Sewerage Fees (Non Rate)	10,571.00		12,000.00		10,000.00		9,610.00		10,571.00		
10333 Additional Major Fixture Sewerage Fees (Non Rate)	38,916.00		38,916.00		38,916.00		38,916.00		38,916.00		
10334 Residential Sewerage Fees	162,409.37		163,050.90		163,050.00		162,159.75		162,409.37		
10335 Commercial Sewerage Fees	36,851.00		36,851.00		36,851.00		36,851.03		36,851.00		
10336 Grant Income Sewerage	0.00		0.00		0.00		0.00		0.00		
10337 Liquid Waste Disposal	0.00		0.00		0.00		0.00		0.00		
10338 Contributions to Sewerage	0.00		2,675.00		2,675.00		2,675.00		0.00		
SUB-TOTAL	257,501.37	138,884.00	262,246.90	139,026.10	260,246.00	116,616.00	258,966.10	124,934.48	257,501.37	138,855.05	
CAPITAL EXPENDITURE											
10304 Transfer reserve interest ex muni (Sewerage)		4,441.00		4,441.00		3,700.00		1,486.36		4,441.00	
10314 Transfer to Reserve - Sewerage		50,000.00		50,000.00		0.00		0.00		50,000.00	
10324 Sewerage Upgrade (DO NOT USE - SEE 10)		0.00		0.00		0.00		0.00		0.00	
10325 Sewerage Upgrade		75,000.00		48,000.00		48,000.00		23,901.63	▼	75,000.00	
10350 Purchase Plant & Equipment - Sewerage		0.00		0.00		0.00		0.00		0.00	
CAPITAL REVENUE											
10340 TRANSFERS EX RESERVE	75,000.00		75,000.00		62,500.00		0.00		▼	75,000.00	
SUB-TOTAL	75,000.00	129,441.00	75,000.00	102,441.00	62,500.00	51,700.00	0.00	25,387.99		75,000.00	129,441.00
TOTAL - SEWERAGE	332,501.37	268,325.00	337,246.90	241,467.10	322,746.00	168,316.00	258,966.10	150,322.47		332,501.37	268,296.05

11.2.3 - Attachment 2

SHIRE OF MORAWA
 SCHEDULE 10 - COMMUNITY AMENITIES
 Financial Statement for Period Ended
 30 April 2020

URBAN STORMWATER DRAINAGE GL # JOB #	Adopted Budget		Revised Budget		YTD Budget		YTD Actual		Forecast Actual		Comments
	Revenue \$	Expenditure \$	Revenue \$	Expenditure \$	Revenue \$	Expenditure \$	Revenue \$	Expenditure \$	Revenue \$	Expenditure \$	
<u>OPERATING EXPENDITURE</u>											
10400 Expenses Relating to Urban Stormwater Drainage		9,723.00		9,723.00		8,821.00		0.00		9,723.00	
<u>OPERATING REVENUE</u>											
10401 Income Relating to Urban Stormwater Drainage	0.00		0.00		0.00		0.00		0.00		
SUB-TOTAL	0.00	9,723.00	0.00	9,723.00	0.00	8,821.00	0.00	0.00	0.00	9,723.00	
<u>CAPITAL EXPENDITURE</u>											
10450 Purchase Plant & Equipment - Urban Stormwater Drainage		0.00		0.00		0.00		0.00		0.00	
<u>CAPITAL REVENUE</u>											
SUB-TOTAL	0.00	0.00	0.00	0.00	0.00	0.00	0.00	0.00	0.00	0.00	
TOTAL - URBAN STORMWATER DRAINAGE	0.00	9,723.00	0.00	9,723.00	0.00	8,821.00	0.00	0.00	0.00	9,723.00	

11.2.3 - Attachment 2

SHIRE OF MORAWA
 SCHEDULE 10 - COMMUNITY AMENITIES
 Financial Statement for Period Ended
 30 April 2020

TOWN PLANNING & REGIONAL DEVELOPMENT GL # JOB #	Adopted Budget		Revised Budget		YTD Budget		YTD Actual		Forecast Actual		Comments
	Revenue \$	Expenditure \$	Revenue \$	Expenditure \$	Revenue \$	Expenditure \$	Revenue \$	Expenditure \$	Revenue \$	Expenditure \$	
OPERATING EXPENDITURE											
10600 Administration Allocated - T Planning		16,148.00		16,467.42		13,720.00		12,728.94		16,082.36	
10601 Scheme Review - T Planning		0.00		0.00		0.00		2,242.92		0.00	
10602 Other Expenses - T Planning		10,000.00		7,500.00		6,250.00		0.00		10,000.00	
10603 Expenses Allocated from Health - T Planning		8,826.00		8,826.00		7,460.00		182.00		8,826.00	
10604 Super Towns Planning Expenditure											
ST001 Morawa Supertown Local Planning Strategy		0.00		0.00		0.00		0.00		0.00	
ST002 Morawa Supertown Town Centre Urban Desi		0.00		0.00		0.00		0.00		0.00	
ST003 Morawa Supertown Omnibus Scheme Amen		0.00		0.00		0.00		0.00		0.00	
OPERATING REVENUE											
10630 Income Relating to Town Planning & Region:	3,000.00		1,500.00		1,250.00		3,764.40		3,000.00		
10631 Super Towns Planning Income	0.00		0.00		0.00		0.00		0.00		
SUB-TOTAL	3,000.00	34,974.00	1,500.00	32,793.42	1,250.00	27,430.00	3,764.40	15,153.86	3,000.00	34,908.36	
CAPITAL EXPENDITURE											
10650 Purchase Furniture & Equipment - Town Plar		0.00		0.00		0.00		0.00		0.00	
10651 Purchase Plant & Equipment - Town Plannin		0.00		0.00		0.00		0.00		0.00	
CAPITAL REVENUE											
SUB-TOTAL	0.00	0.00	0.00	0.00	0.00	0.00	0.00	0.00	0.00	0.00	
TOTAL - TOWN PLANNING & REGIONAL DEVELOPMENT	3,000.00	34,974.00	1,500.00	32,793.42	1,250.00	27,430.00	3,764.40	15,153.86	3,000.00	34,908.36	

11.2.3 - Attachment 2

SHIRE OF MORAWA
SCHEDULE 10 - COMMUNITY AMENITIES
Financial Statement for Period Ended
30 April 2020

OTHER COMMUNITY AMENITIES GL # JOB #		Adopted Budget		Revised Budget		YTD Budget		YTD Actual		Forecast Actual		Comments
		Revenue \$	Expenditure \$	Revenue \$	Expenditure \$	Revenue \$	Expenditure \$	Revenue \$	Expenditure \$	Revenue \$	Expenditure \$	
OPERATING EXPENDITURE												
10700	Administration Allocated - Oth Comm Amen		21,655.00		22,084.03		18,400.00		17,070.11		21,567.63	
10701	Expenses Relating to Community Street Stal		6,610.83		3,500.00		2,910.00		837.58		3,500.00	
10702	Maintenance - Public Conveniences - New A											
	B10702 Maintenance - Public Conveniences		31,358.53		20,000.00		16,640.00		14,338.10		31,358.53	
10703	Maintenance - Public Conveniences - Info Bc		14,732.18		14,732.18		13,367.00		1,286.97	▼	14,732.18	
10704	Operation of Cemeteries											
	B10704 Operation Of Cemeteries		19,000.00		19,000.00		16,052.00		24,376.20		19,000.00	
10705	Canna Toilets Maintenance											
	B10705 Canna Toilets Maintenance		0.00		0.00		0.00		278.96		0.00	
10706	Vacant Town Land Expenses		0.00		0.00		0.00		0.00		0.00	
10707	Deep Drainage & Other NRM Expenses		0.00		0.00		0.00		0.00		0.00	
10708	Hairdressing Salon Expenditure		4,994.00		4,994.00		4,120.00		2,338.37		4,994.00	
10709	Frosty's Yard Expenditure		1,986.00		1,500.00		1,230.00		489.00		1,500.00	
10710	39 Solomon Terrace		450.00		450.00		370.00		534.90		450.00	
10711	Gutha Dam Repairs		2,308.00		0.00		0.00		0.00		0.00	
10712	Canna Dam Repairs		3,936.00		0.00		0.00		1,557.31		0.00	
10713	Second Hand Shop		0.00		0.00		0.00		0.00		0.00	
10714	Community Bus Expenses		7,423.00		3,000.00		2,500.00		745.91		3,000.00	
10715	Old Railway Building											
	B10715 Old Railway Building Maintenance		1,891.00		1,891.00		1,891.00		763.68		1,891.00	
10716	Depreciation - Other Community Services		7,906.00		7,906.00		6,580.00		6,578.75		7,906.00	
10717	Morawa Heritage Inventory		25,000.00		25,000.00		25,000.00		0.00	▼	25,000.00	
10718	Bond Refund - Community Bus Hire		0.00		300.00		250.00		300.00		300.00	
10720	Loss on Disposal of Assets - Other Commu		8,000.00		8,036.69		8,036.69		8,036.69		8,036.69	
OPERATING REVENUE												
10730	Burial Fees	2,000.00		2,000.00		1,660.00		927.28			2,000.00	
10731	Niche/Monument Fees	200.00		200.00		160.00		154.55			200.00	
10732	Reimbursements/Contributions - Other Comr	0.00		0.00		0.00		0.00			0.00	
10733	Hair Dresser Property Income	1,500.00		1,500.00		1,250.00		1,865.65			1,500.00	
10734	Frosty's Yard Income	0.00		0.00		0.00		0.00			0.00	
10735	Community Bus Income	2,700.00		1,000.00		830.00		204.55			2,700.00	
10736	Old Railway Building Income	0.00		0.00		0.00		0.00			0.00	
10737	Grant Income for Gutha Dam	0.00		0.00		0.00		0.00			0.00	
10738	Bond - Community Bus Hire	0.00		0.00		0.00		0.00			0.00	
10740	Grants - Gutha and Canna Dams	0.00		0.00		0.00		0.00			0.00	
10741	Grants/Contributions	80,000.00		80,000.00		66,660.00		80,000.00		▲	80,000.00	
10742	Profit on Disposal of Assets - Other Commu	0.00		0.00		0.00		0.00			0.00	
37325	Grant Income - R4R	0.00		0.00		0.00		0.00			0.00	
SUB-TOTAL		86,400.00	157,250.54	84,700.00	132,393.90	70,560.00	117,346.00	83,152.03	79,532.53		86,400.00	143,236.03
CAPITAL EXPENDITURE												
10750	Purchase Land & Buildings - Other Commu											
	B1075 Canna Toilets - Capital Exp.Do Not Use		0.00		0.00		0.00		0.00		0.00	
	B10750 Cemetery Upgrade		0.00		0.00		0.00		0.00		0.00	
10751	Purchase Plant & Equipment - Other Commu		115,000.00		113,000.00		94,160.00		112,403.99	▲	115,000.00	
10752	Infrastructure Other - Other Community Ame		15,000.00		15,000.00		15,000.00		0.00	▼	15,000.00	
CAPITAL REVENUE												
10770	Transfer from Reserves - Other Community /	0.00		0.00		0.00		0.00			0.00	
10771	Proceeds on Asset Disposal - Other Commu	5,000.00		4,545.45		3,780.00		4,545.45			4,545.45	
10772	Realisation of Asset Disposal - Other Commu	(5,000.00)		(4,545.45)		(3,780.00)		(4,545.45)			(4,545.45)	
SUB-TOTAL		0.00	130,000.00	0.00	128,000.00	0.00	109,160.00	0.00	112,403.99		0.00	130,000.00

11.2.3 - Attachment 2

SHIRE OF MORAWA
 SCHEDULE 10 - COMMUNITY AMENITIES
 Financial Statement for Period Ended
 30 April 2020

OTHER COMMUNITY AMENITIES GL# JOB#	Adopted Budget		Revised Budget		YTD Budget		YTD Actual		Forecast Actual		Comments
	Revenue	Expenditure	Revenue	Expenditure	Revenue	Expenditure	Revenue	Expenditure	Revenue	Expenditure	
	\$	\$	\$	\$	\$	\$	\$	\$	\$	\$	
TOTAL - OTHER COMMUNITY AMENITIES	86,400.00	287,250.54	84,700.00	260,393.90	70,560.00	226,506.00	83,152.03	191,936.52	86,400.00	273,236.03	

SHIRE OF MORAWA
 SCHEDULE 11 - RECREATION & CULTURE
 Financial Statement for Period Ended
 30 April 2020

PROGRAMME SUMMARY	Adopted Budget		Revised Budget		YTD Budget		YTD Actual		Forecast Actual		Comments
	Revenue \$	Expenditure \$	Revenue \$	Expenditure \$	Revenue \$	Expenditure \$	Revenue \$	Expenditure \$	Revenue \$	Expenditure \$	
OPERATING EXPENDITURE											
Public Halls & Civic Centres		154,252.70		155,072.68		133,378.00		123,301.02		154,084.86	
Swimming Areas and Beaches		344,358.23		319,791.86		267,332.00		279,079.66		344,188.23	
Other Recreation & Sport		760,281.70		915,766.07		764,836.00		817,573.99		760,056.79	
Television and Rebroadcasting		3,186.00		1,500.00		1,230.00		1,320.00		1,500.00	
Libraries		27,135.00		27,244.20		22,680.00		21,126.73		26,662.09	
Other Culture		67,575.00		69,200.87		49,996.00		43,629.47		67,475.55	
OPERATING REVENUE											
Public Halls & Civic Centres	2,000.00		2,000.00		1,660.00		909.09		2,000.00		
Swimming Areas and Beaches	20,000.00		24,359.00		20,270.00		26,430.89		20,000.00		
Other Recreation & Sport	15,116.00		13,150.00		10,950.00		13,748.19		15,116.00		
Television and Rebroadcasting	0.00		0.00		0.00		0.00		0.00		
Libraries	200.00		0.00		0.00		0.00		200.00		
Other Culture	20,000.00		22,000.00		1,660.00		2,000.00		20,000.00		
SUB-TOTAL	57,316.00	1,356,788.63	61,509.00	1,488,575.68	34,540.00	1,239,452.00	43,088.17	1,286,030.87	57,316.00	1,353,967.52	
CAPITAL EXPENDITURE											
Public Halls & Civic Centres		0.00		0.00		0.00		0.00		0.00	
Swimming Areas and Beaches		20,729.00		30,729.00		8,930.00		9,146.37		20,729.00	
Other Recreation & Sport		103,050.00		110,000.00		110,000.00		50,312.02 ▼		103,050.00	
Television and Rebroadcasting		0.00		0.00		0.00		0.00		0.00	
Libraries		0.00		0.00		0.00		0.00		0.00	
Other Culture		0.00		0.00		0.00		0.00		0.00	
CAPITAL REVENUE											
Public Halls & Civic Centres	0.00		0.00		0.00		0.00		0.00		
Swimming Areas and Beaches	0.00		0.00		0.00		0.00		0.00		
Other Recreation & Sport	33,050.00		0.00		0.00		0.00		0.00		
Television and Rebroadcasting	0.00		0.00		0.00		0.00		0.00		
Libraries	0.00		0.00		0.00		0.00		0.00		
Other Culture	0.00		0.00		0.00		0.00		0.00		
SUB-TOTAL	33,050.00	123,779.00	0.00	140,729.00	0.00	118,930.00	0.00	59,458.39	0.00	123,779.00	
TOTAL - PROGRAMME SUMMARY	90,366.00	1,480,567.63	61,509.00	1,629,304.68	34,540.00	1,358,382.00	43,088.17	1,345,489.26	57,316.00	1,477,746.52	

11.2.3 - Attachment 2

SHIRE OF MORAWA
 SCHEDULE 11 - RECREATION & CULTURE
 Financial Statement for Period Ended
 30 April 2020

PUBLIC HALLS & CIVIC CENTRES GL # JOB #	Adopted Budget		Revised Budget		YTD Budget		YTD Actual		Forecast Actual		Comments
	Revenue \$	Expenditure \$	Revenue \$	Expenditure \$	Revenue \$	Expenditure \$	Revenue \$	Expenditure \$	Revenue \$	Expenditure \$	
OPERATING EXPENDITURE											
11100 Administration Allocated - Halls		41,424.00		42,243.98		35,200.00		32,653.09		41,256.16	
11101 Maintenance - Gutha Hall											
B11101 Operation & Maintenance Of Gutha Hall		15,813.22		15,813.22		14,337.00		6,296.78		15,813.22	
B11102 Do Not Use		0.00		0.00		0.00		0.00		0.00	
11102 Maintenance - Morawa Hall & Old Shire Buik											
B11103 Maintenance - Morawa Hall & Old Shire Buik		40,192.48		40,192.48		36,491.00		32,968.95		40,192.48	
11104 Depreciation - Public Halls		56,823.00		56,823.00		47,350.00		51,382.20		56,823.00	
OPERATING REVENUE											
11130 Income Relating to Public Halls & Civic Cent	2,000.00		2,000.00		1,660.00		909.09		2,000.00		
11131 Public Halls Liquor Surcharge	0.00		0.00		0.00		0.00		0.00		
11140 Grants	0.00		0.00		0.00		0.00		0.00		
SUB-TOTAL	2,000.00	154,252.70	2,000.00	155,072.68	1,660.00	133,378.00	909.09	123,301.02	2,000.00	154,084.86	
CAPITAL EXPENDITURE											
11150 Purchase Land & Buildings - Public Halls & C											
B1 Town Hall & Old Chambers		0.00		0.00		0.00		0.00		0.00	
B11150 Town Hall Kitchen Upgrade		0.00		0.00		0.00		0.00		0.00	
11151 Purchase Furniture & Equipment - Public Hal		0.00		0.00		0.00		0.00		0.00	
CAPITAL REVENUE											
11170 Transfer From Reserves - Public Halls & Civi	0.00		0.00		0.00		0.00		0.00		
SUB-TOTAL	0.00	0.00	0.00	0.00	0.00	0.00	0.00	0.00	0.00	0.00	
TOTAL - PUBLIC HALLS & CIVIC CENTRES	2,000.00	154,252.70	2,000.00	155,072.68	1,660.00	133,378.00	909.09	123,301.02	2,000.00	154,084.86	

11.2.3 - Attachment 2

SHIRE OF MORAWA
 SCHEDULE 11 - RECREATION & CULTURE
 Financial Statement for Period Ended
 30 April 2020

SWIMMING AREAS AND BEACHES GL # JOB #		Adopted Budget		Revised Budget		YTD Budget		YTD Actual		Forecast Actual		Comments
		Revenue \$	Expenditure \$	Revenue \$	Expenditure \$	Revenue \$	Expenditure \$	Revenue \$	Expenditure \$	Revenue \$	Expenditure \$	
OPERATING EXPENDITURE												
11200	Administration Allocated - Swimming Pool		42,003.00		42,834.63		35,690.00		33,110.11		41,833.00	
11201	Employee Expenses - Swimming Pool		72,101.23		72,101.23		60,982.00		61,806.51		72,101.23	
11202	Trainee Expenses - Swimming Pool		0.00		0.00		0.00		0.00		0.00	
11203	Salary Sacrifice Housing - Swimming Pool		0.00		0.00		0.00		0.00		0.00	
11204	Housing Costs Allocated - Swimming Pool		10,014.00		10,014.00		8,340.00		6,219.87		10,014.00	
11205	Maintenance - Swimming Pool											
	B11205 Maintenance - Swimming Pool		125,398.00		100,000.00		83,300.00		99,882.15		125,398.00	
11206	Depreciation - Swimming Pool		91,342.00		91,342.00		76,110.00		75,928.18		91,342.00	
11207	Other Expenses - Swimming Areas		3,500.00		3,500.00		2,910.00		2,132.84		3,500.00	
11208	Swimming Pool - Mtce Insurance Claim											
	B11208 Swimming Pool Mtce (Insurance Claim)		0.00		0.00		0.00		0.00		0.00	
11209	Loss on Disposal of Assets - Swimming Area		0.00		0.00		0.00		0.00		0.00	
OPERATING REVENUE												
11230	Swimming Pool Subsidy	0.00		0.00		0.00		0.00		0.00		
11231	Swimming Pool Admissions	20,000.00		13,000.00		10,830.00		15,071.80		20,000.00		
11260	Other Income- Swimming Pool	0.00		11,359.00		9,440.00		11,359.09		0.00		
11261	Grant Income - Swimming Areas	0.00		0.00		0.00		0.00		0.00		
11262	Grant Income - Swimming Pool	0.00		0.00		0.00		0.00		0.00		
SUB-TOTAL		20,000.00	344,358.23	24,359.00	319,791.86	20,270.00	267,332.00	26,430.89	279,079.66	20,000.00	344,188.23	
CAPITAL EXPENDITURE												
11250	Purchase Land & Buildings - Swimming Area											
11251	Purchase Furniture & Equipment - Swimming		0.00		0.00		0.00		0.00		0.00	
11252	Purchase Plant & Equipment - Swimming Ar		0.00		0.00		0.00		0.00		0.00	
11253	Infrastructure Other - Swimming Areas											
	I11254 Swimming Pool Filtration System		0.00		0.00		0.00		0.00		0.00	
	I11255 Swimming Pool Bowls (Adults/Childrens Pools) - Contract		0.00		0.00		0.00		0.00		0.00	
	I11256 Swimming Pool Bowls (Adults/Childrens Pools) - Grant Expenses		0.00		0.00		0.00		0.00		0.00	
	I11257 Swimming Pool Bowls (Adults/Childrens Pools) - Shire Expenses		0.00		0.00		0.00		0.00		0.00	
	I11258 Swimming Pool Diving Blocks		0.00		0.00		0.00		0.00		0.00	
11271	Transfer to Reserve - Swimming Areas		20,000.00		20,000.00		0.00		0.00		20,000.00	
11272	Transfer Interest to Swimming Pool Reserve		729.00		729.00		600.00		0.00		729.00	
CAPITAL REVENUE												
11270	Transfer from Reserve - Swimming Areas	0.00		0.00		0.00		0.00		0.00		
SUB-TOTAL		0.00	20,729.00	0.00	30,729.00	0.00	8,930.00	0.00	9,146.37	0.00	20,729.00	
TOTAL - SWIMMING AREAS AND BEACHES		20,000.00	365,087.23	24,359.00	350,520.86	20,270.00	276,262.00	26,430.89	288,226.03	20,000.00	364,917.23	

11.2.3 - Attachment 2

SHIRE OF MORAWA
SCHEDULE 11 - RECREATION & CULTURE
Financial Statement for Period Ended
30 April 2020

OTHER RECREATION & SPORT GL # JOB #		Adopted Budget		Revised Budget		YTD Budget		YTD Actual		Forecast Actual		Comments
		Revenue \$	Expenditure \$	Revenue \$	Expenditure \$	Revenue \$	Expenditure \$	Revenue \$	Expenditure \$	Revenue \$	Expenditure \$	
OPERATING EXPENDITURE												
11300	Administration Allocated - Oth Rec & Sport		55,508.00		56,606.76		47,170.00		43,755.68		55,283.09	
11301	Maintenance - Golf and Bowling Club		6,229.00		6,229.00		5,260.00		6,221.30		6,229.00	
11302	Maintenance - Parks & Reserves	Jobs										
	B11302 Maintenance - Parks & Reserves (Use B11365)		0.00		0.00		0.00		0.00		0.00	
	B11305 Harris Park		7,819.00		30,000.00		24,970.00		51,249.89		7,819.00	
	B11310 Jubilee Park		9,755.00		10,000.00		8,310.00		7,010.98		9,755.00	
	B11315 Koolanooka Springs Reserve		4,871.00		10,000.00		8,310.00		8,721.32		4,871.00	
	B11320 Lions Park & Playground		7,351.00		9,000.00		7,480.00		10,917.32		7,351.00	
	B11325 Pioneer Park		17,298.00		20,000.00		16,640.00		23,388.76		17,298.00	
	B11330 Prater Park		5,250.00		4,000.00		3,320.00		4,756.47		5,250.00	
	B11335 Rsl Memorial Park		10,289.00		7,500.00		6,230.00		6,468.36		10,289.00	
	B11340 Winfield Street Gardens / Town Centre Reserve		56,876.00		56,876.00		48,094.00		60,810.89		56,876.00	
	B11345 Entrance Stairways		3,303.00		3,303.00		2,774.00		3,240.19		3,303.00	
	B11350 Wildflower Park		4,187.00		7,500.00		6,220.00		9,650.24		4,187.00	
	B11355 Information Bay Gardens		6,950.00		5,000.00		4,150.00		1,008.04		6,950.00	
	B11360 Town Dam & Reticulation		5,567.00		10,000.00		8,300.00		11,822.75		5,567.00	
	B11365 Paths, Verges & Other Reserves Maintenance		46,263.85		140,000.00		116,640.00		155,154.47		46,263.85	
	B11366 Water Tank - Waddilove Road		1,131.00		1,500.00		1,230.00		1,023.11		1,131.00	
	B11367 Skatepark Maintenance		0.00		0.00		0.00		0.00		0.00	
11303	Maintenance - Sport & Rec Ovals & Buildings	Jobs										
	B11303 Maintenance - Sport & Rec Ovals & Buildings (Use B11395)		0.00		0.00		0.00		0.00		0.00	
	B11370 Oval / Recreation Grounds		93,321.00		110,000.00		91,640.00		91,832.44		93,321.00	
	B11375 Go Kart Reserve		1,179.00		1,179.00		990.00		1,798.77		1,179.00	
	B11380 Hockey Field Maintenance		13,851.00		13,851.00		11,694.00		7,531.64		13,851.00	
	B11385 Pony Club Yard		0.00		0.00		0.00		0.00		0.00	
	B11390 Sports Complex (Recreation Centre)		40,061.54		50,000.00		41,640.00		43,695.23		40,061.54	
	B11395 Oval Buildings		55,996.48		55,996.48		47,340.00		35,938.82		55,996.48	
11305	Maintenance - Pony Club Grounds	Jobs										
	B11386 Pony Club Yards Maintenance		3,030.00		3,030.00		2,534.00		0.00		3,030.00	
11306	Maintenance - Recreation Centre	Jobs										
	B11306 Maintenance - Recreation Centre		33,565.83		33,565.83		28,380.00		6,717.14		33,565.83	
11307	CSRFF Grant Shire Contribution (Exp)		0.00		0.00		0.00		0.00		0.00	
11308	Depreciation - Oth Rec & Sport		270,629.00		270,629.00		225,520.00		226,579.08		270,629.00	
11309	Other Expenses - Other Rec & Sport		0.00		0.00		0.00		0.00		0.00	
11310	Bond Refunds (Hall/Rec & Oval Hire)		0.00		0.00		0.00		0.00		0.00	
11311	Regional Project Officer Contribution		0.00		0.00		0.00		0.00		0.00	
OPERATING REVENUE												
11330	Other Income - Oth Recreation & Sport		500.00		650.00		540.00		563.64		500.00	
11331	Oval and Facilities Levies & Hire Fees		14,616.00		12,500.00		10,410.00		13,134.55		14,616.00	
11332	Grant Income - Other Rec & Sport		0.00		0.00		0.00		0.00		0.00	
11370	Reimbursements Sport/Rec		0.00		0.00		0.00		0.00		0.00	
11371	Contribution Income - Oth Recreation & Sport		0.00		0.00		0.00		0.00		0.00	
11372	Bonds Hall/Rec & Oval Hire Receipts		0.00		0.00		0.00		50.00		0.00	
SUB-TOTAL			15,116.00	760,281.70	13,150.00	915,766.07	10,950.00	764,836.00	13,748.19	817,573.99	15,116.00	760,056.79
CAPITAL EXPENDITURE												
11350	Purchase Buildings - Other Recreation & Sport	Jobs										
11351	Purchase Furniture & Equipment - Other Recreation & Sport		0.00		0.00		0.00		0.00		0.00	
11352	Reserve Interest ex Muni		0.00		0.00		0.00		244.15		0.00	
11353	Transfer to Sportsground Complex Reserve		0.00		0.00		0.00		0.00		0.00	
11354	Purchases Plant & Equip		33,050.00		40,000.00		40,000.00		0.00		33,050.00	
11356	Transfer to Unspent Grants/Contributions Reserve		0.00		0.00		0.00		0.00		0.00	
11358	Infrastructure - Parks & Ovals	Jobs										
	B11358 Parks & Gardens Equipment		0.00		0.00		0.00		563.96		0.00	
	B1358 Purchase Infrastructure Parks & Gardens		0.00		0.00		0.00		0.00		0.00	
11359	Infrastructure Other - Other Rec & Sport	Jobs										
	I11301 Bowling Club Lighting		0.00		0.00		0.00		0.00		0.00	
	I11302 Skate Park Cctv Cameras		0.00		0.00		0.00		0.00		0.00	

11.2.3 - Attachment 2

SHIRE OF MORAWA
 SCHEDULE 11 - RECREATION & CULTURE
 Financial Statement for Period Ended
 30 April 2020

OTHER RECREATION & SPORT GL # JOB #	Adopted Budget		Revised Budget		YTD Budget		YTD Actual		Forecast Actual		Comments
	Revenue	Expenditure	Revenue	Expenditure	Revenue	Expenditure	Revenue	Expenditure	Revenue	Expenditure	
	\$	\$	\$	\$	\$	\$	\$	\$	\$	\$	
11361 Acquisition of Land		0.00		0.00		0.00		0.00		0.00	
11362 Infrastructure - Playground Equipment											
B11362 Purchase Playground Equipment		70,000.00		70,000.00		70,000.00		49,503.91		70,000.00	
CAPITAL REVENUE											
11355 Proceeds from Disposal of Assets - Other Rec & Sport	0.00		0.00		0.00		0.00		0.00		
11357 Realisation on Asset Disposal - Other Rec & Sport	0.00		0.00		0.00		0.00		0.00		
11360 Transfers ex Reserve Funds	33,050.00		0.00		0.00		0.00		0.00		
SUB-TOTAL	33,050.00	103,050.00	0.00	110,000.00	0.00	110,000.00	0.00	50,312.02	0.00	103,050.00	
TOTAL - OTHER RECREATION & SPORT	48,166.00	863,331.70	13,150.00	1,025,766.07	10,950.00	874,836.00	13,748.19	867,886.01	15,116.00	863,106.79	

11.2.3 - Attachment 2

SHIRE OF MORAWA
 SCHEDULE 11 - RECREATION & CULTURE
 Financial Statement for Period Ended
 30 April 2020

TELEVISION AND REBROADCASTING GL # JOB #	Adopted Budget		Revised Budget		YTD Budget		YTD Actual		Forecast Actual		Comments
	Revenue \$	Expenditure \$	Revenue \$	Expenditure \$	Revenue \$	Expenditure \$	Revenue \$	Expenditure \$	Revenue \$	Expenditure \$	
<u>OPERATING EXPENDITURE</u>											
11400 Expenses Relating to Television and Rebroa		3,186.00		1,500.00		1,230.00		1,320.00		1,500.00	
11402 Loss on Disposal of Assets - TV & Radio Ret		0.00		0.00		0.00		0.00		0.00	
<u>OPERATING REVENUE</u>											
11401 Income Relating to Television and Rebroadc.	0.00		0.00		0.00		0.00		0.00		
11460 Contributions - TV Upgrade	0.00		0.00		0.00		0.00		0.00		
SUB-TOTAL	0.00	3,186.00	0.00	1,500.00	0.00	1,230.00	0.00	1,320.00	0.00	1,500.00	
<u>CAPITAL EXPENDITURE</u>											
11450 Purchase Land & Buildings - Television and I		0.00		0.00		0.00		0.00		0.00	
11451 Purchase Furniture & Equipment - Television		0.00		0.00		0.00		0.00		0.00	
<u>CAPITAL REVENUE</u>											
SUB-TOTAL	0.00	0.00	0.00	0.00	0.00	0.00	0.00	0.00	0.00	0.00	
TOTAL - TELEVISION AND REBROADCASTING	0.00	3,186.00	0.00	1,500.00	0.00	1,230.00	0.00	1,320.00	0.00	1,500.00	

11.2.3 - Attachment 2

SHIRE OF MORAWA
 SCHEDULE 11 - RECREATION & CULTURE
 Financial Statement for Period Ended
 30 April 2020

LIBRARIES GL # JOB #	Adopted Budget		Revised Budget		YTD Budget		YTD Actual		Forecast Actual		Bud Review Movement		Comments
	Revenue \$	Expenditure \$	Revenue \$	Expenditure \$	Revenue \$	Expenditure \$	Revenue \$	Expenditure \$	Revenue \$	Expenditure \$	Revenue \$	Expenditure \$	
<u>OPERATING EXPENDITURE</u>													
11500 Administration Allocated - Library		24,411.00		24,894.20		20,740.00		19,242.34		24,312.09		(98.91)	
11501 Expenses Relating to Libraries		1,374.00		1,000.00		820.00		383.09		1,000.00		(374.00)	
11502 Library Software - Maint & Support		1,350.00		1,350.00		1,120.00		1,501.30		1,350.00			
11503 Depreciation - Library		0.00		0.00		0.00		0.00		0.00			
<u>OPERATING REVENUE</u>													
11530 Library Income	200.00		0.00		0.00		0.00		200.00				
SUB-TOTAL	200.00	27,135.00	0.00	27,244.20	0.00	22,680.00	0.00	21,126.73	200.00	26,662.09	0.00	(472.91)	
<u>CAPITAL EXPENDITURE</u>													
11550 Purchase Furniture & Equipment - Libraries		0.00		0.00		0.00		0.00		0.00			
<u>CAPITAL REVENUE</u>													
SUB-TOTAL	0.00	0.00	0.00	0.00	0.00	0.00	0.00	0.00	0.00	0.00	0.00	0.00	
TOTAL - LIBRARIES	200.00	27,135.00	0.00	27,244.20	0.00	22,680.00	0.00	21,126.73	200.00	26,662.09	0.00	(472.91)	

11.2.3 - Attachment 2

SHIRE OF MORAWA
SCHEDULE 11 - RECREATION & CULTURE
Financial Statement for Period Ended
30 April 2020

OTHER CULTURE GL # JOB #		Adopted Budget		Revised Budget		YTD Budget		YTD Actual		Forecast Actual		Bud Review Movement		Comments
		Revenue \$	Expenditure \$	Revenue \$	Expenditure \$	Revenue \$	Expenditure \$	Revenue \$	Expenditure \$	Revenue \$	Expenditure \$	Revenue \$	Expenditure \$	
OPERATING EXPENDITURE														
11600	Administration Allocated - Oth Culture		24,478.00		24,962.26		20,800.00		19,294.90		24,378.55		(99.45)	
11601	Contributions to Historical Society		2,000.00		2,000.00		2,000.00		2,000.00		2,000.00			
11602	Museum - Operations		3,458.00		3,458.00		2,904.00		2,886.91		3,458.00			
11603	Community FM Radio Maintenance		366.00		1,152.61		940.00		1,152.61		366.00			
11604	Lot 66 Winfield Street, Morawa		0.00		0.00		0.00		0.00		0.00			
11605	Contributions to Morawa CWA		2,000.00		2,355.00		1,960.00		2,355.00		2,000.00			
11606	Country Arts Membership & Other		1,000.00		1,000.00		1,000.00		0.00		1,000.00			
11607	Morawa Music & Arts Festival		20,000.00		20,000.00		8,448.00		5,878.19		20,000.00			
11608	Tidy Towns		0.00		0.00		0.00		0.00		0.00			
11609	Juke Box Grant Expenditure		0.00		0.00		0.00		0.00		0.00			
11610	Depreciation - Oth Culture		9,273.00		9,273.00		7,720.00		7,082.60		9,273.00			
11611	Garage Sale Trail		0.00		0.00		0.00		0.00		0.00			
11612	Roadwise Safety Strategic Plan Grant Expen		0.00		0.00		0.00		0.00		0.00			
11613	NAIDOC Week Expenses		5,000.00		5,000.00		4,224.00		2,979.26		5,000.00			
OPERATING REVENUE														
11621	Income Relating to Other Culture	0.00		0.00		0.00		0.00		0.00				
11622	Music, Arts Fest Income	20,000.00		20,000.00		0.00		0.00		20,000.00				
11623	YCN Income	0.00		0.00		0.00		0.00		0.00				
11624	Juke Box Income - Grant	0.00		0.00		0.00		0.00		0.00				
11625	Contributions - Centenary Celebrations	0.00		0.00		0.00		0.00		0.00				
11626	Grant Income - Roadwise Safety Strategic PI	0.00		0.00		0.00		0.00		0.00				
11627	NAIDOC Week Income	0.00		2,000.00		1,660.00		2,000.00		0.00				
SUB-TOTAL		20,000.00	67,575.00	22,000.00	69,200.87	1,660.00	49,996.00	2,000.00	43,629.47	20,000.00	67,475.55	0.00	(99.45)	
CAPITAL EXPENDITURE														
11650	Purchase Furniture & Equipment - Other Cult		0.00		0.00		0.00		0.00		0.00			
11651	Transfer to Reserves - Other Culture		0.00		0.00		0.00		0.00		0.00			
11652	Infrastructure Other - Other Culture		0.00		0.00		0.00		0.00		0.00			
CAPITAL REVENUE														
11671	Transfer from Reserves - Other Culture	0.00		0.00		0.00		0.00		0.00				
SUB-TOTAL		0.00	0.00	0.00	0.00	0.00	0.00	0.00	0.00	0.00	0.00	0.00	0.00	
TOTAL - OTHER CULTURE		20,000.00	67,575.00	22,000.00	69,200.87	1,660.00	49,996.00	2,000.00	43,629.47	20,000.00	67,475.55	0.00	(99.45)	

11.2.3 - Attachment 2

SHIRE OF MORAWA
SCHEDULE 12 - TRANSPORT
Financial Statement for Period Ended
30 April 2020

PROGRAMME SUMMARY	Adopted Budget		Revised Budget		YTD Budget		YTD Actual		Forecast Actual		Comments
	Revenue \$	Expenditure \$	Revenue \$	Expenditure \$	Revenue \$	Expenditure \$	Revenue \$	Expenditure \$	Revenue \$	Expenditure \$	
OPERATING EXPENDITURE											
Streets, Roads, Bridges & Depot Construction		0.00		0.00		0.00		0.00		0.00	
Streets, Roads, Bridges & Depot Maintenance		2,091,500.63		2,092,786.57		1,760,098.00		1,342,761.14	▼	2,091,237.74	
Road Plant Purchases		114,745.00		46,592.52		38,820.00		45,018.37		13,407.84	
Parking Facilities		0.00		0.00		0.00		0.00		0.00	
Traffic Control		368,054.00		369,371.16		307,800.00		272,611.48	▼	367,784.09	
Aerodromes		106,282.00		116,625.06		97,140.00		114,518.76	▲	106,216.56	
Mid West Local Government Service Agreement		0.00		0.00		0.00		0.00		0.00	
OPERATING REVENUE											
Streets, Roads, Bridges & Depot Construction	853,776.00		1,023,977.00		858,508.00		727,400.00		▼	853,776.00	
Streets, Roads, Bridges & Depot Maintenance	178,611.00		187,802.00		175,302.00		142,131.55		▼	178,611.00	
Road Plant Purchases	0.00		0.00		0.00		0.00			0.00	
Parking Facilities	0.00		0.00		0.00		0.00			0.00	
Traffic Control	316,500.00		316,500.00		263,750.00		233,447.08		▼	316,500.00	
Aerodromes	500.00		500.00		500.00		0.00			500.00	
Mid West Local Government Service Agreement	0.00		0.00		0.00		0.00			0.00	
SUB-TOTAL	1,349,387.00	2,680,581.63	1,528,779.00	2,625,375.31	1,298,060.00	2,203,858.00	1,102,978.63	1,774,909.75		1,349,387.00	2,578,646.23
CAPITAL EXPENDITURE											
Streets, Roads, Bridges & Depot Construction		1,270,390.00		1,270,390.00		1,119,941.00		709,506.21	▼	1,270,390.00	
Streets, Roads, Bridges & Depot Maintenance		0.00		0.00		0.00		0.00		0.00	
Road Plant Purchases		970,046.00		898,046.00		645,530.00		695,307.02		1,000,046.00	
Parking Facilities		0.00		0.00		0.00		0.00		0.00	
Traffic Control		0.00		0.00		0.00		0.00		0.00	
Aerodromes		0.00		0.00		0.00		0.00		0.00	
Mid West Local Government Service Agreement		0.00		0.00		0.00		0.00		0.00	
CAPITAL REVENUE											
Streets, Roads, Bridges & Depot Construction	0.00		0.00		0.00		0.00			0.00	
Streets, Roads, Bridges & Depot Maintenance	0.00		0.00		0.00		0.00			0.00	
Road Plant Purchases	611,000.00		633,000.00		603,000.00		30,000.00		▼	633,000.00	
Parking Facilities	0.00		0.00		0.00		0.00			0.00	
Traffic Control	0.00		0.00		0.00		0.00			0.00	
Aerodromes	0.00		0.00		0.00		0.00			0.00	
Mid West Local Government Service Agreement	0.00		0.00		0.00		0.00			0.00	
SUB-TOTAL	611,000.00	2,240,436.00	633,000.00	2,168,436.00	603,000.00	1,765,471.00	30,000.00	1,404,813.23		633,000.00	2,270,436.00
TOTAL - PROGRAMME SUMMARY	1,960,387.00	4,921,017.63	2,161,779.00	4,793,811.31	1,901,060.00	3,969,329.00	1,132,978.63	3,179,722.98		1,982,387.00	4,849,082.23

11.2.3 - Attachment 2

SHIRE OF MORAWA
SCHEDULE 12 - TRANSPORT
Financial Statement for Period Ended
30 April 2020

STREETS, ROADS, BRIDGES & DEPOT CONSTRUCTION GL # JOB #	Adopted Budget		Revised Budget		YTD Budget		YTD Actual		Forecast Actual		Comments
	Revenue \$	Expenditure \$	Revenue \$	Expenditure \$	Revenue \$	Expenditure \$	Revenue \$	Expenditure \$	Revenue \$	Expenditure \$	
OPERATING EXPENDITURE											
OPERATING REVENUE											
12130 MRWA Project Income	491,666.00		661,867.00		496,398.00		457,400.00		491,666.00		
12131 R2R Grant Income - Construction	362,110.00		362,110.00		362,110.00		270,000.00		362,110.00		
12132 Footpath Grant Income	0.00		0.00		0.00		0.00		0.00		
12133 Contribution Income - Streets, Roads Bridge	0.00		0.00		0.00		0.00		0.00		
SUB-TOTAL	853,776.00	0.00	1,023,977.00	0.00	858,508.00	0.00	727,400.00	0.00	853,776.00	0.00	
CAPITAL EXPENDITURE											
12150 Rural Roads Construction											
R2R007 Canna North East Road		140,000.00		140,000.00		140,000.00		6,925.67		140,000.00	
R2R017 Bell Road		120,000.00		120,000.00		120,000.00		105,088.66		120,000.00	
R2R079 Burma Road - R2R		150,000.00		150,000.00		0.00		131,350.50		150,000.00	
RRG020 Nanekine Road 18/19		0.00		0.00		0.00		0.00		0.00	
RRG022 Morawa Yalgoo Road 19/20		339,500.00		339,500.00		339,500.00		364,003.58		339,500.00	
RRG023 Nanekine Road 19/20		398,000.00		398,000.00		398,000.00		101,254.65		398,000.00	
12151 Townsite Roads Construction											
CO103 Broad Avenue		80,000.00		80,000.00		80,000.00		0.00		80,000.00	
12157 Footpath Construction											
F0096 Prater Street Footpath		40,251.00		40,251.00		40,251.00		0.00		40,251.00	
12160 Unspent Grants Reserve Interest ex Muni		0.00		0.00		0.00		0.00		0.00	
12161 Road Reserve		0.00		0.00		0.00		0.00		0.00	
12162 Road Reserve Interest ex Muni		2,639.00		2,639.00		2,190.00		883.15		2,639.00	
CAPITAL REVENUE											
12170 Transfer from Reserve - Streets, Roads, Brid	0.00		0.00		0.00		0.00		0.00		
SUB-TOTAL	0.00	1,270,390.00	0.00	1,270,390.00	0.00	1,119,941.00	0.00	709,506.21	0.00	1,270,390.00	
TOTAL - STREETS, ROADS, BRIDGES & DEPOT CONSTRUCTION	853,776.00	1,270,390.00	1,023,977.00	1,270,390.00	858,508.00	1,119,941.00	727,400.00	709,506.21	853,776.00	1,270,390.00	

11.2.3 - Attachment 2

SHIRE OF MORAWA
SCHEDULE 12 - TRANSPORT
Financial Statement for Period Ended
30 April 2020

STREETS, ROADS, BRIDGES & DEPOT MAINTENANCE GL # JOB #		Adopted Budget		Revised Budget		YTD Budget		YTD Actual		Forecast Actual		Bud Review Movement		Comments
		Revenue \$	Expenditure \$	Revenue \$	Expenditure \$	Revenue \$	Expenditure \$	Revenue \$	Expenditure \$	Revenue \$	Expenditure \$	Revenue \$	Expenditure \$	
OPERATING EXPENDITURE														
12200	Administration Allocated - Rd Maint		64,950.00		66,235.94		55,190.00		51,197.84		64,687.11		(262.89)	
12201	RAMM's - Annual Charge		7,500.00		7,500.00		7,500.00		7,003.33		7,500.00			
12202	Power - Street Lighting		39,500.00		39,500.00		32,910.00		30,362.00		39,500.00			
12203	Maintenance - Rural Roads													
	M0000 Maintenance Sundry Rural Roads		951,323.00		951,323.00		804,938.00		1,712.50		951,323.00			
	M0003 Nanekine Road - Maintenance		0.00		0.00		0.00		3,360.83		0.00			
	M0005 Pintharuka West Road - Maintenance		0.00		0.00		0.00		15,081.43		0.00			
	M0010 Guttha West Road - Maintenance		0.00		0.00		0.00		5,836.95		0.00			
	M0012 Jones Lake Road - Maintenance		0.00		0.00		0.00		2,385.97		0.00			
	M0018 Moffet Road - Maintenance		0.00		0.00		0.00		8,320.56		0.00			
	M0021 White Road - Maintenance		0.00		0.00		0.00		41,870.39		0.00			
	M0030 Collins Road - Maintenance		0.00		0.00		0.00		3,401.87		0.00			
	M0034 Williams Road - Maintenance		0.00		0.00		0.00		694.07		0.00			
	M0037 Orango Road - Maintenance		0.00		0.00		0.00		608.80		0.00			
	M0038 Broad Road - Maintenance		0.00		0.00		0.00		895.01		0.00			
	M0039 Letterbox Road - Maintenance		0.00		0.00		0.00		1,860.81		0.00			
	M0040 Carslake Road - Maintenance		0.00		0.00		0.00		3,322.91		0.00			
	M0043 Dreqhorn Road - Maintenance		0.00		0.00		0.00		5,300.25		0.00			
	M0044 Coaker Road - Maintenance		0.00		0.00		0.00		3,087.40		0.00			
	M0051 Koolanooka Springs Road - Maintenance		0.00		0.00		0.00		6,895.00		0.00			
	M0057 Hellman Road - Maintenance		0.00		0.00		0.00		3,364.24		0.00			
	M0065 Wormes Road - Maintenance		0.00		0.00		0.00		4,383.66		0.00			
	M0071 Tropiano Road - Maintenance		0.00		0.00		0.00		558.87		0.00			
	M0137 Mungada Road - Maintenance		0.00		0.00		0.00		9,934.15		0.00			
	M0150 Three Springs Morawa Road - Maintenance		0.00		0.00		0.00		33,454.45		0.00			
12204	Maintenance - Town Streets													
	M1000 Maintenance - Town Streets		94,069.00		94,069.00		79,576.00		17,263.83		94,069.00			
12205	Maintenance - Drainage													
	B12205 Drainage Maintenance		20,274.00		20,274.00		17,130.00		2,607.04		20,274.00			
12206	Maintenance - Depot													
	B12206 Maintenance - Depot		43,965.63		43,965.63		37,156.00		69,706.38		43,965.63			
12207	Maintenance - Footpaths													
	B12207 Footpath Maintenance		10,481.00		10,481.00		8,846.00		3,781.39		10,481.00			
12208	Traffic Signs Maintenance		14,651.00		14,651.00		12,366.00		2,859.71		14,651.00			
12209	Bridges Maintenance		0.00		0.00		0.00		0.00		0.00			
12210	Crossover Maintenance		2,985.00		2,985.00		2,510.00		0.00		2,985.00			
12211	Depreciation - Infrastructure		755,315.00		755,315.00		629,420.00		646,714.33		755,315.00			
12212	Depreciation - Road, Depot Mtce.		914.00		914.00		760.00		77.53		914.00			
12213	Street Sweeping		39,466.00		39,466.00		33,376.00		10,886.76		39,466.00			
12214	Mtce Rural Roads - Mining Activity													
	MINING Mtce Rural Roads - Mining Activity		46,107.00		46,107.00		38,420.00		0.00		46,107.00			
OPERATING REVENUE														
12230	Income Relating to Streets, Roads, Bridges &	0.00		0.00		0.00		4,329.55		0.00				
12231	Bikewest Grants - Dual Use Paths	0.00		0.00		0.00		0.00		0.00				
12232	Crossover Contributions	0.00		0.00		0.00		0.00		0.00				
12234	Grant - MRWA Direct - Maint	128,611.00		137,802.00		137,802.00		137,802.00		128,611.00				
12235	Grant - MRWA Specific - Maint	0.00		0.00		0.00		0.00		0.00				
12236	Road Mtce Contribution	50,000.00		50,000.00		37,500.00		0.00		50,000.00				
12237	Flood Damage Reimbursements	0.00		0.00		0.00		0.00		0.00				
12240	Flood Damage - Grant	0.00		0.00		0.00		0.00		0.00				
SUB-TOTAL		178,611.00	2,091,500.63	187,802.00	2,092,786.57	175,302.00	1,760,098.00	142,131.55	1,342,761.14	178,611.00	2,091,237.74	0.00	(262.89)	
CAPITAL EXPENDITURE														
CAPITAL REVENUE														
SUB-TOTAL		0.00	0.00	0.00	0.00	0.00	0.00	0.00	0.00	0.00	0.00	0.00	0.00	
TOTAL - STREETS, ROADS, BRIDGES & DEPOT MAINTENANCE		178,611.00	2,091,500.63	187,802.00	2,092,786.57	175,302.00	1,760,098.00	142,131.55	1,342,761.14	178,611.00	2,091,237.74	0.00	(262.89)	

11.2.3 - Attachment 2

SHIRE OF MORAWA
SCHEDULE 12 - TRANSPORT
Financial Statement for Period Ended
30 April 2020

ROAD PLANT PURCHASES GL # JOB #	Adopted Budget		Revised Budget		YTD Budget		YTD Actual		Forecast Actual		Comments
	Revenue \$	Expenditure \$	Revenue \$	Expenditure \$	Revenue \$	Expenditure \$	Revenue \$	Expenditure \$	Revenue \$	Expenditure \$	
OPERATING EXPENDITURE											
12300 Administration Allocated - Rd Plant Purch.		7,745.00		7,897.98		6,580.00		6,104.64		7,713.30	
12301 Loan 138 Interest - Plant Purchases		0.00		0.00		0.00		0.00		0.00	
12302 Loss on Disposal of Assets - Road Plant Pur		107,000.00		38,694.54		32,240.00		38,913.73		5,694.54	
12304 Interest on Finance Lease for Plant		0.00		0.00		0.00		0.00		0.00	
12305 Expenses Relating to Road Plant Purchases		0.00		0.00		0.00		0.00		0.00	
OPERATING REVENUE											
12330 Income Relating to Road Plant Purchases	0.00		0.00		0.00		0.00		0.00		
12331 Profit on Disposal of Assets - Road Plant Pur	0.00		0.00		0.00		0.00		0.00		
SUB-TOTAL	0.00	114,745.00	0.00	46,592.52	0.00	38,820.00	0.00	45,018.37	0.00	13,407.84	
CAPITAL EXPENDITURE											
12303 Plant Reserve Interest ex Muni		15,046.00		15,046.00		12,530.00		5,035.99		15,046.00	
12350 Purchase Plant & Equipment - Road Plant Pt		705,000.00		603,000.00		603,000.00		660,271.03		705,000.00	
12351 Loan 138 Principal Repayments		0.00		0.00		0.00		0.00		0.00	
12352 Transfers to Reserves ex Muni (P & E)		250,000.00		280,000.00		30,000.00		30,000.00		280,000.00	
12353 Finance Lease on Plant		0.00		0.00		0.00		0.00		0.00	
CAPITAL REVENUE											
12340 Transfer from Reserve - Road Plant Purchas	611,000.00		633,000.00		603,000.00		30,000.00	▼	633,000.00		
12370 Proceeds on Asset Disposal - Road Plant Pu	94,000.00		115,000.00		115,000.00		115,000.00		15,000.00		
12371 Realisation on Asset Disposal - Road Plant F	(94,000.00)		(115,000.00)		(115,000.00)		(115,000.00)		(15,000.00)		
12372 Loan Proceeds - Road Plant Purchases	0.00		0.00		0.00		0.00		0.00		
12373 Transfer from Plant Reserve	0.00		0.00		0.00		0.00		0.00		
SUB-TOTAL	611,000.00	970,046.00	633,000.00	898,046.00	603,000.00	645,530.00	30,000.00	695,307.02	633,000.00	1,000,046.00	
TOTAL - ROAD PLANT PURCHASES	611,000.00	1,084,791.00	633,000.00	944,638.52	603,000.00	684,350.00	30,000.00	740,325.39	633,000.00	1,013,453.84	

11.2.3 - Attachment 2

SHIRE OF MORAWA
SCHEDULE 12 - TRANSPORT
Financial Statement for Period Ended
30 April 2020

TRAFFIC CONTROL GL # JOB #	Adopted Budget		Revised Budget		YTD Budget		YTD Actual		Forecast Actual		Bud Review Movement		Comments
	Revenue \$	Expenditure \$	Revenue \$	Expenditure \$	Revenue \$	Expenditure \$	Revenue \$	Expenditure \$	Revenue \$	Expenditure \$	Revenue \$	Expenditure \$	
<u>OPERATING EXPENDITURE</u>													
12500 Administration Allocated - Licensing		66,554.00		67,871.16		56,550.00		52,462.08		66,284.09		(269.91)	
12501 Licensing Inspections		0.00		0.00		0.00		0.00		0.00			
12502 DOT Reimbursable Expenses - Licensing		301,500.00		0.00		0.00		0.00		301,500.00			
12503 DOT - Licensing Expenditure		0.00		301,500.00		251,250.00		220,149.40		0.00			
<u>OPERATING REVENUE</u>													
12530 Licensing Commissions - Traffic Control	15,000.00		15,000.00		12,500.00		12,162.03		15,000.00				
12531 DOT Reimbursements - Licensing	301,500.00		0.00		0.00		0.00		301,500.00				
12532 DOT - Licensing Income	0.00		301,500.00		251,250.00		221,285.05		0.00				
SUB-TOTAL	316,500.00	368,054.00	316,500.00	369,371.16	263,750.00	307,800.00	233,447.08	272,611.48	316,500.00	367,784.09	0.00	(269.91)	
<u>CAPITAL EXPENDITURE</u>													
12550 Purchase Furniture & Equipment - Traffic Co		0.00		0.00		0.00		0.00		0.00			
<u>CAPITAL REVENUE</u>													
SUB-TOTAL	0.00	0.00	0.00	0.00	0.00	0.00	0.00	0.00	0.00	0.00	0.00	0.00	
TOTAL - TRAFFIC CONTROL	316,500.00	368,054.00	316,500.00	369,371.16	263,750.00	307,800.00	233,447.08	272,611.48	316,500.00	367,784.09	0.00	(269.91)	

11.2.3 - Attachment 2

SHIRE OF MORAWA
SCHEDULE 12 - TRANSPORT
Financial Statement for Period Ended
30 April 2020

AERODROMES GL # JOB #	Adopted Budget		Revised Budget		YTD Budget		YTD Actual		Forecast Actual		Bud Review Movement		Comments
	Revenue \$	Expenditure \$	Revenue \$	Expenditure \$	Revenue \$	Expenditure \$	Revenue \$	Expenditure \$	Revenue \$	Expenditure \$	Revenue \$	Expenditure \$	
OPERATING EXPENDITURE													
12600 Administration Allocated - Aerodrome		16,166.00		16,486.06		13,730.00		12,743.80		16,100.56		(65.44)	
12601 Aerodromes Terminal Building Mtcel/Ops													
B12601 Aerodromes Maintenance		34,977.00		45,000.00		37,470.00		55,893.13		34,977.00			
12602 Depreciation - Aerodromes		55,139.00		55,139.00		45,940.00		45,881.83		55,139.00			
12603 Aerodromes - Other Expenditure		0.00		0.00		0.00		0.00		0.00			
OPERATING REVENUE													
12630 Aerodrome Grant	0.00		0.00		0.00		0.00		0.00				
12631 Bureau of Meteorology Rental	500.00		500.00		500.00		0.00		500.00				
12632 Other Income - Aerodromes	0.00		0.00		0.00		0.00		0.00				
SUB-TOTAL	500.00	106,282.00	500.00	116,625.06	500.00	97,140.00	0.00	114,518.76	500.00	106,216.56	0.00	(65.44)	
CAPITAL EXPENDITURE													
12650 Purchase Furniture & Equipment - Aerodrom		0.00		0.00		0.00		0.00		0.00			
12651 Infrastructure - Aerodromes													
AERO1 Aerodrome - Rads Grant		0.00		0.00		0.00		0.00		0.00			
AERO2 Rasp Grant - Aerodrome		0.00		0.00		0.00		0.00		0.00			
AERO3 Sealing Of End Of Runway (Funded By Westnet Rail)		0.00		0.00		0.00		0.00		0.00			
CAPITAL REVENUE													
12652 Transfer from Reserve - Aerodromes	0.00		0.00		0.00		0.00		0.00				
SUB-TOTAL	0.00	0.00	0.00	0.00	0.00	0.00	0.00	0.00	0.00	0.00	0.00	0.00	
TOTAL - AERODROMES	500.00	106,282.00	500.00	116,625.06	500.00	97,140.00	0.00	114,518.76	500.00	106,216.56	0.00	(65.44)	

11.2.3 - Attachment 2

SHIRE OF MORAWA
SCHEDULE 13 - ECONOMIC SERVICES
Financial Statement for Period Ended
30 April 2020

PROGRAMME SUMMARY	Adopted Budget		Revised Budget		YTD Budget		YTD Actual		Forecast Actual		Comments
	Revenue \$	Expenditure \$	Revenue \$	Expenditure \$	Revenue \$	Expenditure \$	Revenue \$	Expenditure \$	Revenue \$	Expenditure \$	
OPERATING EXPENDITURE											
Rural Services		32,258.00		31,474.74		27,870.00		17,093.79	▼	31,183.03	
Tourism & Area Promotion		338,561.72		320,573.78		282,684.00		158,308.65	▼	336,320.92	
Building Control		22,010.00		14,660.72		12,258.00		7,747.47		14,479.52	
Other Economic Services		80,222.00		80,747.31		67,250.00		64,370.73		80,114.43	
Economic Development		470,720.15		481,031.92		422,565.00		310,634.26	▼	474,912.97	
OPERATING REVENUE											
Rural Services	0.00		0.00		0.00		0.00			0.00	
Tourism & Area Promotion	128,750.00		118,750.00		99,550.00		76,993.02		▼	128,750.00	
Building Control	3,050.00		3,050.00		2,540.00		219.30			3,050.00	
Other Economic Services	2,000.00		2,000.00		2,000.00		3,185.80			2,000.00	
Economic Development	13,975.00		2,573.11		2,140.00		2,573.11			13,975.00	
SUB-TOTAL	147,775.00	943,771.87	126,373.11	928,488.47	106,230.00	812,627.00	82,971.23	558,154.90		147,775.00	937,010.87
CAPITAL EXPENDITURE											
Rural Services		0.00		0.00		0.00		0.00			0.00
Tourism & Area Promotion		25,000.00		25,000.00		25,000.00		0.00	▼		25,000.00
Building Control		0.00		0.00		0.00		0.00			0.00
Other Economic Services		0.00		0.00		0.00		0.00			0.00
Economic Development		120,498.15		281,082.00		244,210.00		230,068.36			231,082.00
CAPITAL REVENUE											
Rural Services	0.00		0.00		0.00		0.00			0.00	
Tourism & Area Promotion	0.00		0.00		0.00		0.00			0.00	
Building Control	0.00		0.00		0.00		0.00			0.00	
Other Economic Services	0.00		0.00		0.00		0.00			0.00	
Economic Development	131,908.15		192,492.00		32,492.00		192,491.76		▲	192,492.00	
SUB-TOTAL	131,908.15	145,498.15	192,492.00	306,082.00	32,492.00	269,210.00	192,491.76	230,068.36		192,492.00	256,082.00
TOTAL - PROGRAMME SUMMARY	279,683.15	1,089,270.02	318,865.11	1,234,570.47	138,722.00	1,081,837.00	275,462.99	788,223.26		340,267.00	1,193,092.87

11.2.3 - Attachment 2

SHIRE OF MORAWA
 SCHEDULE 13 - ECONOMIC SERVICES
 Financial Statement for Period Ended
 30 April 2020

RURAL SERVICES GL # JOB #	Adopted Budget		Revised Budget		YTD Budget		YTD Actual		Forecast Actual		Comments
	Revenue \$	Expenditure \$	Revenue \$	Expenditure \$	Revenue \$	Expenditure \$	Revenue \$	Expenditure \$	Revenue \$	Expenditure \$	
OPERATING EXPENDITURE											
13100 Administration Allocated - Rural Services		12,233.00		12,474.74		10,390.00		9,642.98		12,183.03	
13101 Expenditure on Noxious Weeds & Spraying		8,793.00		4,000.00		3,320.00		2,954.90		4,000.00	
13102 Expenditure on Vermin Control		1,232.00		5,000.00		4,160.00		4,495.91		5,000.00	
13103 Wild Dog Control (Invasive animal managem		10,000.00		10,000.00		10,000.00		0.00		10,000.00	
OPERATING REVENUE											
13130 Income Relating to Rural Services	0.00		0.00		0.00		0.00		0.00		
SUB-TOTAL	0.00	32,258.00	0.00	31,474.74	0.00	27,870.00	0.00	17,093.79	0.00	31,183.03	
CAPITAL EXPENDITURE											
13150 Purchase Furniture & Equipment - Rural Sen		0.00		0.00		0.00		0.00		0.00	
13151 Purchase Plant & Equipment - Rural Service		0.00		0.00		0.00		0.00		0.00	
CAPITAL REVENUE											
SUB-TOTAL	0.00	0.00	0.00	0.00	0.00	0.00	0.00	0.00	0.00	0.00	
TOTAL - RURAL SERVICES	0.00	32,258.00	0.00	31,474.74	0.00	27,870.00	0.00	17,093.79	0.00	31,183.03	

11.2.3 - Attachment 2

SHIRE OF MORAWA
SCHEDULE 13 - ECONOMIC SERVICES
Financial Statement for Period Ended
30 April 2020

TOURISM & AREA PROMOTION GL # JOB #		Adopted Budget		Revised Budget		YTD Budget		YTD Actual		Forecast Actual		Comments
		Revenue \$	Expenditure \$	Revenue \$	Expenditure \$	Revenue \$	Expenditure \$	Revenue \$	Expenditure \$	Revenue \$	Expenditure \$	
OPERATING EXPENDITURE												
13200	Administration Allocated - Tourism		46,849.00		47,776.26		39,810.00		36,929.29		46,659.08	
13201	Caravan Park Caretaker Employment Expen		11,180.00		9,129.12		7,600.00		9,129.12		9,129.12	
13203	Caravan Park Operating Expenditure Jobs											
	B13203 Caravan Park Ablutions And Surrounds		43,100.00		43,100.00		36,426.00		39,254.32		43,100.00	
	B13204 Morawa Caravan Park Camp Kitchen And Ot		2,866.00		2,866.00		2,398.00		567.88		2,866.00	
	B13205 Caravan Park General Expenses		0.00		1,070.40		870.00		1,505.11		0.00	
	B13206 Do Not Use		0.00		0.00		0.00		0.00		0.00	
13204	Chalet Operating Expenditure - Canna Jobs											
	B13207 Canna Chalet Operating Expenditure		14,352.00		10,000.00		8,310.00		4,913.18		14,352.00	
13205	Chalet Operating Expenditure - Koolanooka Jobs											
	B13208 Koolanooka Chalet Operating Expenditure		14,358.00		10,000.00		8,310.00		2,781.64		14,358.00	
13206	Area Promotion Expenditure						29,160.00		7,832.05		35,000.00	
13207	Community Resource Centre Operating Expe		2,000.00		2,000.00		1,660.00		850.00		2,000.00	
13208	Wildflower Country Tourism Committee		16,000.00		16,000.00		16,000.00		4,500.00		16,000.00	
13209	Tourist Bureau Operations		20,041.00		20,041.00		16,770.00		3,236.81		20,041.00	
13210	Rural Towns Project		0.00		0.00		0.00		0.00		0.00	
13211	Tourism Project Officer Expenditure		0.00		0.00		0.00		0.00		0.00	
13212	Depreciation - Tourism		23,091.00		23,091.00		19,240.00		18,877.14		23,091.00	
13213	Morawa Trails Project		50,000.00		50,000.00		50,000.00		15,000.00		50,000.00	
13214	Area promotion Marketing Plan		10,000.00		10,000.00		10,000.00		0.00		10,000.00	
13215	Unit 1 C/Park - Morawa Jobs											
	B13215 Unit 1 C/Park - Morawa		8,210.68		6,000.00		4,980.00		3,596.05		8,210.68	
13216	Unit 2 C/Park - Guttha Jobs											
	B13216 Unit 2 C/Park - Guttha		8,210.68		6,000.00		4,970.00		3,440.22		8,210.68	
13217	Unit 3 C/Park - Merkanooka Jobs											
	B13217 Unit 3 C/Park - Merkanooka		8,210.68		6,000.00		4,980.00		2,704.26		8,210.68	
13218	Unit 4 - C/Park - Pintharuka Jobs											
	B13218 Unit 4 C/Park - Pintharuka		8,210.68		6,000.00		4,970.00		3,050.87		8,210.68	
13219	Caravan Caretakers Office/Accommodation Jobs				(989.00)		(826.00)					
	B13219 Caravan Caretakers Office/Accommodation		1,882.00		2,489.00		2,056.00		94.21		1,882.00	
13220	Other Expenses - Tourism & Area Promotion		15,000.00		15,000.00		15,000.00		46.50		15,000.00	
OPERATING REVENUE												
13224	Exploring Wildflower Country Project Income	0.00		0.00		0.00		0.00			0.00	
13230	Sale of Maps	0.00		0.00		0.00		0.00			0.00	
13231	Chalet Income - Canna	25,000.00		20,000.00		16,660.00		15,457.27			25,000.00	
13232	Chalet Income - Koolanooka	25,000.00		20,000.00		16,660.00		4,320.00			25,000.00	
13233	Caravan Park - On Site Caravan Rental	0.00		0.00		0.00		0.00			0.00	
13234	Caravan Park - Powered/non-Powered Site	30,000.00		30,000.00		25,000.00		23,425.01			30,000.00	
13235	Caravan Park - Non Powered Site	0.00		0.00		0.00		0.00			0.00	
13236	Caravan Park - Other Income	2,000.00		2,000.00		1,660.00		319.83			2,000.00	
13237	Walking Trail Entry Statement	0.00		0.00		0.00		0.00			0.00	
13238	Contributions & Grants - Tourism & Area Pro	0.00		0.00		0.00		0.00			0.00	
13239	Other Income - Tourism & Area Promotion	3,750.00		3,750.00		3,750.00		90.91			3,750.00	
13240	Morawa Water Management Plan (Rural Tow	0.00		0.00		0.00		0.00			0.00	
13340	Contributions -MU & PJ (Regional Tourism C	0.00		0.00		0.00		0.00			0.00	
13341	Wildflower Highway Project Income	0.00		0.00		0.00		0.00			0.00	
13342	Unit 1 C/Park - Morawa Income	13,000.00		13,000.00		10,830.00		9,900.00			13,000.00	
13343	Unit 2 C/Park - Guttha Income	10,000.00		10,000.00		8,330.00		9,100.00			10,000.00	
13344	Unit 3 C/Park - Merkanooka Income	10,000.00		10,000.00		8,330.00		8,140.00			10,000.00	
13345	Unit 4 C/Park - Pintharuka Income	10,000.00		10,000.00		8,330.00		6,240.00			10,000.00	
SUB-TOTAL		128,750.00	338,561.72	118,750.00	320,573.78	99,550.00	282,684.00	76,993.02	158,308.65		128,750.00	336,320.92
CAPITAL EXPENDITURE												

11.2.3 - Attachment 2

SHIRE OF MORAWA
 SCHEDULE 13 - ECONOMIC SERVICES
 Financial Statement for Period Ended
 30 April 2020

TOURISM & AREA PROMOTION GL # JOB #		Adopted Budget		Revised Budget		YTD Budget		YTD Actual		Forecast Actual		Comments
		Revenue \$	Expenditure \$	Revenue \$	Expenditure \$	Revenue \$	Expenditure \$	Revenue \$	Expenditure \$	Revenue \$	Expenditure \$	
13250	Purchase Furniture & Equipment - Tourism &		0.00		0.00		0.00		0.00		0.00	
13251	Purchase Land & Buildings - Tourism & Area Jobs											
	B13251 Making Of Morawa Project (Beacon)		0.00		0.00		0.00		0.00		0.00	
	B13252 Caravan Park Chalets Construction		0.00		0.00		0.00		0.00		0.00	
	B13253 Tourist Centre Capital		0.00		0.00		0.00		0.00		0.00	
	B13254 Caravan Park Camp Kitchen		0.00		0.00		0.00		0.00		0.00	
	I13251 Caravan Park Managers Office - (Capital)		0.00		0.00		0.00		0.00		0.00	
13252	Infra/Other - Morawa Beacon		0.00		0.00		0.00		0.00		0.00	
13253	Reserves ex Muni (Water Waste/Unspent G		0.00		0.00		0.00		0.00		0.00	
13254	Waste Water Reserves Interest ex Muni		0.00		0.00		0.00		0.00		0.00	
13255	Infrastructure Other - Tourism & Area Prom. Jobs											
	I13254 Wifi System - Caravan Park/Main Street		0.00		0.00		0.00		0.00		0.00	
	I13255 Exploring Wildflower Country Project		0.00		0.00		0.00		0.00		0.00	
	I13256 Entry Statement Project		0.00		0.00		0.00		0.00		0.00	
	I13257 Mowawa Bush Trail Project		0.00		0.00		0.00		0.00		0.00	
	I13258 Heritage Trails		0.00		0.00		0.00		0.00		0.00	
	I13259 Caravan Park Waste Dump Site		0.00		0.00		0.00		0.00		0.00	
	I13260 Caravan Park Concept Plan		0.00		0.00		0.00		0.00		0.00	
	I13261 Interpretive Signage		25,000.00		25,000.00		25,000.00		0.00		25,000.00	
13256	Plant and Equipment - Tourism		0.00		0.00		0.00		0.00		0.00	
<u>CAPITAL REVENUE</u>												
13260	Transfers ex Reserve - Tourism	0.00		0.00		0.00		0.00		0.00		
SUB-TOTAL		0.00	25,000.00	0.00	25,000.00	0.00	25,000.00	0.00	0.00	0.00	25,000.00	
TOTAL - TOURISM & AREA PROMOTION		128,750.00	363,561.72	118,750.00	345,573.78	99,550.00	307,684.00	76,993.02	158,308.65	128,750.00	361,320.92	

11.2.3 - Attachment 2

SHIRE OF MORAWA
 SCHEDULE 13 - ECONOMIC SERVICES
 Financial Statement for Period Ended
 30 April 2020

BUILDING CONTROL GL # JOB #	Adopted Budget		Revised Budget		YTD Budget		YTD Actual		Forecast Actual		Comments
	Revenue \$	Expenditure \$	Revenue \$	Expenditure \$	Revenue \$	Expenditure \$	Revenue \$	Expenditure \$	Revenue \$	Expenditure \$	
<u>OPERATING EXPENDITURE</u>											
13300 Administration Allocated - Building Control		7,598.00		7,748.72		6,450.00		5,989.29		7,567.52	
13301 Bld Control Expenses Allocated from Health		4,412.00		4,412.00		3,728.00		91.00		4,412.00	
13302 Other Building Costs		10,000.00		2,500.00		2,080.00		1,667.18		2,500.00	
<u>OPERATING REVENUE</u>											
13330 Building Permit Fees	3,000.00		3,000.00		2,500.00		202.70		3,000.00		
13331 BCITF & BRB Commission	50.00		50.00		40.00		16.60		50.00		
13332 Reimbursements	0.00		0.00		0.00		0.00		0.00		
SUB-TOTAL	3,050.00	22,010.00	3,050.00	14,660.72	2,540.00	12,258.00	219.30	7,747.47	3,050.00	14,479.52	
<u>CAPITAL EXPENDITURE</u>											
13350 Purchase Furniture & Equipment - Building C		0.00		0.00		0.00		0.00		0.00	
<u>CAPITAL REVENUE</u>											
SUB-TOTAL	0.00	0.00	0.00	0.00	0.00	0.00	0.00	0.00	0.00	0.00	
TOTAL - BUILDING CONTROL	3,050.00	22,010.00	3,050.00	14,660.72	2,540.00	12,258.00	219.30	7,747.47	3,050.00	14,479.52	

11.2.3 - Attachment 2

SHIRE OF MORAWA
 SCHEDULE 13 - ECONOMIC SERVICES
 Financial Statement for Period Ended
 #REF!

OTHER ECONOMIC SERVICES GL # JOB #	Adopted Budget		Revised Budget		YTD Budget		YTD Actual		Forecast Actual		Comments
	Revenue \$	Expenditure \$	Revenue \$	Expenditure \$	Revenue \$	Expenditure \$	Revenue \$	Expenditure \$	Revenue \$	Expenditure \$	
OPERATING EXPENDITURE											
13600 Administration Allocated - Other Econ Servic		26,540.00		27,065.31		22,550.00		20,920.28		26,432.43	
13601 Standpipe Water Supply Expenditure		5,937.00		5,937.00		4,920.00		5,833.10		5,937.00	
13605 MFIG Expenses		0.00		0.00		0.00		0.00		0.00	
13606 NEFF Expenses		0.00		0.00		0.00		0.00		0.00	
13607 Depreciation - Other Economic Services		45,245.00		45,245.00		37,700.00		37,617.35		45,245.00	
13608 MWCC I- MORAWA		2,500.00		2,500.00		2,080.00		0.00		2,500.00	
OPERATING REVENUE											
13630 Sale of Water	2,000.00		2,000.00		2,000.00		3,185.80		2,000.00		
13631 Income from Child Care Centre	0.00		0.00		0.00		0.00		0.00		
13632 NEFF / RFCS Reimbursements	0.00		0.00		0.00		0.00		0.00		
13633 NEFF Office Rental	0.00		0.00		0.00		0.00		0.00		
SUB-TOTAL	2,000.00	80,222.00	2,000.00	80,747.31	2,000.00	67,250.00	3,185.80	64,370.73	2,000.00	80,114.43	
CAPITAL EXPENDITURE											
13650 Purchase Furniture & Equipment - Other Eco		0.00		0.00		0.00		0.00		0.00	
13652 Land and Buildings - Other Economic Servic		0.00		0.00		0.00		0.00		0.00	
CAPITAL REVENUE											
SUB-TOTAL	0.00	0.00	0.00	0.00	0.00	0.00	0.00	0.00	0.00	0.00	
TOTAL - OTHER ECONOMIC SERVICES	2,000.00	80,222.00	2,000.00	80,747.31	2,000.00	67,250.00	3,185.80	64,370.73	2,000.00	80,114.43	

11.2.3 - Attachment 2

SHIRE OF MORAWA
SCHEDULE 13 - ECONOMIC SERVICES
Financial Statement for Period Ended
30 April 2020

ECONOMIC DEVELOPMENT GL # JOB #		Adopted Budget		Revised Budget		YTD Budget		YTD Actual		Forecast Actual		Alter		Comments
		Revenue \$	Expenditure \$	Revenue \$	Expenditure \$	Revenue \$	Expenditure \$	Revenue \$	Expenditure \$	Revenue \$	Expenditure \$	Revenue \$	Expenditure \$	
OPERATING EXPENDITURE														
13700	Administration Allocated - Ec Development		106,052.00		108,150.88		90,120.00		83,597.38		105,621.93		(430.07)	
13701	Employee Expenses - EDM		102,224.00		102,224.00		86,474.00		78,259.75		102,224.00			
13702	Housing Costs Allocated - Economic Develop		9,001.00		12,591.40		10,490.00		16,861.86		9,001.40		0.40	
13703	Other Expenses - Economic Development		5,000.00		5,000.00		4,160.00		3,679.03		5,000.00			
13704	Vehicle Expenses - Economic Development		0.00		0.00		0.00		0.00		0.00			
13705	Salary Sacrifice Housing - EDO		0.00		0.00		0.00		0.00		0.00			
13706	Morawa Future Fund Community Allocation F		31,908.15		36,530.64		30,440.00		36,530.64		36,530.64		4,622.49	
13707	BUSINESS UNITS BLDG MAINTENANCE Jobs													
	B13700 Business Units Common Services		9,390.00		9,390.00		9,384.00		9,386.11		9,390.00			
	B13701 Business Unit 1 - Lot 5 Wubin/Mullewa Rd		1,446.00		1,446.00		1,441.00		229.71		1,446.00			
	B13702 Business Unit 2 - Lot 5 Wubin/Mullewa Rd		1,446.00		1,446.00		1,441.00		1,378.04		1,446.00			
	B13703 Business Unit 3 - Lot 5 Wubin/Mullewa Rd		1,446.00		1,446.00		1,442.00		434.82		1,446.00			
	B13704 Business Unit 4 - Lot 5 Wubin/Mullewa Rd		1,446.00		1,446.00		1,442.00		0.00		1,446.00			
	B13705 Business Unit 5 - Lot 5 Wubin/Mullewa Rd		1,446.00		1,446.00		1,442.00		722.96		1,446.00			
	B13706 Business Unit 6 - Lot 5 Wubin/Mullewa Rd		1,446.00		1,446.00		1,442.00		396.76		1,446.00			
	B13707 Business Unit 7 - Lot 5 Wubin/Mullewa Rd		1,446.00		1,446.00		1,442.00		395.74		1,446.00			
	B13708 Business Unit 8 - Lot 5 Wubin/Mullewa Rd		1,446.00		1,446.00		1,442.00		393.69		1,446.00			
	B13709 Business Unit 9 - Lot 5 Wubin/Mullewa Rd		1,946.00		1,946.00		1,943.00		456.21		1,946.00			
13708	Regeneration Morawa Project		100,000.00		100,000.00		100,000.00		0.00 ▼		100,000.00			
13709	Loss on Disposal of Assets - Economic Deve		0.00		0.00		0.00		0.00		0.00			
13710	Depreciation - Ec Development		93,631.00		93,631.00		78,020.00		77,911.56		93,631.00			
13711	Grant Services - Left of Centre		0.00		0.00		0.00		0.00		0.00			
13712	Super Towns Expenditure		0.00		0.00		0.00		0.00		0.00			
13713	Future Fund Community Projects		0.00		0.00		0.00		0.00		0.00			
OPERATING REVENUE														
13730	Contributions & Grants - Economic Developm	0.00		0.00		0.00		0.00		0.00				
13731	Profit on Disposal of Assets - Economic Deve	0.00		0.00		0.00		0.00		0.00				
13732	Morawa LG Energy Efficiency Program Gran	0.00		0.00		0.00		0.00		0.00				
13733	Other Income - Economic Development	0.00		0.00		0.00		0.00		0.00				
13734	Contributions - Future Funds	0.00		0.00		0.00		0.00		0.00				
13735	Business Unit 1 Income - S & K	6,975.00		0.00		0.00		0.00		6,975.00				
13736	Business Unit 2 Income	0.00		0.00		0.00		0.00		0.00				
13737	Business Unit 3 Income	4,000.00		2,573.11		2,140.00		2,573.11		4,000.00				
13738	Business Unit 4 Income	0.00		0.00		0.00		0.00		0.00				
13739	Business Unit 5 Income - MTM	0.00		0.00		0.00		0.00		0.00				
13740	Business Unit 6 Income - MEITA	0.00		0.00		0.00		0.00		0.00				
13741	Business Unit 7 Income	0.00		0.00		0.00		0.00		0.00				
13742	Business Unit 8 Income - MacIntosh	0.00		0.00		0.00		0.00		0.00				
13743	Business Unit 9 Income - S & K	3,000.00		0.00		0.00		0.00		3,000.00				
13744	Business Units - Common Income	0.00		0.00		0.00		0.00		0.00				
13745	Super Towns Income	0.00		0.00		0.00		0.00		0.00				
13746	L/Govt Energy Efficiency Program	0.00		0.00		0.00		0.00		0.00				
SUB-TOTAL		13,975.00	470,720.15	2,573.11	481,031.92	2,140.00	422,565.00	2,573.11	310,634.26		13,975.00	474,912.97	0.00	4,192.82
CAPITAL EXPENDITURE														
13750	Purchase Furniture & Equipment - Economic		0.00		0.00		0.00		0.00		0.00			
13751	Purchase Plant & Equipment - Other Econom		0.00		0.00		0.00		0.00		0.00			
13752	Economic Development Reserve Interest ex		2,036.00		2,036.00		1,690.00		681.50		2,036.00			
13753	Purchase L & B - Incubator Project Jobs													
	INC Business Incubators		0.00		0.00		0.00		0.00		0.00			
13754	Reserve Funds ex Muni (R4R)		0.00		0.00		0.00		0.00		0.00			
13755	Infrastructure Carpark- Incubators (Business		0.00		0.00		0.00		0.00		0.00			
13756	Community Development Reserve Funds ex		22,423.00		22,423.00		18,680.00		10,983.37		22,423.00			
13757	Purchase Land & Buildings - Economic Deve		0.00		0.00		0.00		0.00		0.00			
13758	Transfer to Morawa Community Future Fund:		4,336.00		4,336.00		3,610.00		34,067.46 ▲		4,336.00			
13759	Reserve Funds ex Muni (Future Fund)		37,539.00		37,539.00		31,280.00		23,580.87		37,539.00			
13760	Transfer Interest to Solar Thermal Power Re:		0.00		0.00		0.00		0.00		0.00			
13761	Transfer Interest to Morawa Revitalisation Re		0.00		0.00		0.00		0.00		0.00			
13762	Morawa Revitalisation - Road Infrastructure Jobs													

11.2.3 - Attachment 2

SHIRE OF MORAWA
SCHEDULE 13 - ECONOMIC SERVICES
Financial Statement for Period Ended
30 April 2020

ECONOMIC DEVELOPMENT GL # JOB #		Adopted Budget		Revised Budget		YTD Budget		YTD Actual		Forecast Actual		Alter		Comments
		Revenue \$	Expenditure \$	Revenue \$	Expenditure \$	Revenue \$	Expenditure \$	Revenue \$	Expenditure \$	Revenue \$	Expenditure \$	Revenue \$	Expenditure \$	
13763	REV02 Phase 1 - Road Freight Alignment Bypass Morawa Revitalisation - Other Infrastructure Jobs		0.00		0.00		0.00		0.00		0.00			
	REV01 Phase 2 - Civic Square/Pedestrian Crossing		0.00		0.00		0.00		0.00		0.00			
	REV03 Mwp-Morawa Town Revitalisation Project		0.00		0.00		0.00		0.00		0.00			
	REV04 Town Square Cctv Cameras		0.00		0.00		0.00		0.00		0.00			
	REV05 Construction Of Footpath & Heritage Trail		0.00		0.00		0.00		0.00		0.00			
13764	Investment in North Midlands Solar Thermal		0.00		0.00		0.00		0.00		0.00			
13765	Transfer to Morawa Community Future Fund:	31,908.15		32,492.00		27,070.00		0.00		▼	32,492.00		583.85	
13766	Wireles & Mobile Blackspot Coverage		0.00		0.00		0.00		0.00		0.00			
13767	Transfer to Business Units Reserve	20,000.00		20,000.00				0.00			20,000.00			
13768	Transfer Interest to Business Units Reserve	2,256.00		2,256.00		1,880.00		755.16			2,256.00			
13769	Infrastructure Other - Economic Developmen		0.00		0.00		0.00		0.00		0.00			
13780	Land Development - Costs of Acquisition Jobs													
	LD001 Industrial Land Development - Costs Of Acquisition		0.00		0.00		0.00		0.00		0.00			
13781	Land Development - Development Costs Jobs													
	LD002 Industrial Land Development - Development Costs		0.00		0.00		0.00		0.00		0.00			
13782	Transfer to COVID-19 Emergency Response		0.00	160,000.00		160,000.00		160,000.00			110,000.00		110,000.00	
CAPITAL REVENUE														
13770	Proceeds on sale of L & B	0.00		0.00		0.00		0.00			0.00			
13771	Realisation on Asset Disposals - Economic D	0.00		0.00		0.00		0.00			0.00			
13772	Sale of Plant & Equipment	0.00		0.00		0.00		0.00			0.00			
13773	Grants ex Reserve	0.00		0.00		0.00		0.00			0.00			
13774	Proceeds Sale of Iron Ore Fines	0.00		0.00		0.00		0.00			0.00			
13775	Transfer ex Economic Development Res	100,000.00		110,000.00		0.00		110,000.00			110,000.00		10,000.00	
13776	Transfer from Morawa Future Fund Interest F	0.00		0.00		0.00		0.00			0.00			
13777	Transfer from Future Funds Reserve	31,908.15		82,492.00		32,492.00		82,491.76		▲	82,492.00		50,583.85	
13778	Transfer From Community Development Res	0.00		0.00		0.00		0.00			0.00			
13779	Transfer from Unspent Grants Reserve	0.00		0.00		0.00		0.00			0.00			
37320	Transfer Ex Reserve SuperTowns	0.00		0.00		0.00		0.00			0.00			
SUB-TOTAL		131,908.15	120,498.15	192,492.00	281,082.00	32,492.00	244,210.00	192,491.76	230,068.36		192,492.00	231,082.00	60,583.85	110,583.85
TOTAL - ECONOMIC DEVELOPMENT		145,883.15	591,218.30	195,065.11	762,113.92	34,632.00	666,775.00	195,064.87	540,702.62		206,467.00	705,994.97	60,583.85	114,776.67

SHIRE OF MORAWA
 SCHEDULE 14 - OTHER PROPERTY & SERVICES
 Financial Statement for Period Ended
 30 April 2020

PROGRAMME SUMMARY	Adopted Budget		Revised Budget		YTD Budget		YTD Actual		Forecast Actual		Comments
	Revenue \$	Expenditure \$	Revenue \$	Expenditure \$	Revenue \$	Expenditure \$	Revenue \$	Expenditure \$	Revenue \$	Expenditure \$	
OPERATING EXPENDITURE											
Private Works		40,377.00		40,458.22		34,160.00		48,190.81 ▲		40,360.00	
Public Works Overheads		92.65		0.00		5,962.00		55,943.80 ▲		0.00	
Plant Operation Costs		0.00		0.00		911.00		62,199.59 ▲		0.00	
Administration		(0.23)		0.00		23,837.00		7,614.97 ▼		0.00	
MWLGSA Overheads (Direct Costs)		0.00		0.00		0.00		1,530.46		0.00	
Salaries & Wages		0.00		0.00		0.00		0.00		0.00	
Unclassified		0.00		0.00		0.00		0.00		0.00	
Town Planning Schemes		0.00		0.00		0.00		0.00		0.00	
Stock Fuels & Oils		0.00		0.00		0.00		(28,892.34)		0.00	
OPERATING REVENUE											
Private Works	75,000.00		75,000.00		62,500.00		65,802.60		75,000.00		
Public Works Overheads	0.00		0.00		0.00		0.00		0.00		
Plant Operation Costs	0.00		0.00		0.00		2,498.05		0.00		
Administration	9,900.00		16,338.47		14,430.00		30,846.97 ▲		9,900.00		
MWLGSA Overheads (Direct Costs)	0.00		0.00		0.00		0.00		0.00		
Salaries & Wages	0.00		0.00		0.00		0.00		0.00		
Unclassified	9,900.00		9,950.00		8,280.00		7,425.00		9,900.00		
Town Planning Schemes	0.00		0.00		0.00		0.00		0.00		
Stock Fuels & Oils	40,000.00		40,000.00		30,000.00		26,278.37		40,000.00		
SUB-TOTAL	134,800.00	40,469.42	141,288.47	40,458.22	115,210.00	64,870.00	132,850.99	146,587.29	134,800.00	40,360.00	
CAPITAL EXPENDITURE											
Private Works		0.00		0.00		0.00		0.00		0.00	
Public Works Overheads		0.00		0.00		0.00		0.00		0.00	
Plant Operation Costs		0.00		0.00		0.00		0.00		0.00	
Administration		103,946.00		83,946.00		78,280.00		60,631.12 ▼		103,946.00	
MWLGSA Overheads (Direct Costs)		0.00		0.00		0.00		0.00		0.00	
Salaries & Wages		0.00		0.00		0.00		0.00		0.00	
Unclassified		0.00		0.00		0.00		0.00		0.00	
Town Planning Schemes		0.00		0.00		0.00		0.00		0.00	
Stock Fuels & Oils		0.00		0.00		0.00		0.00		0.00	
CAPITAL REVENUE											
Private Works	0.00		0.00		0.00		0.00		0.00		
Public Works Overheads	0.00		0.00		0.00		0.00		0.00		
Plant Operation Costs	0.00		0.00		0.00		0.00		0.00		
Administration	0.00		0.00		0.00		0.00		0.00		
MWLGSA Overheads (Direct Costs)	0.00		0.00		0.00		0.00		0.00		
Salaries & Wages	0.00		0.00		0.00		0.00		0.00		
Unclassified	0.00		0.00		0.00		0.00		0.00		
Town Planning Schemes	0.00		0.00		0.00		0.00		0.00		
Stock Fuels & Oils	0.00		0.00		0.00		0.00		0.00		
SUB-TOTAL	0.00	103,946.00	0.00	83,946.00	0.00	78,280.00	0.00	60,631.12	0.00	103,946.00	
TOTAL - PROGRAMME SUMMARY	134,800.00	144,415.42	141,288.47	124,404.22	115,210.00	143,150.00	132,850.99	207,218.41	134,800.00	144,306.00	

SHIRE OF MORAWA
 SCHEDULE 14 - OTHER PROPERTY & SERVICES
 Financial Statement for Period Ended
 30 April 2020

PRIVATE WORKS GL # JOB #	Adopted Budget		Revised Budget		YTD Budget		YTD Actual		Forecast Actual		Comments
	Revenue \$	Expenditure \$	Revenue \$	Expenditure \$	Revenue \$	Expenditure \$	Revenue \$	Expenditure \$	Revenue \$	Expenditure \$	
OPERATING EXPENDITURE											
14100 Administration Allocated - Private Works		4,119.00		4,200.22		3,500.00		3,247.12		4,102.00	
14101 Expenditure - Private Works Jobs											
W0650 Private Works - General		36,258.00		36,258.00		30,660.00		0.00		36,258.00	
W1288 Sweeping Gneabba - Shire Of Carnamah		0.00		0.00		0.00		2,647.90		0.00	
W1289 Mungada Road		0.00		0.00		0.00		7,230.75		0.00	
W1291 Maca Mining - Tilley Rd		0.00		0.00		0.00		3,953.30		0.00	
W1292 Water Corp Lane Way		0.00		0.00		0.00		439.93		0.00	
W1293 School Cracker Dust		0.00		0.00		0.00		0.00		0.00	
W1295 Road Broom - Three Springs		0.00		0.00		0.00		1,636.19		0.00	
W1296 Lot 435 Evans/Solomon St Mowing		0.00		0.00		0.00		205.26		0.00	
W1297 RFDS Short Circuit Race Track		0.00		0.00		0.00		660.68		0.00	
W1298 Slashing of block - Dixie Holt		0.00		0.00		0.00		110.46		0.00	
W1299 Karar Mining Ltd		0.00		0.00		0.00		6,037.42		0.00	
W1300 Shire of Three Springs - Hire of Road Broom		0.00		0.00		0.00		1,139.12		0.00	
W1301 Alex Horsly - 456 Carslake Road (water)		0.00		0.00		0.00		456.32		0.00	
W1302 Estate of Malcolm Trevor Ruwoldt - Yard Cle		0.00		0.00		0.00		1,126.21		0.00	
W1303 M Thorton		0.00		0.00		0.00		338.18		0.00	
W1304 Shire of Perenjori - Road Broom		0.00		0.00		0.00		1,597.07		0.00	
W1305 Shire of Eneabba - Road Broom		0.00		0.00		0.00		2,683.24		0.00	
W1306 Andrew Denham - Dreghorn St, Morawa		0.00		0.00		0.00		109.94		0.00	
W1307 Water to Ag School		0.00		0.00		0.00		596.83		0.00	
W1308 Water to Ag School - Water Corp		0.00		0.00		0.00		464.17		0.00	
W1309 22 Richter Ave - Yard Cleaning		0.00		0.00		0.00		236.37		0.00	
W1310 Three Springs - Road Broom		0.00		0.00		0.00		1,364.12		0.00	
W1311 Shire of Perenjori - Road sweeping		0.00		0.00		0.00		620.64		0.00	
W1312 Shire of Carnamah - Road sweeping		0.00		0.00		0.00		2,326.66		0.00	
W1313 Shire of Mingenew - Road Sweeping		0.00		0.00		0.00		2,406.39		0.00	
W1314 Water to Ag School		0.00		0.00		0.00		435.32		0.00	
W1316 Shire of Carnamah - Road sweeping		0.00		0.00		0.00		1,363.92		0.00	
W1317 Three Springs Road Broom		0.00		0.00		0.00		1,203.45		0.00	
W1319 Road Broom - Mingenew		0.00		0.00		0.00		1,487.33		0.00	
W1320 Road Broom Perenjori		0.00		0.00		0.00		1,138.93		0.00	
W1321 Morawa Ag College - dig hole		0.00		0.00		0.00		372.38		0.00	
W1322 Brad Porter		0.00		0.00		0.00		118.24		0.00	
W1323 Cheryl Walton		0.00		0.00		0.00		436.97		0.00	
14102 Private Works - ISA Project - Main Roads		0.00		0.00		0.00		0.00		0.00	
OPERATING REVENUE											
14130 Income from Private Works	75,000.00		75,000.00		62,500.00		65,802.60		75,000.00		
SUB-TOTAL	75,000.00	40,377.00	75,000.00	40,458.22	62,500.00	34,160.00	65,802.60	48,190.81	75,000.00	40,360.00	
CAPITAL EXPENDITURE											
CAPITAL REVENUE											
SUB-TOTAL	0.00	0.00	0.00	0.00	0.00	0.00	0.00	0.00	0.00	0.00	
TOTAL - PRIVATE WORKS	75,000.00	40,377.00	75,000.00	40,458.22	62,500.00	34,160.00	65,802.60	48,190.81	75,000.00	40,360.00	

SHIRE OF MORAWA
SCHEDULE 14 - OTHER PROPERTY & SERVICES
Financial Statement for Period Ended
30 April 2020

PUBLIC WORKS OVERHEADS GL # JOB #	Adopted Budget		Revised Budget		YTD Budget		YTD Actual		Forecast Actual		Comments
	Revenue \$	Expenditure \$	Revenue \$	Expenditure \$	Revenue \$	Expenditure \$	Revenue \$	Expenditure \$	Revenue \$	Expenditure \$	
OPERATING EXPENDITURE											
14200 Administration Allocated - PWO		266,032.00		271,297.12		226,080.00		209,704.47		264,953.22	
14201 Employee Expenses - Works Supervisor		127,268.00		127,268.00		106,050.00		170,455.12 ▲		127,268.00	
14202 Vehicle Expenses - Works Supervisor		8,798.00		5,000.00		4,160.00		(2,478.66)		8,798.00	
14203 Other Expenses - Works Supervisor		1,080.00		1,080.00		890.00		631.65		1,080.00	
14204 Sick Leave Expense - Outside Staff		32,796.00		35,000.00		29,160.00		27,618.53		32,796.00	
14205 Annual & Long Service Leave - Outside Staf		77,068.25		77,068.25		65,208.00		62,665.71		77,068.25	
14206 Public Holiday Pay - Outside Staff		39,270.00		39,270.00		35,996.00		36,331.75		39,270.00	
14207 Superannuation - Outside Staff		97,822.00		97,822.00		82,766.00		87,730.51		97,822.00	
14208 Training - Outside Staff		0.00		0.00		0.00		0.00		0.00	
14209 OSH Programme & Training		22,722.00		30,000.00		24,980.00		35,425.69 ▲		22,722.00	
14210 Protective Clothing - Outside Staff		6,000.00		3,000.00		2,500.00		2,360.56		6,000.00	
14211 Insurance on Works		21,906.00		21,906.00		21,902.00		21,773.86		21,906.00	
14212 Contribution to Regional Risk Co-ordinator		9,000.00		9,000.00		4,500.00		4,606.00		9,000.00	
14213 Travel & Conference Expenses		1,000.00		1,000.00		750.00		415.66		1,000.00	
14214 Relocation Expenses		3,000.00		1,500.00		1,500.00		49.90		3,000.00	
14215 Safety Equipment		5,000.00		5,000.00		4,160.00		3,478.05		5,000.00	
14216 Minor Expenses Including Sundry Plant Ope		14,581.40		14,581.40		12,140.00		(22,803.06) ▼		14,581.40	
14217 Engineering Costs		5,000.00		5,000.00		4,160.00		3,950.00		5,000.00	
14218 Consultancy Services		7,500.00		32,500.00		27,080.00		27,497.31		7,500.00	
14220 Expendable Stores Expense		15,000.00		10,000.00		8,330.00		4,681.72		15,000.00	
14222 Salary Sacrifice - Housing		0.00		0.00		0.00		0.00		0.00	
14223 Housing Costs Allocated - PWO's		78,175.00		89,504.00		74,580.00		72,320.29		78,175.00	
14224 Advertising - PWO		3,000.00		3,000.00		2,250.00		1,197.00		3,000.00	
14225 Traffic Management Signs		2,000.00		2,000.00		1,660.00		0.00		2,000.00	
14226 Medical Examination Costs		2,000.00		1,250.00		1,040.00		776.00		2,000.00	
14227 Minor Plant Purchases		0.00		0.00		0.00		0.00		0.00	
14228 Backpay/Adjustments		0.00		0.00		0.00		0.00		0.00	
14229 Workers Compensation Leave		0.00		0.00		0.00		0.00		0.00	
14239 Traineeship -		0.00		0.00		0.00		0.00		0.00	
14242 Unallocated Wages		0.00		0.00		0.00		(108.25)		0.00	
14243 Depreciation - PWO's		11,976.00		11,976.00		9,980.00		9,976.94		11,976.00	
<i>Recovered amounts</i>											
14219 Overheads Allocated to Public Works		(857,902.00)		(895,022.77)		(745,860.00)		(702,312.95)		(856,915.87)	
OPERATING REVENUE											
14240 Income Relating to Public Works Overheads	0.00		0.00		0.00		0.00		0.00		
14241 Workers Compensation Reimbursements	0.00		0.00		0.00		0.00		0.00		
SUB-TOTAL	0.00	92.65	0.00	0.00	0.00	5,962.00	0.00	55,943.80		0.00	0.00
CAPITAL EXPENDITURE											
14251 Purchase Plant & Equip - PWO		0.00		0.00		0.00		0.00		0.00	
14252 Purchase Furniture & Equipment - PWO		0.00		0.00		0.00		0.00		0.00	
CAPITAL REVENUE											
14261 Proceeds on Asset Disposal - Public Works	0.00		0.00		0.00		0.00		0.00		
14262 Realisation on Asset Disposal - Public Work	0.00		0.00		0.00		0.00		0.00		
SUB-TOTAL	0.00	0.00	0.00	0.00	0.00	0.00	0.00	0.00		0.00	0.00
TOTAL - PUBLIC WORKS OVERHEADS	0.00	92.65	0.00	0.00	0.00	5,962.00	0.00	55,943.80		0.00	0.00

11.2.3 - Attachment 2

SHIRE OF MORAWA
 SCHEDULE 14 - OTHER PROPERTY & SERVICES
 Financial Statement for Period Ended
 30 April 2020

PLANT OPERATION COSTS GL # JOB #	Adopted Budget		Revised Budget		YTD Budget		YTD Actual		Forecast Actual		Comments
	Revenue \$	Expenditure \$	Revenue \$	Expenditure \$	Revenue \$	Expenditure \$	Revenue \$	Expenditure \$	Revenue \$	Expenditure \$	
<u>OPERATING EXPENDITURE</u>											
14300 Admin Alloc (POC)		0.00		0.00		0.00		0.00		0.00	
14301 Paris & Repairs		87,650.00		105,000.00		87,490.00		124,062.66 ▲		105,000.00	
14302 Grader Blades & Cutting Points		6,000.00		6,000.00		5,000.00		5,548.80		6,000.00	
14303 Insurance - Plant		30,783.12		32,500.00		27,080.00		29,148.03		32,500.00	
14304 Fuel & Oils		188,999.20		180,000.00		150,000.00		142,937.08		180,000.00	
14305 Tyres and Tubes		59,030.00		35,000.00		29,160.00		6,716.20 ▼		35,000.00	
14306 Minor Equipment Purchases (Expendable T		0.00		0.00		0.00		0.00		0.00	
14307 Internal Repair Wages		148,396.00		148,396.00		123,660.00		43,017.84 ▼		148,396.00	
14308 Licences - Plant		5,581.00		5,581.00		5,581.00		7,917.98		5,581.00	
14309 Plant Depreciation costs from Assets - DO N		0.00		0.00		0.00		0.00		0.00	
14310 Leasing of Plant		0.00		0.00		0.00		0.00		0.00	
14509 Plant Depreciation costs from Assets		148,346.00		148,346.00		123,620.00		154,600.86 ▲		148,346.00	
<i>Recovered amounts</i>											
14320 Plant Operation Costs Allocated to Works		(674,785.32)		(660,823.00)		(550,680.00)		(451,749.86) ▼		(660,823.00)	
14530 Depreciation allocated to work's and svces		0.00		0.00		0.00		0.00		0.00	
<u>OPERATING REVENUE</u>											
14431 Reimbursements POC	0.00		0.00		0.00		2,498.05		0.00		
SUB-TOTAL	0.00	0.00	0.00	0.00	0.00	911.00	2,498.05	62,199.59	0.00	0.00	
<u>CAPITAL EXPENDITURE</u>											
<u>CAPITAL REVENUE</u>											
SUB-TOTAL	0.00	0.00	0.00	0.00	0.00	0.00	0.00	0.00	0.00	0.00	
TOTAL - PLANT OPERATION COSTS	0.00	0.00	0.00	0.00	0.00	911.00	2,498.05	62,199.59	0.00	0.00	

11.2.3 - Attachment 2

SHIRE OF MORAWA
 SCHEDULE 14 - OTHER PROPERTY & SERVICES
 Financial Statement for Period Ended
 30 April 2020

ADMINISTRATION GL # JOB #	Adopted Budget		Revised Budget		YTD Budget		YTD Actual		Forecast Actual		Comments
	Revenue \$	Expenditure \$	Revenue \$	Expenditure \$	Revenue \$	Expenditure \$	Revenue \$	Expenditure \$	Revenue \$	Expenditure \$	
OPERATING EXPENDITURE											
14600 Salaries & Wages - Admin		669,176.00		669,176.00		566,160.00		513,178.49		669,176.00	
14601 Leave Liability To Other Shires		0.00		0.00		0.00		0.00		0.00	
14602 Superannuation - Admin		79,928.40		79,928.40		67,570.00		69,399.81		79,928.40	
14603 Office Equipment - Salary Sacrifice		0.00		0.00		0.00		0.00		0.00	
14604 Personal Professional Development		3,000.00		3,000.00		2,250.00		4,889.56		3,000.00	
14605 Staff Uniform Expense - Admin		2,000.00		2,000.00		1,660.00		701.71		2,000.00	
14606 OSH Programme & Training - Admin		15,000.00		8,750.00		7,290.00		3,773.82		8,750.00	
14607 Fringe Benefits Tax - Admin		30,000.00		30,000.00		22,500.00		27,738.11		30,000.00	
14608 Relocation Expenses - Admin		10,000.00		10,000.00		7,500.00		3,786.36		10,000.00	
14609 Insurance Premiums - Admin		21,220.71		21,220.71		18,562.00		46,955.15	▲	21,220.71	
14610 Conference Expenses - Admin		7,750.00		7,750.00		7,750.00		3,087.58		7,750.00	
14611 Motor Vehicle Expenses - Admin		17,534.00		17,534.00		14,610.00		13,398.48		17,534.00	
14612 Travel & Accommodation - Admin		7,500.00		7,500.00		6,250.00		3,801.65		7,500.00	
14613 Housing Costs Allocated - Admin		50,301.48		76,051.98		63,370.00		72,319.04		50,300.98	
14614 Consultancy Services - Admin		125,000.00		125,000.00		104,160.00		109,825.81		125,000.00	
14615 Office Building Maintenance - Admin											
B14615 Office Building Maintenance - Admin		53,972.18		53,972.18		45,622.00		30,814.99		53,972.18	
14616 Archive & Records Storage		5,000.00		5,000.00		4,160.00		1,157.20		5,000.00	
14617 Office Equipment Maintenance - Admin		5,000.00		5,000.00		4,160.00		319.10		5,000.00	
14618 Office Equipment Purchases Expensed		20,000.00		20,000.00		16,660.00		3,682.43	▼	20,000.00	
14619 Computer Maintenance Expense		61,400.00		61,400.00		51,160.00		22,833.76	▼	61,400.00	
14620 Computer Software Support & Licenses		93,893.00		93,893.00		93,893.00		102,455.38		93,893.00	
14621 Miscellaneous/Other Office Expenses		1,000.00		1,000.00		830.00		1,271.39		1,000.00	
14622 Photocopier Finance Expenses		4,784.00		4,784.00		3,980.00		2,417.40		4,784.00	
14623 Telecommunications - Admin		10,000.00		10,130.84		8,450.00		16,502.62		10,130.84	
14624 Legal Expenses Administration		15,000.00		12,500.00		10,410.00		4,020.93		12,500.00	
14625 Postage & Freight		5,500.00		5,500.00		4,580.00		2,255.85		5,500.00	
14626 Printing & Stationery - Admin		21,000.00		21,000.00		17,500.00		13,819.27		21,000.00	
14627 Advertising - Admin		10,000.00		7,500.00		6,240.00		1,895.86		7,500.00	
14628 Provision/Write off Sundry Debtors (previous)		1,500.00		1,500.00		0.00		0.00		1,500.00	
14629 Bank Fees and Charges & Interest Expense		5,000.00		10,000.00		8,330.00		8,775.58		10,000.00	
14630 Depreciation - Admin		63,537.00		63,537.00		52,940.00		30,678.60	▼	63,537.00	
14631 ClickSuper		0.00		0.00		0.00		0.00		0.00	
14632 Bank Fees and Charges Overdraft Facilities		0.00		0.00		0.00		0.00		0.00	
14633 Luxury Car Tax		0.00		0.00		0.00		0.00		0.00	
14634 Paid Parental Leave (Centrelink) - Admin		4,900.00		4,900.00		4,900.00		4,731.34		4,900.00	
14638 Loss on Disposal of Assets - Administration		29,000.00		38,046.52		31,700.00		29,246.52		29,246.52	
Recovered amounts											
14639 Administration Costs Allocated Across Progr		(1,448,897.00)		(1,477,574.63)		(1,231,310.00)		(1,142,118.82)		(1,443,023.63)	
OPERATING REVENUE											
14640 Income relating to Administration	5,000.00		11,438.47		9,530.00		27,884.57		▲	5,000.00	
14641 Leave Liability from other Shires	0.00		0.00		0.00		0.00			0.00	
14642 Traineeship Incentives	0.00		0.00		0.00		0.00			0.00	
14643 Salary Sacrifice Reimbursements	0.00		0.00		0.00		0.00			0.00	
14644 Paid Parental Leave (Centrelink) Mun	4,900.00		4,900.00		4,900.00		2,962.40			4,900.00	
14672 Grant/Contributions	0.00		0.00		0.00		0.00			0.00	
14674 Profit on Disposal of Assets - Administration	0.00		0.00		0.00		0.00			0.00	
SUB-TOTAL	9,900.00	(0.23)	16,338.47	0.00	14,430.00	23,837.00	30,846.97	7,614.97		9,900.00	0.00
CAPITAL EXPENDITURE											
14650 Purchase Plant - Administration		95,000.00		75,000.00		75,000.00		59,310.55	▼	95,000.00	
14651 Purchase Furniture & Equipment Administra		0.00		0.00		0.00		0.00		0.00	
14652 Leave Reserve Interest ex Muni		0.00		0.00		0.00		0.00		0.00	

11.2.3 - Attachment 2

SHIRE OF MORAWA
 SCHEDULE 14 - OTHER PROPERTY & SERVICES
 Financial Statement for Period Ended
 30 April 2020

ADMINISTRATION GL # JOB #	Adopted Budget		Revised Budget		YTD Budget		YTD Actual		Forecast Actual		Comments
	Revenue \$	Expenditure \$	Revenue \$	Expenditure \$	Revenue \$	Expenditure \$	Revenue \$	Expenditure \$	Revenue \$	Expenditure \$	
14653 Purchase Land & Buildings - Admin											
B14653 Admin Office Upgrade		0.00		0.00		0.00		0.00		0.00	
U165 Neff Office Upgrade		0.00		0.00		0.00		0.00		0.00	
14654 Transfer Interest to Leave Reserve ex Muni		3,946.00		3,946.00		3,280.00		1,320.57		3,946.00	
14655 Transfers to Leave Reserve - General		5,000.00		5,000.00		0.00		0.00		5,000.00	
CAPITAL REVENUE											
14670 Proceeds on Asset Disposal - Administrator	77,000.00		64,090.91		53,400.00		49,090.91		49,090.91		
14671 Realisation on Asset Disposal - Administrator	(77,000.00)		(64,090.91)		(53,400.00)		(49,090.91)		(49,090.91)		
14673 Transfer from Reserve - Administration	0.00		0.00		0.00		0.00		0.00		
SUB-TOTAL	0.00	103,946.00	0.00	83,946.00	0.00	78,280.00	0.00	60,631.12	0.00	103,946.00	
TOTAL - ADMINISTRATION	9,900.00	103,945.77	16,338.47	83,946.00	14,430.00	102,117.00	30,846.97	68,246.09	9,900.00	103,946.00	

11.2.3 - Attachment 2

SHIRE OF MORAWA
 SCHEDULE 14 - OTHER PROPERTY & SERVICES
 Financial Statement for Period Ended
 30 April 2020

SALARIES & WAGES GL # JOB #	Adopted Budget		Revised Budget		YTD Budget		YTD Actual		Forecast Actual		Comments
	Revenue \$	Expenditure \$	Revenue \$	Expenditure \$	Revenue \$	Expenditure \$	Revenue \$	Expenditure \$	Revenue \$	Expenditure \$	
<u>OPERATING EXPENDITURE</u>											
14701 Gross Salaries & Wages		1,972,390.22		1,972,390.22		1,668,942.00		1,525,130.12		1,972,390.22	
14702 Worker's Comp Wages		0.00		0.00		0.00		0.00		0.00	
14715 Less Sal & Wages Alloc to Works		(1,972,390.22)		(1,972,390.22)		(1,668,942.00)		(1,525,130.12)		(1,972,390.22)	
<u>OPERATING REVENUE</u>											
SUB-TOTAL	0.00	0.00	0.00	0.00	0.00	0.00	0.00	0.00	0.00	0.00	
<u>CAPITAL EXPENDITURE</u>											
<u>CAPITAL REVENUE</u>											
SUB-TOTAL	0.00	0.00	0.00	0.00	0.00	0.00	0.00	0.00	0.00	0.00	
TOTAL - SALARIES & WAGES	0.00	0.00	0.00	0.00	0.00	0.00	0.00	0.00	0.00	0.00	

11.2.3 - Attachment 2

SHIRE OF MORAWA
 SCHEDULE 14 - OTHER PROPERTY & SERVICES
 Financial Statement for Period Ended
 30 April 2020

UNCLASSIFIED GL # JOB #	Adopted Budget		Revised Budget		YTD Budget		YTD Actual		Forecast Actual		Bud Review Movement		Comments
	Revenue \$	Expenditure \$	Revenue \$	Expenditure \$	Revenue \$	Expenditure \$	Revenue \$	Expenditure \$	Revenue \$	Expenditure \$	Revenue \$	Expenditure \$	
<u>OPERATING EXPENDITURE</u>													
14800 Administration Allocated - Unclassified		0.00		0.00		0.00		0.00		0.00			
14801 Expenses Relating to Unclassified													
B1480 Chemist Maintenance		0.00		0.00		0.00		0.00		0.00			
14802 Other Expenses - Unclassified		0.00		0.00		0.00		0.00		0.00			
14805 Industrial - Lot 511 White Avenue													
B14805 Industrial - Lot 511 White Avenue		0.00		0.00		0.00		0.00		0.00			
14806 Industrial -Club Road,Morawa (Lots 50, 356,		0.00		0.00		0.00		0.00		0.00			
<u>OPERATING REVENUE</u>													
14830 Income Relating to Unclassified	9,900.00		5,000.00		4,160.00		0.00		9,900.00				
14831 Lot 501 White Ave (WNR Mining Camp)	0.00		4,950.00		4,120.00		7,425.00		0.00				
SUB-TOTAL	9,900.00	0.00	9,950.00	0.00	8,280.00	0.00	7,425.00	0.00	9,900.00	0.00	0.00	0.00	
<u>CAPITAL EXPENDITURE</u>													
14840 Purchase of Buildings		0.00		0.00		0.00		0.00		0.00			
14841 Purchase of Land		0.00		0.00		0.00		0.00		0.00			
<u>CAPITAL REVENUE</u>													
SUB-TOTAL	0.00	0.00	0.00	0.00	0.00	0.00	0.00	0.00	0.00	0.00	0.00	0.00	
TOTAL - UNCLASSIFIED	9,900.00	0.00	9,950.00	0.00	8,280.00	0.00		0.00	9,900.00	0.00	0.00	0.00	

11.2.3 - Attachment 2

SHIRE OF MORAWA
 SCHEDULE 14 - OTHER PROPERTY & SERVICES
 Financial Statement for Period Ended
 30 April 2020

STOCK FUELS & OILS GL # JOB #	Adopted Budget		Revised Budget		YTD Budget		YTD Actual		Forecast Actual		Bud Review Movement		Comments
	Revenue \$	Expenditure \$	Revenue \$	Expenditure \$	Revenue \$	Expenditure \$	Revenue \$	Expenditure \$	Revenue \$	Expenditure \$	Revenue \$	Expenditure \$	
<u>OPERATING EXPENDITURE</u>													
14401 Purchase of Stock Materials		188,999.20		188,999.20		157,490.00		103,466.40		188,999.20			
14402 Stock Allocated to Works and Plant		(188,999.20)		(188,999.20)		(157,490.00)		(132,358.74)		(188,999.20)			
<u>OPERATING REVENUE</u>													
14430 Sale of Stock	0.00		0.00		0.00		114.55		0.00				
14432 Diesel Fuel Rebate	40,000.00		40,000.00		30,000.00		26,163.82		40,000.00				
SUB-TOTAL	40,000.00	0.00	40,000.00	0.00	30,000.00	0.00	26,278.37	(28,892.34)	40,000.00	0.00	0.00	0.00	
<u>CAPITAL EXPENDITURE</u>													
<u>CAPITAL REVENUE</u>													
SUB-TOTAL	0.00	0.00	0.00	0.00	0.00	0.00	0.00	0.00	0.00	0.00	0.00	0.00	
TOTAL - STOCK FUELS & OILS	40,000.00	0.00	40,000.00	0.00	30,000.00	0.00	26,278.37	(28,892.34)	40,000.00	0.00	0.00	0.00	



**Bankwest Corporate MasterCard
Statement**

MR ROBERT LESLIE PAULL
SHIRE OF MORAWA
PO BOX 14
MORAWA WA 6623

Period	28 Feb 20
--------	-----------

Monthly Spend Limit	\$10,000
---------------------	----------

SUMMARY OF YOUR SPEND	
Purchases	\$995.39
Cash Advances & Balance Transfers	\$0.00

YOUR TRANSACTION SUMMARY					
Date	Description			Debit	Credit
19 FEB 20	VISTAPR*VISTAPRINT.COM	866-8936743	NLD	\$29.97	
19 FEB 20	QANTAS AIRWAYS LIMIT	MASCOT		\$883.56	
21 FEB 20	BP WONTHELLA 1892	GERALDTON	WA	\$81.86	
Total				\$995.39	\$0.00

**SHIRE OF MORAWA
EMPLOYEE TIMESHEET**

Employee Name: Rob Paull
Employee Number: 163


Pay period ending: 15/04/2020

DAY	DATE	START	END	BREAK	START	END	BREAK	START	END	ORDINARY HOURS	LEAVE TYPE	LEAVE HOURS	ORDINARY HOURS + LEAVE
THURSDAY	02-Apr-20	7:30 AM	1:30 PM	0.50	2:00 PM	6:30 PM				10.50			10.50
FRIDAY	03-Apr-20	7:30 AM	1:30 PM	0.50	2:00 PM	6:30 PM				10.50			10.50
SATURDAY	04-Apr-20									0.00			0.00
SUNDAY	05-Apr-20									0.00			0.00
MONDAY	06-Apr-20	7:40 AM	1:30 PM	0.50	2:00 PM	6:30 PM				10.33			10.33
TUESDAY	07-Apr-20	7:45 AM	1:30 PM	0.50	2:00 PM	6:30 PM				10.25			10.25
WEDNESDAY	08-Apr-20	7:30 AM	1:30 PM	0.50	2:00 PM	6:30 PM				10.50			10.50
THURSDAY	09-Apr-20	7:15 AM	1:30 PM	0.50	2:00 PM	6:30 PM				10.75			10.75
FRIDAY	10-Apr-20									0.00	Public Holiday	7.6	7.60
SATURDAY	11-Apr-20									0.00			0.00
SUNDAY	12-Apr-20									0.00			0.00
MONDAY	13-Apr-20									0.00	Public Holiday	7.6	7.60
TUESDAY	14-Apr-20	7:35 AM	1:30 PM	0.50	2:00 PM	7:00 PM				10.92			10.92
WEDNESDAY	15-Apr-20	7:30 AM	1:30 PM	0.50	2:00 PM	7:00 PM				11.00			11.00
										84.75		15.20	99.95

LEAVE TYPES
Annual
Sick
Public Holiday
RDO

OFFICER'S CERTIFICATION

I certify that the details on this form are current, correct and the relevant leave forms have been submitted

Signature: 

Date: 15/4/2020

RDO Accrual 0.00

Ordinary Hours Paid 99.95

**SHIRE OF MORAWA
EMPLOYEE TIMESHEET**

Employee Name: **Rob Paull**
Employee Number: **163**

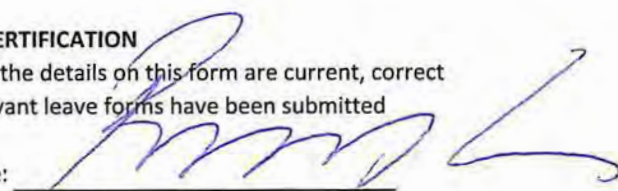
Pay period ending: **29/04/2020**

DAY	DATE	START	END	BREAK	START	END	BREAK	START	END	ORDINARY HOURS	LEAVE TYPE	LEAVE HOURS	ORDINARY HOURS + LEAVE
THURSDAY	16-Apr-20	7:30 AM	1:30 PM	0.50	2:00 PM	6:30 PM				10.50			10.50
FRIDAY	17-Apr-20	7:30 AM	1:30 PM	0.50	2:00 PM	6:30 PM				10.50			10.50
SATURDAY	18-Apr-20									0.00			0.00
SUNDAY	19-Apr-20									0.00			0.00
MONDAY	20-Apr-20	7:45 AM	1:30 PM	0.50	2:00 PM	6:20 PM				10.08			10.08
TUESDAY	21-Apr-20	7:45 AM	1:30 PM	0.50	2:00 PM	6:20 PM				10.08			10.08
WEDNESDAY	22-Apr-20	7:40 AM	1:30 PM	0.50	2:00 PM	5:55 PM				9.75			9.75
THURSDAY	23-Apr-20	7:40 AM	1:30 PM	0.50	2:00 PM	6:15 PM				10.08			10.08
FRIDAY	24-Apr-20	7:40 AM	1:30 PM	0.50	2:00 PM	6:40 PM				10.50			10.50
SATURDAY	25-Apr-20									0.00			0.00
SUNDAY	26-Apr-20									0.00			0.00
MONDAY	27-Apr-20									0.00	Public Holiday	7.6	7.60
TUESDAY	28-Apr-20	7:45 AM	1:30 PM	0.50	2:00 PM	6:50 PM				10.58			10.58
WEDNESDAY	29-Apr-20	7:30 AM	1:30 PM	0.50	2:00 PM	6:20 PM				10.33			10.33
										92.42		7.60	100.02

LEAVE TYPES
Annual
Sick
Public Holiday
RDO

OFFICER'S CERTIFICATION

I certify that the details on this form are current, correct and the relevant leave forms have been submitted

Signature: 
Date: 29/04/2020

RDO Accrual 0.00

Ordinary Hours Paid 100.02

Background information on the National Redress Scheme as adopted by the Western Australia State Government

BACKGROUND

The Royal Commission into Institutional Responses to Child Sexual Abuse (Royal Commission) was established in 2013 to investigate failures of public and private institutions to protect children from sexual abuse. The Royal Commission released three reports throughout the inquiry:

- Working with Children Checks (August 2015);
- Redress and Civil Litigation (September 2015); and
- Criminal Justice (August 2017).

The Royal Commission's Final Report (15 December 2017) incorporated findings and recommendations of the three previous reports and contained a total of 409 recommendations, of which 310 are applicable to the Western Australian Government and the broader WA community.

The implications of the Royal Commission's recommendations are twofold: the first is accountability for historical breaches in the duty of care that occurred before 1 July 2018 within any institution; the second is future-facing, ensuring better child safe approaches are implemented holistically moving forward.

The scope of this report addresses only the historical element of institutional child sexual abuse through the National Redress Scheme.

All levels of Australian society (including the WA local government sector and the Shire of Morawa) will be required to consider leading practice approaches to child safeguarding separately in the future.

National Redress Scheme

The Royal Commission's *Redress and Civil Litigation (September 2015)* Report recommended the establishment of a single National Redress Scheme (the Scheme) to recognise the harm suffered by survivors of institutional child sexual abuse.

The Scheme acknowledges that children were sexually abused, recognises the suffering endured, holds institutions accountable and helps those who have been abused access counselling, psychological services, an apology and a redress payment.

The Scheme commenced on 1 July 2018, will run for 10 years and offers eligible applicants three elements of Redress:

- A direct personal response (apology) from the responsible institution, if requested;
- Funds to access counselling and psychological care; and
- A monetary payment of up to \$150,000.

All State and Territory Governments and many major non-government organisations and church groups have joined the Scheme.

The WA Parliament has passed the legislation for the Government and WA based non-government organisations to participate in the National Redress Scheme.

The Western Australian Government (the State) started participating in the Scheme from 1 January 2019.

Under the *National Redress Scheme for Institutional Child Sexual Abuse Act 2018* (Cth), local governments may be considered a State Government institution.¹

A decision was made at the time of joining the Scheme to exclude WA local governments from the State Government's participation declaration. This was to allow consultation to occur with the sector about the Scheme, and for fuller consideration of how the WA local government sector could best participate.

DETAILS

Following extensive consultation, the State Government (December 2019):

- Noted the consultations undertaken to date with the WA local government sector about the National Redress Scheme;
- Noted the options for WA local government participation in the Scheme;
- Agreed to local governments participating in the Scheme as State Government institutions, with the State Government covering payments to the survivor; and
- Agrees to the Department of Local Government, Sport and Cultural Industries (DLGSC) leading further negotiations with the WA local government sector regarding local government funding costs, other than payments to the survivor including counselling, legal and administrative costs.

The following will be covered for local governments participating in the Scheme as a State Government institution and part of the State's declaration:

- Redress monetary payment provided to the survivor;
- Costs in relation to counselling, legal and administration (including the coordination of requests for information and record keeping in accordance with the *State Records Act 2000*); and

¹ Section 111(1)(b).

- Trained staff to coordinate and facilitate a Direct Personal Response (DPR – Apology) to the survivor if requested (on a fee for service basis with costs to be covered by the individual local government – see below for further explanation).

State Government financial support for local government participation in the Scheme, as set out, will ensure that Redress is available to as many WA survivors of institutional child sexual abuse as possible.

Individual local governments participating in the Scheme as a State Government institution, with the State will be responsible for:

- Providing the State with the necessary (facilities and services) information to participate in the Scheme;
- Resources and costs associated with gathering their own (internal) information and providing that information (Request for Information) to the State (if they receive a Redress application); and
- Costs associated with the delivery of a DPR (apology), if requested (based on a standard service fee, plus travel and accommodation depending on the survivor's circumstance). The State's decision includes that all requested DPR's will be coordinated and facilitated by the Redress Coordination Unit – Department of Justice, on every occasion.

The WALGA State Council meeting of 4 March 2020:

1. Acknowledged the State Government's decision to include the participation of Local Governments in the National Redress Scheme as part of the State's declaration;
2. Endorsed the negotiation of a Memorandum of Understanding and Template Service Agreement with the State Government, and
3. Endorsed by Flying Minute the Memorandum of Understanding prior to execution, in order to uphold requirements to respond within legislative timeframes.

The State and WALGA will sign a Memorandum of Understanding to reflect the principles of WA local governments participating in the Scheme as State Government institutions and being part of the State's declaration.

State agencies (led by DLGSC), WALGA and Local Government Professionals WA will support all local governments to prepare to participate in the Scheme from 1 July 2020 (or earlier, subject to completing the necessary arrangements).

The State's decision allows for the WA Government's Scheme participation declaration to be amended to include local governments and this report seeks endorsement of the Shire of Morawa's participation in the Scheme.

As an independent entity and for absolute clarity, it is essential that the Shire of Morawa formally indicates via a decision of Council, the intention to be considered a State Government institution (for the purposes on the National Redress Scheme) and be included in the WA Government's amended participation declaration.

The Shire of Morawa will not be included in the State's amended declaration, unless it formally decides to be included.

The financial and administrative coverage offered by the State will only be afforded to WA local governments that join the Scheme as a State Government institution, as part of the State's amended declaration.

The option also exists for the Shire of Morawa to formally decide not to participate in the Scheme (either individually or as part of the State's declaration).

Should the Shire of Morawa formally decide (via a resolution of Council) not to participate with the State or in the Scheme altogether, considerations for the Shire of Morawa include:

- Divergence from the Commonwealth, State, WALGA and the broader local government sector's position on the Scheme (noting the Commonwealth's preparedness to name-and-shame non-participating organisations).
- Potential reputational damage at a State, sector and community level.
- Complete removal of the State's coverage of costs and administrative support, with the Shire of Morawa having full responsibility and liability for any potential claim.
- Acknowledgement that the only remaining method of redress for a victim and survivor would be through civil litigation, with no upper limit, posing a significant financial risk to the Shire of Morawa.

Considerations for the Shire of Morawa

Detailed below is a list of considerations for the Shire of Morawa to participate in the Scheme:

1. Executing a Service Agreement

All Royal Commission information is confidential, and it is not known if the Shire of Morawa will receive a Redress application. A Service Agreement will only be executed if the Shire of Morawa receives a Redress application.

Shire of Morawa needs to give authority to an appropriate position / officer to execute a service agreement with the State, if a Redress application is received.

Timeframes for responding to a Request for Information are 3 weeks for priority applications and 7 weeks for non-priority applications. A priority application

timeframe (3 weeks) will be outside most Council meeting cycles and therefore it is necessary to provide the authorisation to execute an agreement in advance.

2. Reporting to Council if / when an application is received

Council will receive a confidential report, notifying when a Redress application has been received. All information in the report will be de-identified but will make Council aware that an application has been received.

3. Application Processing / Staffing and Confidentiality

Administratively the Shire of Morawa will determine:

- Which position(s) will be responsible for receiving applications and responding to Requests for Information;
- Support mechanisms for staff members processing Requests for Information.

The appointed person(s) will have a level of seniority in order to understand the magnitude of the undertaking and to manage the potential conflicts of interest and confidentiality requirements

4. Record Keeping

The State Records Office advised (April 2019) all relevant agencies, including Local Governments, of a 'disposal freeze' initiated under the *State Records Act 2000* (the Act) to protect past and current records that may be relevant to actual and alleged incidents of child sexual abuse. The Shire of Morawa's record keeping practices as a result, have been modified to ensure the secure protection and retention of relevant records. These records (or part thereof) may be required to be provided to the State's Redress Coordination Unit in relation to a Redress application.

The Redress Coordination Unit (Department of Justice) is the state record holder for Redress and will keep copies of all documentation and RFI responses. Local Governments will be required to keep their own records regarding a Redress application in a confidential and secure manner, and in line with all requirements in *The Act*.

5. Redress Decisions

The Shire of Morawa should note that decisions regarding Redress applicant eligibility and the responsible institution(s), are made by Independent Decision Makers, based on the information received by the applicant and any RFI responses. The State Government and the Shire of Morawa do not have any influence on the decision made and there is no right of appeal.

CONSULTATION

The State, through the Department of Local Government, Sport and Cultural Industries (DLGSC), consulted with the WA local government sector and other key stakeholders on the Royal Commission into Institutional Responses to Child Sexual Abuse (in 2018) and the National Redress Scheme (in 2019).

The consultation throughout 2019 has focused on the National Redress Scheme with the aim of:

- raising awareness about the Scheme;
- identifying whether WA local governments are considering participating in the Scheme;
- identifying how participation may be facilitated; and
- enabling advice to be provided to Government on the longer-term participation of WA local governments.

Between March and May 2019, DLGSC completed consultations that reached 115 out of 137 WA local governments via:

- Webinars to local governments, predominately in regional and remote areas;
- Presentations at 12 WALGA Zone and Local Government Professional WA meetings;
- Responses to email and telephone enquiries from individual local governments.

It was apparent from the consultations local governments were most commonly concerned about the:

- potential cost of Redress payments;
- availability of historical information;
- capacity of local governments to provide a Direct Personal Response (apology) if requested by Redress recipients;
- process and obligations relating to maintaining confidentiality if Redress applications are received, particularly in small local governments;
- lack of insurance coverage of Redress payments by LGIS, meaning local governments would need to self-fund participation and Redress payments.

LGIS published and distributed an update (April 2019) regarding the considerations and (potential) liability position of the WA local government sector in relation to the National Redress Scheme.

The WALGA State Council meeting on 3 July 2019 recommended that:

1. *WA local government participation in the State's National Redress Scheme declaration with full financial coverage by the State Government, be endorsed in principle, noting that further engagement with the sector will occur in the second half of 2019.*

2. *WALGA continue to promote awareness of the National Redress Scheme and note that local governments may wish to join the Scheme in the future to demonstrate a commitment to the victims of institutional child sexual abuse.*

DLGSC representatives presented at a WALGA hosted webinar on 18 February 2020 and presented at all WALGA Zone meetings in late February 2020.

The State's decision, in particular to cover the costs / payments to the survivor, has taken into account the feedback provided by local governments during the consultation detailed above.

STATUTORY IMPLICATIONS

The Shire of Morawa in agreeing to join the Scheme, is required to adhere to legislative requirements set out in the *National Redress Scheme for Institutional Child Sexual Abuse Act 2018* (Cth).

Authorisation of an appropriately appointed person to execute a service agreement with the State, if a Redress application is received, will be in accordance with s.9.49A(4) of the *Local Government Act 1995*.


FINANCIAL IMPLICATIONS

The State's decision will cover the following financial costs for local governments:

- Redress monetary payment provided to the survivor;
- Costs in relation to counselling, legal and administration (including the coordination or requests for information and record keeping); and
- Trained staff to coordinate and facilitate a Direct Personal Response (DPR – Apology) to the survivor if requested (on a fee for service basis with costs to be covered by the individual local government – see below).

The only financial cost the local government may incur will be the payment of the DPR's, which is on an 'as requested' basis by the survivor. This will be based on the standard service fee of \$3,000 plus travel and accommodation depending on the survivor's circumstances. All requested DPR's will be coordinated and facilitated by the Redress Coordination Unit – Department of Justice.

The State's decision also mitigates a significant financial risk to the local government in terms of waiving rights to future claims. Accepting an offer of redress has the effect of releasing the responsible participating organisation and their officials (other than the abuser/s) from civil liability for instances of sexual abuse and related non-sexual abuse of the person that is within the scope of the Scheme. This means that the person who receives redress through the Scheme, agrees to not bring or continue any civil claims against the responsible participating organisation in relation to any abuse within the scope of the Scheme.



National Redress Scheme for Institutional Child Sexual Abuse

**Department of Local Government, Sport
and Cultural Industries**

Information Paper

3 February 2020

Contents

1. SUMMARY - WA LOCAL GOVERNMENT: ROYAL COMMISSION AND REDRESS	3
2. CURRENT SITUATION - WA LOCAL GOVERNMENT PARTICIPATION IN THE NATIONAL REDRESS SCHEME.....	4
CURRENT TREATMENT OF WA LOCAL GOVERNMENTS IN THE SCHEME	4
3. CONSULTATION TO DATE WITH WA LOCAL GOVERNMENT SECTOR.....	5
4. WA GOVERNMENT DECISION - FUTURE PARTICIPATION OF WA LOCAL GOVERNMENTS IN THE NATIONAL REDRESS SCHEME	7
KEY ASPECTS OF THE STATE'S DECISION	8
5. CONSIDERATIONS FOR WA LOCAL GOVERNMENTS	10
CONFIDENTIALITY	10
APPLICATION PROCESSING / STAFFING	10
RECORD KEEPING.....	10
REDRESS DECISIONS	11
MEMORIALS.....	11
6. NEXT STEPS – PREPARATION FOR WA LOCAL GOVERNMENT PARTICIPATION IN THE SCHEME	12
ACKNOWLEDGEMENTS	13
FOR MORE INFORMATION	13
APPENDIX A.....	14
ROYAL COMMISSION INTO INSTITUTIONAL RESPONSES TO CHILD SEXUAL ABUSE – FURTHER INFORMATION	14
THE WESTERN AUSTRALIAN GOVERNMENT RESPONSE TO THE ROYAL COMMISSION.....	15
APPENDIX B.....	16
NATIONAL REDRESS SCHEME - FURTHER INFORMATION.....	16
SURVIVORS IN THE COMMUNITY	17
TREATMENT OF LOCAL GOVERNMENTS BY OTHER JURISDICTIONS	18
TIMEFRAME TO JOIN THE SCHEME.....	19
THE SCHEME'S STANDARD OF PROOF	19
MAXIMUM PAYMENT AND SHARED RESPONSIBILITY	20
EFFECT OF AN APPLICANT ACCEPTING AN OFFER OF REDRESS	20

1. SUMMARY - WA LOCAL GOVERNMENT: ROYAL COMMISSION AND REDRESS

The Western Australian Government (the State), through the Department of Local Government, Sport and Cultural Industries (DLGSC), has been consulting with the WA local government sector and other key stakeholders on the Royal Commission into Institutional Responses to Child Sexual Abuse (in 2018) and the National Redress Scheme (in 2019).

The consultation throughout 2019 has focused on the National Redress Scheme (the Scheme) with the aim of:

- raising awareness about the Scheme;
- identifying whether WA local governments are considering participating in the Scheme;
- identifying how participation may be facilitated; and
- enabling advice to be provided to Government on the longer-term participation of WA local governments.

Following this initial consultation and feedback gathered, the State Government considered a range of options regarding WA local government participation in the Scheme and reached a final position in December 2019.

DLGSC, supported by the Departments of Justice and Premier and Cabinet, will again engage with WA local governments in early 2020, to inform of the:

- State's decision and the implications for the sector (see [Section 4](#));
- Support (financial and administrative) to be provided by the State; and
- Considerations and actions needed to prepare for participation in the Scheme from 1 July 2020 (see [Section 5](#)).

DLGSC's second phase of engagement with WA local governments is summarised in the table below:

Description and Action	Agency	Timeline
Distribution of Information Paper to WA Local Governments	DLGSC	3 February 2020
WALGA hosted webinar	DLGSC / DPC	18 February 2020
Metro and Country Zone meetings	WA LG's / DLGSC	19 to 24 February 2020
State Council meeting – Finalisation of Participation arrangements	WALGA	4 March 2020
WALGA hosted webinar – Participation arrangements	DLGSC/ DPC	Mid-March 2020

Further information about the Royal Commission is available at [Appendix A](#) and the National Redress Scheme at [Appendix B](#) of this Information Paper.

The information in this Paper may contain material that is confronting and distressing. If you require support, please [click on this link](#) to a list of available support services.

2. CURRENT SITUATION - WA LOCAL GOVERNMENT PARTICIPATION IN THE NATIONAL REDRESS SCHEME

The WA Parliament passed the legislation required to allow for the Government and WA based non-government institutions to participate in the National Redress Scheme. The *National Redress Scheme for Institutional Child Sexual Abuse (Commonwealth Powers) Act 2018* (WA) took effect on 21 November 2018.

The WA Government commenced participating in the Scheme from 1 January 2019.

The State Government's Redress Coordination Unit within the Office of the Commissioner for Victims of Crime, Department of Justice:

- Acts as the State Government's single point of contact with the Scheme;
- Coordinates information from State Government agencies to the Scheme; and
- Coordinates the delivery of Direct Personal Responses (DPR) to redress recipients (at their request) by responsible State Government agencies to redress recipients.

CURRENT TREATMENT OF WA LOCAL GOVERNMENTS IN THE SCHEME

Under the *National Redress Scheme for Institutional Child Sexual Abuse Act 2018* (Cth), Local Governments may be considered a State Government institution.¹

There are several considerations for the State Government and Local Governments (both individually and collectively) about joining the Scheme.

The State Government considers a range of factors relating to organisations or bodies participation in the Scheme, before their inclusion in the declaration as a State Government institution. These factors include the capability and capacity of the agencies or organisations to:

- Respond to requests for information from the State Government's Redress Coordination Unit within prescribed timeframes;
- Financially contribute to the redress payment made by the Scheme on behalf of the agency or body; and
- Comply with the obligations of participating in the Scheme and the Commonwealth legislation.

A decision was made at the time of joining the Scheme to exclude WA local governments from the State Government's declaration. This was to allow consultation to occur with the local government sector about the Scheme, and for fuller consideration to be given to the mechanisms by which the sector could best participate in the Scheme.

¹ Section 111(1)(b).

3. CONSULTATION TO DATE WITH WA LOCAL GOVERNMENT SECTOR

The Department of Local Government, Sport and Cultural Industries (DLGSC) has been leading an information and consultation process with the WA local government sector about the Scheme. The Departments of Justice and Premier and Cabinet (DPC) have been supporting DLGSC in the process, which aimed to:

- Raise awareness about the Scheme;
- Identify whether local governments are considering participating in the Scheme;
- Identify how participation may be facilitated; and
- Enable advice to be provided to Government on the longer-term participation of WA local governments.

DLGSC distributed an initial *Information and Discussion Paper* in early January 2019 to WA local governments, the WA Local Government Association (WALGA), Local Government Professionals WA (LG Pro) and the Local Government Insurance Scheme (LGIS). Between March and May 2019, DLGSC completed consultations that reached 115 out of 137 WA local governments and involved:

- an online webinar to 35 local governments, predominantly from regional and remote areas;
- presentations at 12 WALGA Zone and LG Pro meetings; and
- responses to email and telephone enquiries from individual local governments.

It was apparent from the consultations that the local government sector had, at the time, a very low level of awareness of the Scheme prior to the consultations occurring, and that little to no discussion had occurred within the sector or individual local governments about the Scheme. Local governments were most commonly concerned about the:

- Potential cost of redress payments;
- Availability of historical information;
- Capacity of local governments to provide a Direct Personal Response (apology) if requested by redress recipients;
- Process and obligations relating to maintaining confidentiality if redress applications are received, particularly in small local governments;
- Lack of insurance coverage of redress payments by LGIS, meaning local governments would need to self-fund participation and redress payments.

LGIS Update (April 2019) – National Redress Scheme

LGIS published and distributed an update regarding the considerations and (potential) liability position of the WA local government sector in relation to the National Redress Scheme.

WALGA State Council Resolution

The WALGA State Council meeting of 3 July 2019 recommended that:

1. *WA local government participation in the State's National Redress Scheme declaration with full financial coverage by the State Government, be endorsed in principle, noting that further engagement with the sector will occur in the second half of 2019.*
2. *WALGA continue to promote awareness of the National Redress Scheme and note that local governments may wish to join the Scheme in the future to demonstrate a commitment to the victims of institutional child sexual abuse.*

It is understood that this recommendation was made with knowledge that it is ultimately a State Government decision as to whether:

- Local governments can participate in the Scheme as part of the State's Government's declaration; and
- The State Government will fund local government redress liability.

4. WA GOVERNMENT DECISION - FUTURE PARTICIPATION OF WA LOCAL GOVERNMENTS IN THE NATIONAL REDRESS SCHEME

Following the initial consultation process, a range of options for local government participation in the Scheme were identified by the State Government including:

1. WA Local governments be **excluded** from the State Government's declaration of participating institutions.

This means that: local governments may choose not to join the Scheme; or join the Scheme individually or as group(s), making the necessary arrangements with the Commonwealth and self-managing / self-funding all aspects of participation in the Scheme.

2. WA Local governments be **included** in the State Government's declaration of participating institutions.

There were three sub-options for ways local government participation as a State Government institution could be accommodated:

- a. Local governments cover all requirements and costs associated with their participation;
- b. The State Government covers payments to the survivor arising from local governments' participation, with costs other than payments to the survivor (including counselling, legal and administrative costs) being funded by local governments; or
- c. An arrangement is entered into whereby the State Government and local governments share the requirements and costs associated with redress – for example, on a capacity to pay and deliver basis.

The State Government considered the above options and resolved via the Community Safety and Family Support Cabinet Sub-Committee (December 2019) to:

- Note the consultations undertaken to date with the WA local government sector about the National Redress Scheme;
- Note the options for WA local government participation in the Scheme;
- Agree to local governments participating in the Scheme as State Government institutions, with the State Government covering payments to the survivor; and
- Agree to the DLGSC leading further negotiations with the WA local government sector regarding local government funding costs, other than payments to the survivor including counselling, legal and administrative costs.

KEY ASPECTS OF THE STATE'S DECISION

For clarity, the State's decision that means the following financial responsibilities are to be divided between the State Government and the individual local government that has a Redress application submitted, and then subsequently accepted by the Scheme Operator as a Redress claim.

State Government

The State Government will cover the following:

- Redress monetary payment provided to the survivor;
- Costs in relation to counselling, legal and administration (including the coordination of requests for information and record keeping); and
- Trained staff to coordinate and facilitate a Direct Personal Response or DPR (Apology) to the survivor if requested (on a fee for service basis with costs covered by the individual local government – see below).

Individual Local Government

The individual local government will be responsible for:

- Costs associated with gathering their own (internal) information if requested in a Redress application;
- Providing the State with the necessary information to participate in the Scheme; and
- Costs associated the delivery of a DPR (based on a standard service fee, plus travel and accommodation depending on the survivor's circumstance). *

* note – The State's decision includes that all DPR's will be coordinated and facilitated by the Redress Coordination Unit (Department of Justice) on every occasion, if a DPR is requested by the survivor.

This decision was made on the basis that:

- State Government financial support for local government participation in the Scheme, as set out, will ensure that redress is available to as many WA survivors of institutional child sexual abuse as possible.
- The demonstration of leadership by the State Government, as it will be supporting the local government sector to participate in the Scheme and recognising the WALGA State Council resolution of 3 July 2019, is consistent with the local government sector's preferred approach.
- Contributes to a nationally consistent approach to the participation of local governments in the Scheme, and particularly aligns with the New South Wales, Victorian and Tasmanian Governments' arrangements. This provides opportunity for the State Government to draw on lessons learned through other jurisdictions' processes.
- Ensures a consistent and quality facilitation of a DPR (by the State) if requested by the survivor.
- State Government financial support for any local government redress claims does not imply State Government responsibility for any civil litigation against local governments.

Noting the State's decision, a range of matters need to be considered and arrangements put in place to facilitate local governments participating with the State Government's declaration and meeting the requirements of the Scheme. Those arrangements will:

- provide for a consistent response to the Scheme by WA Government institutions, and for WA survivors accessing the Scheme; and
- mitigate concerns raised by local governments during consultations about complying with the processes and requirements of the Scheme.

5. CONSIDERATIONS FOR WA LOCAL GOVERNMENTS

Following the State's decision, a range of matters need to be considered by each local government and in some cases, actions taken in preparation for participating in the Scheme, these include:

CONFIDENTIALITY

- Information about applicants and alleged abusers included in RFIs (Requests for Information) is sensitive and confidential and is considered protected information under *The National Redress Act*, with severe penalties for disclosing protected information.
- Individual local governments will need to consider and determine appropriate processes to be put in place and staff members designated to ensure information remains confidential.

APPLICATION PROCESSING / STAFFING

- The timeframes for responding to an RFI are set in *The Act* and are 3 weeks for priority application and 7 weeks for non-priority applications. This RFI process will be supported by the State (DLGSC and the Redress Coordination Unit).
- Careful consideration should be given to determining which position will be responsible for receiving applications and responding to RFIs, due to the potentially confronting content of people's statement of abuse.
- Support mechanisms should be in place for these staff members, including access to EAP (Employee Assistance Program) or other appropriate support.
- The need for the appointed position and person(s) to have a level of seniority in order to understand the magnitude of the undertaking and to manage the potential conflicts of interest.
- The responsible position(s) or function(s) would benefit from being kept confidential in addition to the identity of the person appointed to it.

RECORD KEEPING

- The Redress Coordination Unit (Department of Justice) is the state record holder for Redress and will keep copies of all documentation and RFI responses. Local Governments will be required to keep their own records regarding a Redress application in a confidential and secure manner, and in line with all requirements of the *State Records Act 2000*.
- Consider secure storage of information whilst the RFI is being responded to.

REDRESS DECISIONS

- Decisions regarding redress applicant eligibility and responsible institution(s) are made by Independent Decision Makers, based on the information received by the applicant and any RFI responses. The State government does not have any influence on the decision made.
- There is no right of appeal.

MEMORIALS

- Survivors (individuals and / or groups) from within individual communities may ask about the installation of memorials. The State Government's view is to only consider memorialising groups, however locally, this is a decision of an individual local government.

6. NEXT STEPS – PREPARATION FOR WA LOCAL GOVERNMENT PARTICIPATION IN THE SCHEME

In addition to the second-phase information process outlined in section 1, the State will develop:

1. A Memorandum of Understanding (MOU) - to be executed between the State and WALGA following the (WALGA) State Council meeting on 4 March 2020.

The MOU will capture the overall principles of WA local governments participating in the Scheme as State Government institutions and being part of the State's declaration; and

2. Template Service Agreement – that will be executed on an 'as needed' basis between the State and an individual local government, if a redress application is received.

DLGSC and the Department of Justice will work with WALGA / LGPro and all local governments to prepare for participation in the Scheme including:

- Identifying appropriate positions, staff and processes to fulfil requests for information;
- Ensuring local governments have delegated authority to an officer to execute a service agreement with the State if needed;

The State will prepare a template Council report, where all WA local governments will be asked to delegate authority to an appropriate officer in advance, able to execute a service agreement if required. This is necessary as priority requests for information under the Scheme, are in a shorter turnaround time than Council meeting cycles and therefore, cannot be undertaken at the time.

- Ensuring local government have established appropriate processes and can fulfil Scheme obligations (particularly in terms of confidentiality, record keeping etc); and
- Gathering the necessary facility and service information from all individual local governments to commence participation in the Scheme. This information will be provided to the Commonwealth, loaded into the Scheme database and used to facilitate an individual local government's participation in the National Redress Scheme.

ACKNOWLEDGEMENTS

The contents of this Information and Discussion Paper includes extracts from the following identified sources. Information has been extracted and summarised to focus on key aspects applicable to the Department of Local Government, Sport and Cultural Industries' key stakeholders and funded bodies:

- The Royal Commission into Institutional Responses to Child Sexual Abuse – Final Report.

To access a full version of the Royal Commission's Findings and the Final Report, please follow the link at <https://www.childabuseroyalcommission.gov.au/>

- Western Australian State Government response to the Royal Commission (27 June 2018).

To access a full version of the State Government's detailed response and full report, please follow the link at

[https://www.dpc.wa.gov.au/ProjectsandSpecialEvents/Royal-Commission/Pages/The-WA-Government-Response-to-Recommendations-\(June-2018\).aspx](https://www.dpc.wa.gov.au/ProjectsandSpecialEvents/Royal-Commission/Pages/The-WA-Government-Response-to-Recommendations-(June-2018).aspx)

- More information on the National Redress Scheme can be found at www.nationalredress.gov.au.
- The full National Redress Scheme - Participant and Cost Estimate (July 2015) Report at <https://www.dlgsc.wa.gov.au/resources/publications/Pages/Child-Abuse-Royal-Commission.aspx>

FOR MORE INFORMATION

Please contact:

Gordon MacMile
Director Strategic Coordination and Delivery
Email: gordon.macmile@dlgsc.wa.gov.au

Department of Local Government, Sport and Cultural Industries
246 Vincent Street, LEEDERVILLE WA 6007
PO Box 329, LEEDERVILLE WA 6903
Telephone: (08) 9492 9700
Website: www.dlgc.wa.gov.au

APPENDIX A

ROYAL COMMISSION INTO INSTITUTIONAL RESPONSES TO CHILD SEXUAL ABUSE – FURTHER INFORMATION

The Royal Commission into Institutional Responses to Child Sexual Abuse (the Royal Commission) was established in January 2013, to investigate systemic failures of public and private institutions² to protect children from child sexual abuse, report abuse, and respond to child sexual abuse. The Royal Commission's Terms of Reference required it to identify what institutions should do better to protect children in the future, as well as what should be done to:

- achieve best practice in reporting and responding to reports of child sexual abuse;
- eliminate impediments in responding to sexual abuse; and
- address the impact of past and future institutional child sexual abuse.

The Western Australian Government (State Government) strongly supported the work of the Royal Commission through the five years of inquiry, presenting detailed evidence and submissions and participating in public hearings, case studies and roundtables.

The Royal Commission released three reports throughout the inquiry: *Working with Children Checks (August 2015)*; *Redress and Civil Litigation (September 2015)* and *Criminal Justice (August 2017)*. The Final Report (Final Report) of the Royal Commission into Institutional Responses to Child Sexual Abuse incorporated the findings and recommendations of the previously released reports and was handed down on 15 December 2017. To access a full version of the Royal Commission's Findings and the Final Report, follow the link at <https://www.childabuseroyalcommission.gov.au/>

The Royal Commission made 409 recommendations to prevent and respond to institutional child sexual abuse through reform to policy, legislation, administration, and institutional structures. These recommendations are directed to Australian governments and institutions, and non-government institutions. One specific recommendation was directed at Local Government, while many others will directly or indirectly impact on the organisations that Local Government works with and supports within the community.

Of the 409 recommendations, 310 are applicable to the Western Australian State Government and the broader WA community.

² * For clarity in this Paper, the term 'Institution' means any public or private body, agency, association, club, institution, organisation or other entity or group of entities of any kind (whether incorporated or unincorporated), however described, and:

- Includes for example, an entity or group of entities (including an entity or group of entities that no longer exist) that provides, or has at any time provided, activities, facilities, programs or services of any kind that provide the means through which adults have contact with children, including through their families
- Does not include the family.

THE WESTERN AUSTRALIAN GOVERNMENT RESPONSE TO THE ROYAL COMMISSION

The State Government examined the 310 applicable recommendations and provided a comprehensive and considered response, taking into account the systems and protections the State Government has already implemented. The State Government has accepted or accepted in principle over 90 per cent of the 310 applicable recommendations.

The State Government's response was released on 27 June 2018 fulfilling the Royal Commission recommendation 17.1, that all governments should issue a formal response within six months of the Final Report's release, indicating whether recommendations are accepted; accepted in principle; not accepted; or will require further consideration. The WA Government's response to the Royal Commission recommendations can be accessed at:

<http://www.dpc.wa.gov.au/childabuseroyalcommission>

The State Government has committed to working on the recommendations with the Commonwealth Government, other states and territories, local government, non-government institutions (including religious institutions) and community organisations.

The State Government's overall approach to implementation of reforms is focused on:

- Stronger Prevention (including Safer Institutions and Supportive Legislation)
 - Create an environment where children's safety and wellbeing are the centre of thought, values and actions;
 - Places emphasis on genuine engagement with and valuing of children;
 - Creates conditions that reduce the likelihood of harm to children and young people.
- Reliable Responses (including Effective Reporting)
 - Creates conditions that increase the likelihood of identifying any harm;
 - Responds to any concerns, disclosures, allegations or suspicions of harm.
- Supported Survivors (including Redress).

Many of the recommendations of the Royal Commission have already been addressed through past work of the State Government, and others working in the Western Australian community to create safe environments for children. This work is acknowledged and where appropriate, will be built upon when implementing reforms and initiatives that respond to the Royal Commission's recommendations.

APPENDIX B

NATIONAL REDRESS SCHEME - FURTHER INFORMATION

The Royal Commission's *Redress and Civil Litigation (September 2015)* Report recommended the establishment of a single national redress scheme to recognise the harm suffered by survivors of institutional child sexual abuse.

The National Redress Scheme (the Scheme):

- Acknowledges that many children were sexually abused in Australian institutions;
- Recognises the suffering they endured because of this abuse;
- Holds institutions accountable for this abuse; and
- Helps people who have experienced institutional child sexual abuse gain access to counselling and psychological services, a direct personal response, and a redress-payment.

The National Redress Scheme involves:

- People who have experienced institutional child sexual abuse who can apply for redress;
- The National Redress Scheme team — Commonwealth Government staff who help promote the Scheme and process applications;
- Redress Support Services — free, confidential emotional support and legal and financial counselling for people thinking about or applying to the Scheme;
- Participating Institutions that have agreed to provide redress to people who experienced institutional child sexual abuse; and
- Independent Decision Makers who will consider applications and make recommendations and conduct reviews.

The National Redress Scheme formally commenced operation on 1 July 2018 and offers eligible applicants three elements of redress:

- A direct personal response from the responsible institution, if requested;
- Funds to access counselling and psychological care; and
- A monetary payment of up to \$150,000.

Importantly, the Scheme also provides survivors with community based supports, including application assistance; financial support services; and independent legal advice. The Scheme is administered by the Commonwealth Government on behalf of all participating governments, and government and non-government institutions, who contribute on a 'responsible entity pays' basis.

Institutions that agree to join the Scheme are required to adhere to the legislative requirements set out in the *National Redress Scheme for Institutional Child Sexual Abuse Act 2018* (Cth).

More information on the Scheme can be found at www.nationalredress.gov.au or the [National Redress Guide](#).

SURVIVORS IN THE COMMUNITY

Throughout the five years of its inquiry, the Royal Commission heard detailed evidence and submissions, and held many public and private hearings, case studies and roundtables. Most notably, the Royal Commission heard directly from survivors of historical abuse.

The Royal Commission reported that survivors came from diverse backgrounds and had many different experiences. Factors such as gender, age, education, culture, sexuality or disability had affected their vulnerability and the institutions response to abuse.

The Royal Commission, however, did not report on the specific circumstances of individuals with the details of survivors protected; the circumstances of where and within which institutions their abuse occurred is also protected and therefore unknown. Further, survivors within the WA community may have chosen to not disclose their abuse to the Royal Commission.

Accordingly, it is not known exactly how many survivors were abused within Western Australian institutions, including within Local Government contexts. Within this context of survivors in the community, who may or may not be known, consideration needs to be given to how all institutions, including local governments, can fulfil the Royal Commission's recommendation in relation to redress.

The Royal Commission's *Redress and Civil Litigation (September 2015)* Report recommended the establishment of a single national redress scheme to recognise the harm suffered by survivors of institutional child sexual abuse. This report also recommended that Governments around Australia remove the limitation periods that applied to civil claims based on child sexual abuse, and consequently prevented survivors – in most cases – pursuing compensation through the courts.

As a result of reforms made in response to these recommendations, WA survivors now have the following options to receive recognition of their abuse:

1. Pursuing civil court action(s) against the perpetrator and/or the responsible institution. The *Civil Liability Legislation Amendment (Child Sexual Abuse Actions) Act 2018* (WA) took effect on 1 July 2018, removing the limitation periods that previously prevented persons who had experienced historical child sexual abuse from commencing civil action.
2. Applying to the National Redress Scheme, which provides eligible applicants with a monetary payment, funds to access counselling and an apology. Note, to receive redress the responsible institution(s) will need to have joined the Scheme.

TREATMENT OF LOCAL GOVERNMENTS BY OTHER JURISDICTIONS

At the time of the State Government joining the Scheme, only two jurisdictions had made a decision about the treatment of local governments. All jurisdictions have since agreed to include local governments within their respective declarations, with the exception of South Australia (SA). The SA Government is still considering their approach.

It is understood that all jurisdictions, with the exception of SA, are either covering the redress liability associated with local government participation in the Scheme or entering into a cost sharing arrangement. The table below provides a summary of other jurisdictions' positions.

Jurisdiction	Position
Commonwealth	<ul style="list-style-type: none"> No responsibility for local governments. The Commonwealth Government has indicated preference for a jurisdiction to take a consistent approach to the participation of local governments in the Scheme.
Australian Capital Territory (ACT)	<ul style="list-style-type: none"> ACT has no municipalities, and the ACT Government is responsible for local government functions. ACT has therefore not been required to explore the issue of local government participation in the Scheme.
New South Wales (NSW)	<ul style="list-style-type: none"> In December 2018, the NSW Government decided to include local councils as NSW Government institutions and to cover their redress liability. The NSW Office for Local Government is leading communications with local councils about this decision. NSW's declaration of participating institutions will be amended once preparation for local council participation is complete.
Northern Territory (NT)	<ul style="list-style-type: none"> The NT Government has consulted all of the Territory's local governments, including individually visiting each local government. NT is in the process of amending Territory's declaration of participating institutions to include local governments.
Queensland	<ul style="list-style-type: none"> Queensland is finalising a memorandum of understanding (MOU) with the Local Government Association of Queensland to enable councils to participate in the Scheme as State institutions. The MOU includes financial arrangements that give regard to individual councils' financial capacity to pay for redress.
South Australia (SA)	<ul style="list-style-type: none"> Local governments are not currently included in the SA Government's declaration The SA Government is still considering its approach to local governments.
Tasmania	<ul style="list-style-type: none"> Local Governments have agreed to participate in the Scheme and will be included as a state institution in the Tasmanian Government's declaration. A MOU with local governments is being finalised, ahead of amending Tasmania's declaration.
Victoria	<ul style="list-style-type: none"> The Victorian Government's declaration includes local governments. The Victorian Government is covering local governments' redress liability.
Western Australia (WA)	<ul style="list-style-type: none"> The WA Government has excluded local governments from its declaration, pending consultation with the local government sector.

TIMEFRAME TO JOIN THE SCHEME

Institutions can join the Scheme within the first two years of its commencement. This means that institutions can join the Scheme up to and including 30 June 2020 (the second anniversary date of the Scheme). The Commonwealth Minister for Social Services may also provide an extension to this period to allow an institution to join the Scheme after this time. However, it is preferred that as many institutions as possible join the Scheme within the first two years to give certainty to survivors applying to the Scheme about whether the institution/s in which they experienced abuse will be participating.

If an institution has not joined the Scheme, they are not a participating institution. However, this will not prevent a person from applying for redress. In this circumstance, a person's application cannot be assessed until the relevant institution/s has joined the Scheme. The Scheme will contact the person to inform them of their options to either withdraw or hold their application. The Scheme will also contact the responsible institution/s to provide information to aid the institution/s to consider joining the Scheme.

THE SCHEME'S STANDARD OF PROOF

The Royal Commission recommended that 'reasonable likelihood' should be the standard of proof for determining eligibility for redress. For the purposes of the Scheme, 'reasonable likelihood' means the chance of the person being eligible is real and is not fanciful or remote and is more than merely plausible.

When considering a redress application, the Scheme Operator must consider whether it is reasonably likely that a person experienced sexual abuse as a child, and that a participating institution is responsible for an alleged abuser/s having contact with them as a child. In considering whether there was reasonable likelihood, all the information available must be taken into account.

Where a participating institution does not hold a record (i.e. historical information), the Scheme Operator will not be precluded from determining a person's entitlement to redress. The information to be considered by the Scheme Operator includes:

- The information contained in the application form (or any supplementary information provided by a person by way of statutory declaration);
- Any documentation a person provided in support of their application;
- The information provided by the relevant participating institution/s in response to a Request for Information from the Operator, including any supporting documentation provided; and
- Any other information available including from Scheme holdings (for example where the Scheme has built up a picture of relevant information about the same institution during the relevant period, or the same abuser).

It should be noted that the 'reasonable likelihood' standard of proof applied by the Scheme is of a lower threshold (or a lower standard of proof) than the common law standard of proof applied in civil litigation – the 'balance of probabilities'. Please see 11.7 of the Royal Commission's *Redress and Civil Litigation Report (2015)* for additional information on the difference between the two.

MAXIMUM PAYMENT AND SHARED RESPONSIBILITY

The amount of redress payment a person can receive depends on a person's individual circumstances, specifically the type of abuse the person experienced.

A person may only make one application for redress. The maximum redress payment payable under the scheme to an applicant is \$150,000 in total.

The payment of redress is made by the institution(s) found responsible for exposing the individual to the circumstances that led to the abuse.

There may be instances where one or more institutions are found to be jointly responsible for the redress payment to a person, and instances where a person may have experienced abuse in one or more different institutions. In such situations, the redress payable by an institution will be apportioned in accordance with the Scheme's assessment framework - see <https://www.legislation.gov.au/Details/F2018L00969> and method statement - see <http://guides.dss.gov.au/national-redress-guide/4/1/1>

Prior payments made by the responsible institution for the abuse to the applicant (e.g. ex-gratia payments) will be taken into account and deducted from the institutions' redress responsibility.

EFFECT OF AN APPLICANT ACCEPTING AN OFFER OF REDRESS

Accepting an offer of redress has the effect of releasing the responsible participating institution/s and their officials (other than the abuser/s) from civil liability for instances of sexual abuse and related non-sexual abuse of the person that is within the scope of the Scheme. This means that the person agrees to not bring or continue any civil claims against the responsible participating institution/s in relation to any abuse within the scope of the Scheme.

If a responsible participating institution/s is a member of a participating group, the person will be releasing the other associated institutions and officials within that group from any civil liability for instances of sexual abuse and related non-sexual abuse of the person that is within the scope of the Scheme.

Accepting an offer of redress also has the effect of preventing a responsible participating institution from being liable to contribute to damages that are payable to the person in civil proceedings (where the contribution is to another institution or person).

In accepting the offer of redress, a person will also be consenting to allow the participating institution/s or official/s to disclose the person's acceptance of redress offer in the event that a civil claim is made. The Scheme must provide a copy of the person's acceptance of offer to each responsible institution for their records once received.

Note – the acceptance of an offer of redress does not exclude the pursuance or continuance of criminal proceedings against the abuser(s).

Morawa Sinosteel Future Fund Committee: Criteria for the Community Representative Role

The Morawa Sinosteel Future Fund Committee is an important committee that is tasked with making Grant application recommendations to Council as a part of their administrative duties. The Shire of Morawa is currently seeking applications from interested community members to fill the two (2) community representative roles on this Committee of Council. The purpose of the Morawa Sinosteel Future Fund is detailed below. Interested parties are invited to submit a brief letter responding to the Selection criteria outlining why you would make a good member of the committee.

The Morawa Sinosteel Future Fund purpose is as follows:

- (1) The purpose of the Trust Fund is to assist community organisations by providing financial support for-
 - (a) activities or endeavours that will provide community or welfare benefit to persons who are ordinarily resident in the Area; or
 - (b) facilities or services that improve the welfare, culture or amenity of persons ordinarily resident in the Area.
- (2) It is intended that, in considering applications for funding, preference would be given to applications in respect of which the applicants -
 - (a) are community organisations that are based in the Area, or the majority of the members of which are ordinarily resident in the Area; and
 - (b) propose to make their own contributions (such as by way of labour, materials or in kind) of at least 30% of the total value of the funding required.

Community Representative Selection Criteria

The person we are seeking to be a part of this committee will be ethical and preferably have a range of experience and skills that include:

1. A general understanding of finance and experience in community organisations.
2. Ability to analyse and interpret financial statements and reconciliations.
3. Previous experience on committees, Boards or local government committees.
4. Capacity to critically assess grant applications against the Purpose of the Sinosteel Funding order to achieve the best results for the Morawa community.
5. Commitment to good governance practices.
6. Commitment to actively participating in Committee Meetings.

Process:

To ensure transparent appointment of committee members it is proposed that:

- Councillors rate each applicants response to each selection criteria on a scale of 1 (low) -5 (high) - Sum scores to arrive at a total score.
- Each Applicants Total Scores are then either summed together or averaged – whichever is the preference.
- The Applicants with the top two highest scores will be appointed to the committee.

Prime Mover, Trailer Combinations

2016

Heavy Vehicle Services

VEHICLE DESCRIPTION AND CONFIGURATION CHART (RAV) – PRIME MOVER, TRAILER COMBINATIONS EXAMPLES				Axle Spacing Table	Length (m)	Mass (T) Maximum Permitted Mass	RAV Network		
Category 1	(A) PRIME MOVER, SEMI TRAILER TOWING A PIG TRAILER 	(B) PRIME MOVER TOWING AN OVERHEIGHT SEMI TRAILER 	(C) SHORT B-DOUBLE 	(D) TWINSTEER PRIME MOVER TOWING SEMI TRAILER 	(A)	≤20	50	Network 1	
Category 2	(A) PRIME MOVER, SEMI TRAILER TOWING A PIG TRAILER 	(B) PRIME MOVER TOWING SEMI TRAILER 	(C) B-DOUBLE 	(D) SHORT B TRIPLE 	(E) CAR CARRIER SEMI TRAILER 	(A)	≤27.5	65.5	Network 2
Category 3	(A) PRIME MOVER, SEMI TRAILER TOWING A DOG TRAILER 					(A)	≤27.5	84	Network 3
Category 4	(A) PRIME MOVER, SEMI TRAILER TOWING 6 AXLE DOG TRAILER 					(A)	≤27.5	87.5	Network 4
Category 5	(A) PRIME MOVER, SEMI TRAILER TOWING A DOG TRAILER 	(C) B-DOUBLE TOWING A CONVERTER DOLLY 	(D) B-TRIPLE 	(A)	B	>27.5, ≤36.5	84	Network 5	
	(B) PRIME MOVER, SEMI TRAILER TOWING A DOG TRAILER AND CONVERTER DOLLY 			(B)	B	>27.5, ≤36.5	84+d		
				(C)	A	>27.5, ≤36.5	67.5+d		
				(D)	A	>27.5, ≤36.5	84		
Category 6	(A) PRIME MOVER, SEMI TRAILER TOWING 6 AXLE DOG TRAILER 	(B) B-TRIPLE 	(C) PRIME MOVER SEMI TRAILER TOWING A 6 AXLE TRAILER & CONVERTER DOLLY 	(A)	A	>27.5, ≤36.5	87.5	Network 6	
				(B)	A	>27.5, ≤36.5	87.5		
				(C)	A	>27.5, ≤36.5	87.5+d		
Category 7	(A) PRIME MOVER, TOWING SEMI TRAILER AND B DOUBLE 	(B) B-DOUBLE TOWING A DOG TRAILER 	(A)	A	>27.5, ≤36.5	107.5	Network 7		
			(B)	A	>27.5, ≤36.5	107.5			
Category 9	(A) PRIME MOVER, SEMI TRAILER TOWING 2 X DOG TRAILERS 	(B) PRIME MOVER, SEMI TRAILER TOWING A DOG TRAILER AND CONVERTER DOLLY 	(D) PRIME MOVER, SEMI TRAILER TOWING A B-DOUBLE 	(A)	B	>36.5, ≤53.5	120.5	Network 9	
	(C) B DOUBLE TOWING A DOG TRAILER 			(B)	B	>36.5, ≤53.5	84+d		
				(C)	A	>36.5, ≤45	107.5		
				(D)	A	>36.5, ≤45	107.5		
Category 10	(A) PRIME MOVER, SEMI TRAILER TOWING 2 X DOG TRAILERS 	(B) B-DOUBLE TOWING A CONVERTER DOLLY CONNECTED TO 2 SEMI TRAILERS 	(C) PRIME MOVER, SEMI TRAILER TOWING B TRIPLE 	(D) B-DOUBLE TOWING 2 DOG TRAILERS 	(A)	A	>36.5, ≤53.5	127.5	Network 10
				(B)	A	>36.5, ≤53.5	127.5		
				(C)	A	>36.5, ≤53.5	127.5		
				(D)	A	>36.5, ≤53.5	147.5		
	(E) DOUBLE ROAD TRAIN TOWING B-DOUBLE TRAILERS 	(F) PRIME MOVER, SEMI TRAILER TOWING A 6 AXLE DOG TRAILER AND CONVERTER DOLLY 		(E)	A	>36.5, ≤53.5	147.5		
				(F)	A	>36.5, ≤53.5	87.5+d		

1. Operators using a category of RAV outlined in this document must operate that RAV in accordance with the OPERATING CONDITIONS and only on the network specified.
 2. These diagrams are a visual indication of the vehicle only.
 3. Operators must refer to the OPERATING CONDITIONS for the full vehicle description.

4. The height of the vehicle can exceed 4.3 m but MUST NOT exceed 4.6 m when it is:
 (i) built to carry livestock or; (ii) carrying a crate to carry livestock or; (iii) carrying vehicles on more than one deck or;
 (iv) carrying a multi modal container or; (v) carrying a large indivisible item or; (vi) When operating with an appropriately licenced over height curtain side or pantechon trailer.
 5. Maximum height of Pig Trailer must not exceed 3.5m.



Fabling Road***Road Condition Report***

SLK 0.00 – 0.15 7m seal, has some potholes, but overall condition is okay.

SLK 0.15 – SLK 12.15 This section is gravel and is in fair condition.

Nanekine Road***Road Condition Report***

SLK 0.00 – 7.60 This section is bitumen sealed 3.8 m wide, edge break is in good condition.

SLK 7.60 - 13.30 This section has had 7m two coats seal and is in good condition.

SLK13.30 – 17.30 This section is gravel road and 3.5 km is being prepared for seal, the rest is in good condition.

SLK 17.30 – 21.83 this section of road has 7m two coat seal to our boundary.

Road condition are in good condition and should not be a problem going from class 5 to class 6 road routes.

Minutes

Morawa Bush Fire Advisory Committee

Thursday, 12 March 2020

Morawa VFES Building

1. Opening of Meeting

The Chairman to declare the meeting open - 8.15am

2. Attendance

Robert Kowald	CBFCO & Chairman
Rob Paull	CEO, Shire of Morawa
Wayne Kowald	Canna/Gutha
Garry Collins	Canna/Gutha
Jerome Short	Canna/Gutha Captain
Colin Malcolm	Morawa VFES
Richard Ryan	A/AO DFES
Mark Teale	A/CESM
Richard Sasse	Pintharuka
Peter Burton	Karara Mining
Paul Buist	Executive Manager Works and Assets, Shire of Morawa
Darren Yewers	Morawa West
Chris Moffit	Observer (Invited by the CBFCO)

3. Apologies

Kevin Beattie	Morawa VFES Captain
Glenn Tappscott	Koolanooka

4. Confirmation of Previous Meeting Minutes held 3 October 2019.

Richard Sasse – to be noted as an FCO for the Canna Gutha area

Move – Gary Collins

Second – Colin Malcolm

RECOMMENDATION

That the minutes of the previous meeting held 3 October 2019 be confirmed as a true and correct record of proceedings.

CARRIED

5. Business Arising from the Minutes

6623 – Code for water points locks

Water pump issue where the pumps stops functioning once the truck reaches ¼ fuel level – designed and can't be changed at this point in time – R Ryan

6. Correspondence

Nil

7. Reports

CBFCO - Rob Kowald

Written report submitted, and all members read. See attached

CESM - Mark Teale

- Currently working on Local Government Grants Submission
- Any requests for equipment PPE please advise
- Currently Acting in role and unsure as to duration
- Stickers to identify emergency responders' vehicles are available – New stickers in October
- Morawa Comms plans print out available
- DFES training calendar out if you need a course or refresher

DOAC – Report by CESM and CBFCO

- Discussion around Mogumber fire
- NSW Talk by Geraldton CBFCO
- Pole top fires have been an issue across most shires
- Telstra have had issues resolving outages

DFES - A/AO DFES

- Thanks for the response to fires and keeping small and getting on top of quickly
- RDC (DFES Regional Duty Coordinator) number 1800 317 555 – available 24x7
- Get the information in quickly once you are onsite on incidents
- Coles gift card (\$500) – Please ensure your brigades have applied
- Fuel card needs to be used before June
- Radios - any issues please report

8. General Business

Permit for fireworks – Rick spoke about and advised not able to stop fireworks. Request can be made but officially the assistant commissioner is the only one who can stop due to the exemptions that are in place and his requirements he has placed on exemption holder.

Chris Moffit (Guest) from South Morawa – His fire truck has 500L have been to 3 fires. It's able to get water on the fire quickly. More areas need a truck that is reliable, diesel powered with a fair bit of water and spray ability. Is there a restriction on a brigade buying one and using them? Issues about where to locate the truck. Canna does have a truck and a shed. Are we able to use this pool of money to enable the purchase?

Response from A/AO DFES: Should the meeting support the request, a business case and R2R will be sent in and would be funded through the ESL. The CESM role is part of that process and can assist the Shire to formalise a submission if required.

Richard Sasse moved the following motion:

That a business case be prepared and submitted to DFES for an extra appliance to be sourced for the Shire. Merkanooka was identified as a high-risk area to consider.

Seconded – Gary Collins

CARRIED

High season appliance – Rick discussed their availability and location.

Rob Paull – There was recently a 000 call coming in for a fire at the tip and there was some issues about how to activate the town brigade. Group discussion on how the 000 agreement works and process to follow. A/AO DFES confirmed that on every occasion, 000 must be called.

Peter Burton (Karara)- Spoke about their capability out at Karara and the MOU with DFES. Available to assist and happy to try and get the brigades involved in future exercises.

Darren Yewers – Would like to see a radio test day in the future. His radio was faulty and had it fixed recently. Discussion around the harvest vehicle movement ban and some miscommunication about when they call them on and off. The text will be sent out by the Shire on each occasion advising once CBFCA has approved. Apologies for the fire last year starting a day early before the ban was lifted.

Jerome Short – Fuel situation on the Canna truck, there is a safety issue and wants it fixed. There was no fuel at shed and calls were made. A sticker on the windscreen should be there to advise the driver of this situation.

Jerome Short moved the following motion:

That:

- 1. DFES be requested to fit a second tank to the Canna truck to fix the fuel and pump issue.*
- 2. DFES be requested that in all fire trucks, advice be placed in a prominent location stating that all pumps stop functioning once the truck reaches ¼ fuel level.*
- 3. Should the additional tank not be fitted, and the advice referred in 2. not be provided that the Shire CEO be requested to write behalf of the brigades, to the Minister for Emergency Services pointing out the very real dangers the issue of to the crews by having pumps not functioning once the truck reaches ¼ fuel level.*

Seconded by Darren.

CARRIED

Colin Malcom – how much fuel at canna fire shed? – 200L in a fuel pod

Gary Collins – Permits early are worrying me and education needs to occur. Need to ensure that all the things are in place under the permit.

Wayne Kowald – Fire breaks are an issue. The shire needs to be notified and the ranger can be involved. FCO's need to pass on more instances of where fire breaks need following up. CEO spoke about how the shire can be involved in the event a fire break has not been put in place. Please notify the CESM also.

Rob Paull – my phone number is the same as previous CEO. The shire text messages are costing the shire a fair bit of money. Rob sought a consensus view on whether the Shire needs to send a text for Total Fire Ban? Census was that a Total Fire Ban was not required to be sent via the shire text message system.

CESM – “Whats App” is a messaging system being used more and more at a shire and brigade level. With discussions around its use in other shires we should look at trialling a shire and FCO group. It does require a fair bit of moderation to get right but the benefits of having community members and our FCO communicating with relevant and timely information would be great. CESM will look setup a trial group for an FCO group and a Shire Wide group. Potential for Total fire Bans to be notified in there

9. Next Meeting

16 September 2020.

10. Meeting Closure

There being no further business, the Chairman to declare the meeting closed at 9.46am.

Minutes

Morawa Bush Fire Advisory Committee

ANNUAL GENERAL MEETING

Thursday, 12 March 2020

Morawa VFES Building

1. Opening of Meeting

The Chairman declare the meeting open at 9.47am.

2. Attendance

Robert Kowald	CBFCO & Chairman
Rob Paull	CEO, Shire of Morawa
Wayne Kowald	Canna/Gutha
Garry Collins	Canna/Gutha
Jerome Short	Canna/Gutha Captain
Colin Malcolm	Morawa VFES
Richard Ryan	A/AO DFES
Mark Teale	A/CESM
Richard Sasse	Pintharuka
Peter Burton	Karara Mining
Paul Buist	Executive Manager Works and Assets, Shire of Morawa
Darren Yewers	Morawa West

3. Apologies

Kevin Beattie	Morawa VFES Captain
Glenn Tappscott	Koolanooka

4. Confirmation of Previous Meeting Minutes held 15 March 2019.

Moved by – Wayne Kowald
Seconded by – Gary Collins

RECOMMENDATION

That the minutes of the previous meeting held 15 March 2019 be confirmed as a true and correct record of proceedings.

CARRIED

5. Business Arising from the Minutes

Nil

6. Reports

CBFCO Morawa Annual Report - As per the report presented to BFAC meeting

7. Positions

Chief Bushfire Control Officer (CBFCO)

CEO Rob Paull took the Chair at 9.49am and sought nominations for the position of CBFCO. One nomination was made as follows:

Name: Richard Sasse

Nominated by: Jerome Short

Nomination accepted: Yes

No other nominations were received and accordingly, Richard Sasse was appointed to the position of CBFCO.

Richard Assumed the Chair.

Richard addressed the meeting and thanked Robert for his efforts in the CBFCO role.

Deputy Bush Fire Control Officers

Name: Wayne Kowald Nominated by: Darren Nomination Accepted: Yes

Name: Kevin Beattie Nominated by: Gary Collins Nomination Accepted: Yes

Fire Weather Officers

Richard requested that there be two

Name: Colin Malcom Nominated by: Gary Collins Nomination Accepted: Yes

Name: Jerome Short Nominated by: Darren Nomination Accepted: Yes

Bush Fire Control Officers

Community Emergency Services Manager:

Mark Teale as Acting CESM & Richard Ryan

Canna/Gutha:

Jerome Short

Wayne Kowald

Gary Collins

Jeremy Wasley

Robert Kowald

Committee agreed on the removal of Rod Madden

Koolanooka:
Glen Tapscott

Morawa West:
Darren Yewers

Pintharuka:
Mark Coaker
Laurie North

Town Brigade:
Kevin Beattie

Permit Issuing Officers

Chief Bush Fire Control Officer

Deputy Chief Bush Fire Control Officers

Community Emergency Services Manager

Chief Executive Officer Shire of Morawa

Canna/Gutha: Gary Collins

8. General Business

Nil

9. Next Meeting

March 2021

10. Meeting Closure

There being no further business, the Chairman to declare the meeting closed at 10.07am.

MID WEST REGIONAL ROAD GROUP

<h2 style="color: blue; margin: 0;">MINUTES</h2>																											
Mid West Regional Road Group Meeting	3 April 2020 11:00am to 11:39am																										
Teleconference																											
Facilitator:	<i>Bernie Miller (Regional Manager MRWA)</i>																										
Administrator	<i>Sarah Page (MRWA)</i>																										
Note taker:	<i>Sarah Page (MRWA)</i>																										
Chairperson <i>(elected 3/04/2020)</i>	<i>Cr Ian West (Chairperson)</i>																										
<i>(elected 3/04/2020)</i>	<i>Cr Gary Crossgrove (D/Chairperson)</i>																										
Elected Representatives <i>(as at 27/02/2020)</i>	North Midlands Sub Group <i>Cr Gary Cosgrove (Shire of Mingenew)</i> <i>Cr Ken Stokes (Shire of Morawa)</i>																										
<i>(as at 12/03/2020)</i>	Coastal Sub Group <i>Cr Anthony Farrell (Shire of Chapman Valley)</i> <i>Cr Craig Simkin (Shire of Northampton)</i>																										
<i>(as at 19/03/2020)</i> <i>(as at 19/03/2020)</i>	Murchison Sub Group <i>Cr Beth Walton (Shire of Sandstone)</i> <i>Cr Harvey Nichols (Shire of Meekatharra)</i>																										
Attendees:	<table style="width: 100%; border: none;"> <tr><td style="width: 33%;">Bernie Miller</td><td>Main Roads WA</td></tr> <tr><td>Louise Adamson</td><td>Main Roads WA</td></tr> <tr><td>Sarah Page</td><td>Main Roads WA</td></tr> <tr><td>Gary Cosgrove</td><td>President, Shire of Mingenew</td></tr> <tr><td>Beth Walton</td><td>President, Shire of Sandstone</td></tr> <tr><td>Harvey Nichols</td><td>President, Shire of Meekatharra</td></tr> <tr><td>Anthony Farrell</td><td>President, Shire of Chapman Valley</td></tr> <tr><td>Craig Simkin</td><td>President, Shire of Northampton</td></tr> <tr><td>Ian West</td><td>Cr, Shire of Irwin</td></tr> <tr><td>Ken Stokes</td><td>Cr, Shire of Morawa</td></tr> <tr><td>Roy McClymont</td><td>CEO, Shire of Meekatharra</td></tr> <tr><td>Harry Hawkins</td><td>CEO, Shire of Sandstone</td></tr> <tr><td>Maurice Battilana</td><td>CEO, Shire of Chapman Valley</td></tr> </table> <p style="text-align: right; font-size: small; margin-top: 10px;"><i>**Due to travel restrictions related to the COVID-19 virus, only the Main Roads delegates and Crs West and Cosgrove were in attendance at the Geraldton Office. All others by teleconference.**</i></p>	Bernie Miller	Main Roads WA	Louise Adamson	Main Roads WA	Sarah Page	Main Roads WA	Gary Cosgrove	President, Shire of Mingenew	Beth Walton	President, Shire of Sandstone	Harvey Nichols	President, Shire of Meekatharra	Anthony Farrell	President, Shire of Chapman Valley	Craig Simkin	President, Shire of Northampton	Ian West	Cr, Shire of Irwin	Ken Stokes	Cr, Shire of Morawa	Roy McClymont	CEO, Shire of Meekatharra	Harry Hawkins	CEO, Shire of Sandstone	Maurice Battilana	CEO, Shire of Chapman Valley
Bernie Miller	Main Roads WA																										
Louise Adamson	Main Roads WA																										
Sarah Page	Main Roads WA																										
Gary Cosgrove	President, Shire of Mingenew																										
Beth Walton	President, Shire of Sandstone																										
Harvey Nichols	President, Shire of Meekatharra																										
Anthony Farrell	President, Shire of Chapman Valley																										
Craig Simkin	President, Shire of Northampton																										
Ian West	Cr, Shire of Irwin																										
Ken Stokes	Cr, Shire of Morawa																										
Roy McClymont	CEO, Shire of Meekatharra																										
Harry Hawkins	CEO, Shire of Sandstone																										
Maurice Battilana	CEO, Shire of Chapman Valley																										
Apologies:	NA																										
Reading Material:	<ul style="list-style-type: none"> Previous RRG Minutes of 18/10/2020 (attached behind agenda) Sub Group Minutes – Murchison (19/03/2020), Coastal (12/03/2020) & Nth Midlands (27/02/2020) TWG Minutes (18/02/2020) 																										

2020/21 MWR LGA Project Listing as at 8 April 2020

Coastal Sub Group												Anticipated Claim Date		
Project No	DG/BS/RPG	Road Name	Description	SLK's	Total Funding/ C/Over Amount	C/O YEAR	% claimed	Total claimed to date	Date Paid	First 40% claim	Second 40% Claim	Final Claim 20%		
Chapman Valley														
21100579	DG	DG	Direct Grant					0						
21116426	RPG	Valentine Rd	Upgrade from an existing gravel rd to 7.2m wide seal 15.38 to 18.38 SLK. This is year 6 of an 8 year project to upgrade Valentine Rd to 7.2m sealed standard appropriate for the traffic volume and warrant.		300,000			0		Jul	Sep	Nov		
21116427	RPG	Nabawa Northampton Rd	Remove/trim/clear vegetation where requiredm repair failing pavement, reconstruct of unsealed shoulders, extension to existing culverts, install new culverts and reseal pavement.		300,000			0		Jul	Nov	Feb		
21116428	RPG	East Nabawa Rd	Upgrade from existing gravel road to 7.2m wide seal including drainage improvements		300,000			0		Jul	Feb	Apr		
21116429	RPG	Dartmoor Rd	Upgrade from gravel to a 7.2m wide seal from 20.8 to 24.80 & minor works at Dartmoor Rd/North Dartmoor Rd intersection		300,000			0		Jul	Aug	Nov		
Greater Geraldton														
21100582	DG	DG	Direct Grant					0						
21115391	SBS	Durlacher/Maitlands	Roundabout		702,000	19/20 & 20/21		0						
21115798	AGBS	Sandford/Cathedral	Roundabout		1,270,000	19/20	40	508,000						
21116414	RPG	Flores Rd	Reseal with asphalt, isolated kerbing, pavement surface level correction at 4 crossovers location, drainage pit uplifting & maintenance, pavement marking digout	3.11 - 3.71	299,667			0		Dec	Mar	Apr		
21116415	RPG	Chapman Valley Road	Ashalt overlay, drainage maintenance & pavement markings	0 - 0.36	182,667			0		Jan	Mar	Apr		
21116416	RPG	Walkaway Nangetty Rd	600mm shoulder widening both sides, reseal entire width with chip seal, drainage swale drain improvement and culvert widening, pavement marking	7.55 - 8.45	298,333			0		Jan	Dec	Feb		
21116418	RPG	Goulds Rd	310mm base mixing with existing base + existing seal + top up 150 mm imported crushed stone + 1-3% of cement. Construct 50mm asphalt. Swale drain preservation work	1.1 - 1.6	295,667			0		Feb	Mar	Apr		
Irwin														
21100583	DG	DG	Direct Grant					0						
21116409	RPG	Tabletop Rd	Reseal existing pavement and carry out asphalt overlay at Midlands rd intersection, carry out pre-seal pavement repairs	0 - 5	174,667			0		Jul	Dec	Mar		
21116410	RPG	Tabletop Rd	Improve road formation, renew existing drainage including installation of new culverts, vegetation clearing from clear zone & resheeting of road formation	16.36 - 22.25	281,667			0		Jul	Dec	May		

21116411	RPG	Casuarina Rd	Reform road formation, renew existing roadside drainage including installation of new culverts, vegetation clearing in clear zone& resheet road formation - STAGE 1	5.9 - 10.90	238,000				0	Jul	Jan	Jun
21116412	RPG	Burma Rd	Reform road formation, renew existing roadside drainage including installation of new culverts, vegetation clearing in clear zone& resheet road formation	0 - 5	167,667				0	Jul	Dec	May
21116413	RPG	Allanooka Springs Rd	Reseal existing pavemetrn, repair shoulders and edge breaks preesal repair works	0 - 8	300,000				0	Jul	Dec	Jun
Northampton												
21100590	DG	DG	Direct Grant						0			
21116434	RPG	Kalbarri Rd	Re-seal	18 - 28	229,000				0	Aug	Oct	Nov
MURCHISON SUB GROUP												
Cue												
21100581	DG	DG	Direct Grant						0			
21116440	RPG	Cue Wondinong Rd	Reform, improve drainage and gravel sheet, remove vegetation to improve sight distance and re-establish clear zone	48.1 - 54.1	180,333				0	Jul	Oct	Nov
Meekatharra												
21100584	DG	DG	Direct Grant						0			
21116435	RPG	Ashburton Downs Meekatharra Rd	Reform road carriageway including surface drain improvements and resheet		300,000				0	Jul	Dec	Jun
21116436	RPG	Landor Meekatharra Rd	Reform and resheet road carriageway incliding surface drain improvements		245,667				0	Jul	Dec	Jun
Mt Magnet												
21100587	DG	DG	Direct Grant						0			
21116439	RPG	Mt Farmer Rd	Removal of large windrows preventing drainage and reducing road width and safety. Reforming of road section using material available on site such that trafficable surface is above natural surface.	47.4 - 55.9	300,000				0	Sep	Oct	Nov
Murchison												
21100589	DG	DG	Direct Grant						0			
21116438	RPG	Carnavon Mullewa Rd	Reform unsealed carriageway including surface drain improvements	271.8 - 278.85	213,333				0	Jul	Sep	Nov
Sandstone												
21100592	DG	DG	Direct Grant						0			
21116420	RPG	Paynes Find	Reform resheet & improve drainage	216.5 - 224.98	300,000				0	Aug	Dec	Mar
Yalgoo												
21100594	DG	DG	Direct Grant						0			
21116437	RPG	Yalgoo Ninghan Rd	Sealing works to a width of 4m	29.95 - 34.95	200,000				0	Jul	Oct	Dec
NORTH MIDLANDS SUB GROUP												
Carnamah												

								0				
Three Springs												
21100593	DG	DG	Direct Grant					0				
21116419	RPG	Three Springs Morawa Rd	Clear vegetation where required, reconstruct unsealed	22.8 - 26.45	251,333			0		Jul	Mar	May
								0				
								0				

At 00/00/2020

Direct Grants	0	0	0
2019/20 Funding Carryovers			
	RPG	0	0
	AGBS	1,270,000	
	SBS	0	0
	ASIF	0	0
	Total Carryovers	<u>1,270,000</u>	0
2020/21 RPG Funding		8,492,334	0
2020/21 SBS Funding		325,000	0
2020/21 AGBS Funding		0	
2020/21 ASIF Funding		0	0
2020/21 CRSF Funding		0	0
Carry over Surplus RPG Funds		0	
	Sub Total	10,087,334	0
Carry over Surplus SBS Funds			
		10,087,334	0
		Claimed to date	508,000 5.04%
		% Yr Elapsed	0.00%

MID WEST REGIONAL ROAD GROUP

AGENDA		
1.	Apologies	Bernie Miller
2.	Election of Chairperson & Deputy Chairperson	Bernie Miller
3.	Endorsement of previous minutes	Chairperson
4.	Business arising from previous minutes	Chairperson
5.	Correspondence	Chairperson
6.	Items arising from Sub Group Minutes for RRG attention (excluding recommendations from TWG Mtg)	Chairperson/ Bernie Miller
7.	TWG Recommendations	Chairperson
8.	General Business	Chairperson

1. Apologies		Chairperson	
Discussion: Refer to front page			
Conclusion: N/A			
Action items:		Person responsible:	Deadline:
NIL		NA	NA
2. Election of Chairperson & Deputy Chairperson		Bernie Miller	
Discussion: Election is required for the position of Chairperson and Deputy Chairperson as the two year term has expired.			
Conclusion: Main Roads Regional Manager Bernie Miller declared the position of Chairperson of the MW RRG vacant and called for nominations.			
<p>There were two nomination for Chairperson, Cr Ian West (nominated Cr Beth Walton, 2nd Cr Craig Simkin) and Cr Gary Cosgrove (Nominated Cr Ken Stokes, 2nd Cr Anthony Farrell).</p> <p>Cr West accepted the nomination. Cr Gary Cosgrove declined the nomination and made the following statement;</p> <p><i>"I don't want to see this meeting disheveled through an election process, but do feel in the future that the sitting Chairperson should be asked if they are willing to re-nominate as I don't feel we should have to change the Chair every two years, if the current Chair is happy in the role. From the experience I have had, you just get to know what you are doing in the job then the time is up. Particularly with the RRG Chair's meeting that happens twice a year which seems to me quite important and again you just get the feel for it and then you are out."</i></p> <p>The above suggestion is for future consideration for the Mid West RRG.</p> <p>Cr Ian West concurred that the above was a valid suggestion for this group to consider in the future. He also thanked Cr Gary Cosgrove for his hard work during his two-year term as Chairperson, and endorsed his good work with the Secondary Freight Route Program that is currently sitting with the Federal Minister.</p> <p>Motion: "That Cr Ian West (Shire of Irwin) be elected as Chairperson of the MW RRG, effective from 3 April 2020, for a term of two years".</p> <p>Motioned By: Cr Beth Walton Seconded By: Cr Craig Simkin Carried by Group: ALL</p> <p>Main Roads Regional Manager Bernie Miller declared the position of Deputy Chairperson of the MW RRG vacant and called for nominations. Cr Gary Cosgrove was the only nomination.</p> <p>Motion: "That Cr Gary Cosgrove (Shire of Mingenew) be elected as Deputy Chairperson of the MW RRG, effective from 3 April 2020, for a term of two years".</p> <p>Motioned By: Cr Ian West Seconded By: Cr Anthony Farrell Carried by Group: ALL</p>			

Action items:	Person responsible:	Deadline:
Formalise in Policy & Procedure manual Chairperson's term – add to agenda	Sarah Page	Oct-2020
3. Endorsement of Previous Minutes Chairperson		
Discussion: Mid-West Regional Road Group endorsement of previous minutes of 18/10/2019.		
Conclusion:		
Motion: 'that the minutes of the previous meeting held on 18 October 2019 be endorsed.'		
Motioned By: Cr Gary Cosgrove		
Seconded By: Cr Beth Walton		
Carried By: ALL		
Action items:	Person responsible:	Deadline:
NIL	NA	NA
4. Business arising from previous minutes Bernie Miller		
Discussion: Actions from previous meeting		
Conclusion:		
<i>RRG Minutes of 18/10/2019</i>		
Item 11.1 RRG Sub Group Meetings – add to agendas	Sarah Page	Complete
Action items:	Person responsible:	Deadline:
NIL	NA	NA
5. Correspondence (Copies are attached to Agenda as pre-reading) Chairperson		
Discussion: Correspondence received or sent from MW RRG (refer attachments)		
<ul style="list-style-type: none"> • Previous RRG Minutes of 18/10/2020 (attached behind agenda) • Sub Group Minutes – Murchison (19/03/2020), Coastal (12/03/2020) & Nth Midlands (27/02/2020) • TWG Minutes (18/02/2020) 		
Conclusion:		
Motion: "that correspondence received, be accepted."		
Motioned By: Cr Gary Cosgrove		
Seconded By: Cr Craig Simkin		
Carried by Group: ALL		
Action items:	Person responsible:	Deadline:
NIL	NA	NA

6. Items Arising for RRG from Sub Group Minutes (excluding recommendations from TWG meeting) & MRWA Update
Bernie Miller
6.1 Coastal Sub Group
6.1.1 Sub Group Meetings

Face to face meeting, as required, otherwise group will revert of 'Out of Sessions' or Teleconference.

6.1.2 RRG Representatives

All positions were declared vacant
 Cr Ian West was re-elected as Chairperson
 Cr Craig Simkin Cr Anthony Farrel were elected as Representatives of the MWR RRG
 Shane Ivers & Maurice Battilana were elected as TWG Representatives

6.1.3 RARFS Program

FYI

6.1.4 Visual Conditon Survey on Local Government Roads

WALGA has put out a tender package to complete this assesement. Reminder to ensure all your data in ROMAN is up to date.

6.2 Murchison Sub Group
6.2.1 RRG Representatives

All positions were declared vacant;
 Cr Beth Walton was re-elected as Chairperson & Representative of the MWR RRG
 Cr Harvey Nichols was Respresentative of the MWR RRG
 Rob Madson & Roy McCloymont were elected as TWG Representatives

6.2.2 20/21 Reserve RPG Projects

Refer item no 9.1 of meeting minutes

6.3 North Midlands Sub Group
6.3.1 Infrastructure Western Australia Meeting

Refer item no 9.1 of meeting minutes

6.3.2 Update from Cr Karen Chappel

Refer item no 9.2 of meeting minutes

Conclusion: No further discussion, please refer sub group meeting minutes for additional information.

Action items:	Person responsible:	Deadline:
NA	NIL	NIL

7. TWG Recommendations**Bernie Miller****7.1 Discussion: ROADS 2030 REVIEW**

Motion: “that the follow routes be added to the MW RRG Roads 2030 Document;

Durawah Road Station Road Station Valentine Road Route - Category 1, the western end of Yandanooka West/Warradong Spring Rd Route and Tomkins Rd Route – Category 2.

‘that the following roads/route be amended in the MW RRG Roads 2030 Document;

Mt Adams Rd Route – **Administrative change only**

Byro – Woodleigh Rd – **Amend improvement objective**

Butchers Track – **Amend Improvement objective**

Carnarvon – Mullewa Rd – **Amend improvement objective.**

Bookara East Rd, Burma Rd, Casuarinas Rd, Milo Rd, Table Top Road – **Amended from Category 2 to Category 1**

“that the Shire of Murchison’s submissions for SKA Access Route, Colcalalaya/New Forest Rd and Beringarra-Pindar Rd/Wreath Flowers Rd will not be considered in this round of amendments/additions in the MW RRG Roads 2030 document due to incompleteness.

Conclusion: Discussed in detail at each sub group meeting, please refer sub group meeting minutes.

Murchison Sub Group

Motion: “that the Minutes of the previous Coastal Sub Group Meeting be accepted.”

North Midlands Sub Group

Motion: “that the Minutes of the previous Coastal Sub Group Meeting be accepted.”

Coastal Sub Group

Motion: “that the Minutes of the previous Coastal Sub Group Meeting be accepted.”

Motion: “that the ROADS 2030 Review, as recommended by the TWG and Sub Groups, be endorsed.”

Each of the recommendations from the TWG, refer agenda item 7.1, were presented to each of the sub groups and each of the sub groups approved those recommendations without change.

Motioned By: Cr Anthony Farrell

Seconded By: Cr Gary Cosgrove

Carried by Group: **ALL**

Action items:	Person responsible:	Deadline:
NIL	NA	NA

8. General Business**Chairperson****8.1 Discussion: RAV Issues**

The Shire of Sandstone has ongoing issues with RAVs vehicles damaging their roads and are seeking suggestions about how they could resolve, as their roads are not up to the transport task. Shire is talking about RAV rated roads that currently been used by mining companies.

Conclusion:

Question: Have these mining companies been approach to put a deed in place?

Answer: I believe our Works Supervisor has but unsure of the outcome.

The above suggestion would be MRWA recommendation to resolve this issue. Most responsible mining companies would be prepared to discuss what might need to be done to keep the road in a safe trafficable condition not only for the benefit of their own transport task but for the rest of the public that may use the road.

If the road has been assessed as being suitable for that RAV one of the issues is the assessment criteria doesn't necessary cover whether the road and pavement on the road will sustain a large number of RAVs. It is a shortfall in MRWA RAV process but we leave it to LGs to make decisions about whether they think the volumes is going to be appropriate.

The CA88 hasn't been finalised yet, therefore the CA07 is still in place.

Shire of Meekatharra resolved to send some sample agreements to the Shire of Sandstone for their consideration.

Action items:**Person responsible:****Deadline:**

SoM to send information to SoS

CEO SoM

ASAP

8.2 Discussion: MW RRG Financial Situation**Conclusion:**

With the current situation, we have the state government telling us all the time to continue spending. Not sure how other Local Governments are going however, cash flow is going to be an issue for Chapman Valley due to COVID-19.

Suggestion 1:

Would like to know if the RRG could consider a couple of different options:

- Is it possible to bring capital works forward from 2020/21 into 2019/20, if not there may be some problems with bitumen supply as they are staying home, understandably;
- Whether we can have some leniency in 2020/21 to spread that program a bit further due to contractor issues.

Comments:

- Mingenew has bitumen trucks coming up to do works in the next couple of weeks. There were no issues with them coming up; they want the work. They are staying the local hotel and all done within the guidelines.
- Similar issue in Carnamah; the contractor was a bit concerned about the travel restrictions in place, however with documentation stating they are doing authorized infrastructure works, this complies with the exemption rules.

Suggestion 2:

- Write to the other nine RRGs seeking support through WALGA to approach the State Government to waive the required one third contribution from LGs required to spend RRG monies in 2020/21. The positives would be to free up cash, create jobs, safe road network, keep staff employed whilst zero cost to the Government. The only negative would be we would only do 2/3rd of the planned works but considering the circumstances may be able pick up those works later on.

Comments:

- Great idea but the cash flow is the issue, if we could claim 80% or even 100% straight up that would help with the cash flow.
- This idea would have to go to a ministerial level to get approved because you are effectively waiving the requirements of the SFLGA.
- The suggestion about getting more money upfront is a little bit more doable and could possibly be managed inside MRWA.

Motion: "That in the 2020/21 financial year MRWA allows Councils to obtain 100% RPG allocation in advance of construction commencement, on the understanding that any surplus funding is refunded".

Moved by: Anthony Farrell

Second by: Gary Cosgrove

Carried by Group: ALL

Motion: "that the MW RRG resolves to write to the Chairs of the other RRG in WA and WALGA to gain their support to allow the 1/3rd contribution for Road Project Grants to be waived in 2020/21 on the understanding the scope of those projects would have to be reduced by 1/3rd to allow this to happen."

Moved by: Anthony Farrell

Seconded by: Craig Simkin

Carried by Group: ALL

Suggest:

- Would it also be possible to embed some flexibility into the projects? For example, if a Council is going to reduce four projects by 1/3rd each, would it not be better to do two projects in full? Effectively a 1/3 reduction in funding allocation which can be applied to any of the endorsed projects.

Comment:

- This would be optional; if Councils wanted to contribute the 1/3rd then there would not be a problem.

Action items:	Person responsible:	Deadline:
DRAFT letter to RRG Chairs	Cr Ian West	asap
Discussion options with B&P	Bernie Miller	asap

Meeting Closed: 11:38am

Next Meeting: TBC October 2020



MINUTES

MORAWA SINOSTEEL FUTURE FUND COMMITTEE MEETING

held on

Wednesday, 29 April 2020



DISCLAIMER

No responsibility whatsoever is implied or accepted by the Morawa Sinosteel Future Fund Committee for any act, omission, statement or intimation occurring during Committee Meetings. The Morawa Sinosteel Future Fund Committee disclaims any liability for any loss whatsoever and howsoever caused arising out of reliance by any person or legal entity on any such act, omission, and statement of intimation occurring during Committee Meetings.

Any person or legal entity that acts or fails to act in reliance upon any statement, act or omission occurring in a Committee Meeting does so at their own risk. The Morawa Sinosteel Future Fund Committee advises that any person or legal entity should only rely on formal confirmation or notification of Committee resolutions.

Contents

Item 1	Opening of Meeting.....	4
Item 2	Acknowledgement of Traditional Owners and Dignitaries	4
Item 3	Recording of Attendance.....	4
3.1	Attendance (by teleconference)	4
3.2	Attendance by Telephone / Instantaneous Communications	4
3.3	Apologies	4
3.4	Approved Leave of Absence	4
3.5	Disclosure of Interests.....	5
Item 4	Confirmation of Minutes of Previous Meeting.....	5
Item 5	Reports of Committee	6
5.1	Morawa Sinosteel Future Fund Grant: 2019/20 Round 1 Acquittals	6
5.2	Grant Application: Morawa District High School P&C Band Committee.....	8
5.3	Grant Application: Morawa District Historical Society Inc.....	11
5.4	Grant Application: Morawa Craft Group Incorporated	13
5.5	Grant Application: Morawa Playgroup.....	15
5.6	Grant Application: Shire of Morawa’s COVID-19 Community Recovery Package	17
Item 6	Closure.....	21

Item 1 Opening of Meeting

The President declared the meeting open at 4.04 pm.

Item 2 Acknowledgement of Traditional Owners and Dignitaries

The President acknowledges the traditional custodians, the Yamatji people, and recognises the contribution of Yamatji elders past, present and future, in working together for the future of Morawa.

Item 3 Recording of Attendance

3.1 Attendance

Committee

President	Cr Karen Chappel
Deputy President	Cr Dean Carslake
Community Member	Jamie Appleton
Acting Chief Executive Officer	Robert Paull

Staff

Economic Development Manager	Ellie Cuthbert
Executive Assistant	Rondah Toms

3.2 Attendance by Telephone / Instantaneous Communications

In accordance with section 14 of the *Local Government (Administration) Regulations 1996* "Meetings held by electronic means in public health emergency or state of emergency (Act s. 5.25(1)(ba))", the President declared that this Meeting may take place via instantaneous communication. Cr Chappel and Cr Carslake were available via telephone.

3.3 Apologies

Andrew Moore

3.4 Approved Leave of Absence

Nil

3.5 Disclosure of Interests

Declarations of Interest provided as follows:

Item Number/ Name	Type of Interest	Nature/Extent of Interest
5.1 Morawa Sinosteel Future Fund Grant: 2019/20 Round 1 Acquittals		
Robert Paull Acting CEO	Impartiality	The Acting CEO is the Authorising Officer for the Report to Committee
5.2 Grant Application: Morawa District High School P&C Band Committee		
Jamie Appleton, Committee Member	Impartiality	My wife is President of the Morawa District High School P&C Band Committee
Robert Paull Acting CEO	Impartiality	The Acting CEO is the Authorising Officer for the Report to Committee
5.3 Grant Application: Morawa District Historical Society Inc		
Robert Paull Acting CEO	Impartiality	The Acting CEO is the Authorising Officer for the Report to Committee
5.4 Grant Application: Morawa Craft Group Incorporated		
Robert Paull Acting CEO	Impartiality	The Acting CEO is the Authorising Officer for the Report to Committee
5.5 Grant Application: Morawa Playgroup		
Robert Paull Acting CEO	Impartiality	The Acting CEO is the Authorising Officer for the Report to Committee
5.6 Grant Application: Shire of Morawa's COVID-19 Community Recovery Package		
Robert Paull Acting CEO	Impartiality	The Acting CEO is the Authorising Officer for the Report to Committee

Item 4 Confirmation of Minutes of Previous Meeting

OFFICER'S RECOMMENDATION/COMMITTEE RECOMMENDATION

200501 Moved: Jamie Appleton Seconded: Cr Dean Carslake

That the Committee confirm that the Minutes of the Morawa Sinosteel Future Fund Committee Meeting held on Thursday, 14 November 2019 are a true and correct record.

CARRIED BY SIMPLE MAJORITY 4/0

Item 5 Reports of Committee

5.1 Morawa Sinosteel Future Fund Grant: 2019/20 Round 1 Acquittals

Author: Economic Development Manager

Authorising Officer: Acting Chief Executive Officer

Disclosure of Interest: The Author and Authorising Officer declare that they do not have any conflicts of interest in relation to this item.

OFFICER'S RECOMMENDATION/COMMITTEE RECOMMENDATION

200502 Moved: Jamie Appleton Seconded: Cr Dean Carslake

That with respect to the Morawa Sinosteel Future Fund Grant: 2019/20 Round 1 Acquittals, the Morawa Sinosteel Future Fund Committee recommend to Council as follows:

1. The following applications be confirmed as being acquitted in line the grant process:
 - MSFFG8 - Morawa Golf Club; and
 - MSFFG9 - Teach Learn Grow.
2. The following applications be acknowledged as grant acquittals still in progress:
 - MSFFG10 - Morawa Swimming Club; and
 - MSFFG11 - WA College of Agriculture.

CARRIED BY SIMPLE MAJORITY 4/0

PURPOSE

The purpose of this report is to provide acquittal information to the Morawa Sinosteel Future Fund Grant Committee regarding awarded grants from the 2019/20 funding round (round one).

DETAIL

Round one of the 2019/20 grant funding round saw four (4) applications received. All four (4) applications were approved by the Morawa Sinosteel Future Fund Grant Committee and were subsequently endorsed by the Shire of Morawa Council in line with the Morawa Sinosteel Future Fund Deed of Agreement. Details of grant recipients are outlined in table 1 below:

Who	Details	\$
MSFFG8 Morawa Golf Club	To go towards a new tractor	\$ 6,667
MSFFG9 Teach Learn Grow	To assist with the delivery of 1 week of the TLG program to Morawa students	\$ 6,363.64
MSFFG10 Morawa Swimming Club	To go towards the purchase and installation of new shed.	\$10,100
MSFFG11 WACoA-M	To go towards the purchase and installation of a Horse Crush.	\$14,500
Round 1 for 2019/2020 Total Funds Allocated		\$37,630.64

Acquittals Received

The following acquittals have been received:

- MSFFG8 Morawa Golf Club (**Attachment 1 - 5.1a**)
- MSFFG9 Teach Learn Grow (**Attachment 2 - 5.1b**)

Projects still in Progress

- MSFFG 10 - Morawa Swimming Club are yet to complete their project and are expected to submit their acquittal once this has been achieved.
- MSFFG11- WA College of Agriculture are yet to complete their project and is expected to submit their acquittal once this has been achieved.

LEVEL OF SIGNIFICANCE

Low. Grant recipients are required to follow the prescribed acquittal process.

CONSULTATION

Consultation with grant recipients has occurred as a part of the acquittal process.

LEGISLATION AND POLICY CONSIDERATIONS

- Morawa Sinosteel Future Fund Deed of Agreement
- *Shire of Morawa Purchasing Policy*

FINANCIAL AND RESOURCES IMPLICATIONS

No impact - Funds have already been allocated from the Morawa Sinosteel Future Fund Account

RISK MANAGEMENT CONSIDERATIONS

Nil.

CONCLUSION

That the Morawa Sinosteel Future Fund Committee recommend to Council:

- That acquittals for MSFFG8 - Morawa Golf Club and MSFFG9 - Teach Learn Grow be accepted; and
- The following two Applications be acknowledged as grant acquittals still in progress:
- MSFFG10 - Morawa Swimming Club and MSFFG11 - WA College of Agriculture.

ATTACHMENTS

Attachment 1 - 5.1a Morawa Golf Club Acquittal

Attachment 2 - 5.1b Teach Learn Grow Acquittal

5.2 Grant Application: Morawa District High School P&C Band Committee
--

Author: Economic Development Manager

Authorising Officer: Acting Chief Executive Officer

Disclosure of Interest: The Author and Authorising Officer declare that they do not have any conflicts of interest in relation to this item.

OFFICER'S RECOMMENDATION/COMMITTEE RECOMMENDATION

200503 Moved: Cr Karen Chappel Seconded: Robert Paull

That with respect to Grant Application: Morawa District High School P&C Band Committee, the Morawa Sinosteel Future Fund Committee recommend to Council as follows:

1. Approve MSFFG12 - Morawa District High School P&C Band Committee application to the value of \$6574.23.

COMMITTEE RECOMMENDATION

That with respect to Grant Application: Morawa District High School P&C Band Committee ('P&C Band Committee'), the Morawa Sinosteel Future Fund Committee recommend Council as follows:

1. To place the P&C Band Committee Application on hold; and
2. Request the Chief Executive officer to advise the P&C Band Committee to review their application:
 - a) request acknowledgement of funding to P&C for Trailer in 2019; and
 - b) reviewing the required 30% co-contribution as required under the Deed.

CARRIED BY SIMPLE MAJORITY 4/0

PURPOSE

To provide the Morawa Sinosteel Future Fund Grant Committee information to assist in their process of assessing and awarding grant applications.

DETAIL**Funds Available for 2019/2020 Allocation**

The Morawa Sinosteel Future Fund Deed of Agreement states that only 85% of the previous year's interest earned is to be transferred to the Future Fund Interest Reserve Account.

The total amount of interest earned in the 2018/2019 year was \$38,225.60. Therefore, in adherence with the Morawa Sinosteel Future Fund Deed of Grant, 85% of the interest accrued during the

2018/2019 financial year was allocated to the Future Fund Interest Reserve Account – a total of \$32,491.76.

As at 27 September 2019 the Future Fund Interest Reserve Account had \$272,716.06 available for the 2019/2020 first round of grant applications. Round one of the 2019/2020 financial year saw four (4) grants awarded and which totalled \$37,630.64.

The current total amount of funds available for distribution is now \$235,085.42 (less funds recommended to be allocated as part of this Agenda).

MSFFG12 - Morawa District High School (MDHS) P&C Band Committee Application

The MDHS band has a strong link with the community over the last 57 years. The band performs at a wide range of community events ranging from ANZAC services, NAIDOC ceremonies, to primary school tours as well as by representing Morawa at various music competitions. For more details please refer to **Attachment 1 – 5.2a**.

The Secretary/Treasurer of the Morawa District High School (MDHS) P&C Band Committee is requesting support from the Morawa Sinosteel Future Fund Grant Committee to upgrade their aged instruments and chairs.

The total cost of the proposed project is \$9391.75 of which the MDHS P&C Band Committee is requesting to receive a grant to the value of \$6574.23. In line with the Morawa Sinosteel Future Fund Guidelines the MDHS P&C Band Committee propose their required 30% co-contributions as being:

Cash Contribution – cake stalls & sausage sizzles	\$893.52
Voluntary labour – to collect chairs from Perth	\$649.00
Other - Donation of one Cornet	\$1275.00

Total	\$2817.52
--------------	------------------

In alignment with the application requirements the Morawa District High School (MDHS) P&C Band Committee have provided:

- Certificate of Incorporation
- Letters of support
- Demonstrated community benefit/need
- Complied with the Shire of Morawa's purchasing policy correct quotes.
- Latest Financial Statements of the MDHS Band Committee

LEVEL OF SIGNIFICANCE

Low impact - Funds are available in the Morawa Sinosteel Future Fund Account ready for distribution in alignment with the 'Deed of Agreement for Future Fund'.

CONSULTATION

Principal - Morawa District High School

LEGISLATION AND POLICY CONSIDERATIONS

- Morawa Sinosteel Future Fund Deed of Agreement
- Shire of Morawa Purchasing Policy

FINANCIAL AND RESOURCES IMPLICATIONS

Nil.

RISK MANAGEMENT CONSIDERATIONS

The MDHS P&C Band Committee is a sub-committee of the Morawa District High School P&C Association which is an incorporated body. This suggests that this application would be a low risk.

CONCLUSION

That the Morawa Sinosteel Future Fund Committee recommend to Council that MSFFG12 - MDHS P&C Band Committee application to the value of \$6574.23 be approved.

ATTACHMENTS

Attachment 1 – 5.2a MDHS P&C Band Committee Application

5.3 Grant Application: Morawa District Historical Society Inc

Author: Economic Development Manager

Authorising Officer: Acting Chief Executive Officer

Disclosure of Interest: The Author and Authorising Officer declare that they do not have any conflicts of interest in relation to this item.

OFFICER'S RECOMMENDATION/COMMITTEE RECOMMENDATION

200504 Moved: Cr Dean Carslake Seconded: Jamie Appleton

That with respect to Grant Application: Morawa District Historical Society, the Morawa Sinosteel Future Fund Committee recommend to Council as follows:

- 1. Approve MSFFG13 - Morawa District Historical Society's application to the value of \$1876.00**

CARRIED BY SIMPLE MAJORITY 4/0

PURPOSE

To provide the Morawa Sinosteel Future Fund Grant Committee information to assist in their process of assessing and awarding grant applications.

DETAIL

Funds Available for 2019/2020 Allocation

The Morawa Sinosteel Future Fund Deed of Agreement states that only 85% of the previous year's interest earned is to be transferred to the Future Fund Interest Reserve Account.

The total amount of interest earned in the 2018/2019 year was \$38,225.60. Therefore, in adherence with the Morawa Sinosteel Future Fund Deed of Grant, 85% of the interest accrued during the 2018/2019 financial year was allocated to the Future Fund Interest Reserve Account – a total of \$32,491.76.

As at 27 September 2019 the Future Fund Interest Reserve Account had \$272,716.06 available for the 2019/2020 first round of grant applications. Round one of the 2019/2020 financial year saw four (4) grants awarded and which totalled \$37,630.64.

The current total amount of funds available for distribution is now \$235,085.42 (less funds recommended to be allocated as part of this Agenda).

MSFFG13 - Morawa District Historical Society Application

The Morawa District Historical Society is an important and popular tourist attraction in the district. This organisation collects and maintains objects and relevant information in order to preserve the history of the area. The Morawa District Historical Society receive numerous visitors from all parts of Australia and the world.

For more details please refer to **Attachment 1 – 5.3a**. The Morawa District Historical Society is requesting support from Morawa Sinosteel Future Fund Grant Committee to assist in the development of a safe and secure storage area for fragile documents and items.

The total cost of the proposed project is \$4120.00 of which the Morawa District Historical Society is requesting to receive a grant to the value of \$1876.00. In line with the Morawa Sinosteel Future Fund Guidelines the Morawa District Historical Society is exceeding their required 30% co-contributions which are outlined below:

Cash Contribution	\$804.00
Voluntary labour	\$1440.00
Total	\$2244.00

In alignment with the application requirements the Morawa District Historical Society have provided:

- Certificate of Incorporation
- Letters of support
- Complied with the Shire of Morawa’s purchasing policy correct quotes.
- Latest Financial Statements of the Morawa District Historical Society

LEVEL OF SIGNIFICANCE

Low impact - Funds are available in the Morawa Sinosteel Future Fund Account ready for distribution in alignment with the ‘Deed of Agreement for Future Fund’.

CONSULTATION

Chief Executive Officer
Morawa District Historical Society

LEGISLATION AND POLICY CONSIDERATIONS

- Morawa Sinosteel Future Fund Deed of Agreement
- *Shire of Morawa Purchasing Policy*

FINANCIAL AND RESOURCES IMPLICATIONS

Nil.

RISK MANAGEMENT CONSIDERATIONS

There is a low risk associated with this application.

CONCLUSION

That the Morawa Sinosteel Future Fund Committee recommend to Council that MSFFG13 - Morawa District Historical Society’s application to the value of \$1876.00 be approved.

ATTACHMENTS

Attachment 1 – 5.3a Morawa District Historical Society Inc Application

5.4 Grant Application: Morawa Craft Group Incorporated

Author: Economic Development Manager

Authorising Officer: Acting Chief Executive Officer

Disclosure of Interest: The Author and Authorising Officer declare that they do not have any conflicts of interest in relation to this item.

OFFICER'S RECOMMENDATION/COMMITTEE RECOMMENDATION

200505 Moved: Jamie Appleton Seconded: Cr Dean Carslake

That with respect to Grant Application: Morawa Craft Group Incorporated, the Morawa Sinosteel Future Fund Committee recommend to Council as follows:

1. Approve MSFFG14 - Morawa Craft Group Incorporated's application to the value of \$2514.89

CARRIED BY SIMPLE MAJORITY 4/0

PURPOSE

To provide the Morawa Sinosteel Future Fund Grant Committee information to assist in their process of assessing and awarding grant applications.

DETAIL**Funds Available for 2019/2020 Allocation**

The Morawa Sinosteel Future Fund Deed of Agreement states that only 85% of the previous year's interest earned is to be transferred to the Future Fund Interest Reserve Account.

The total amount of interest earned in the 2018/2019 year was \$38,225.60. Therefore, in adherence with the Morawa Sinosteel Future Fund Deed of Grant, 85% of the interest accrued during the 2018/2019 financial year was allocated to the Future Fund Interest Reserve Account – a total of \$32,491.76.

As at 27 September 2019 the Future Fund Interest Reserve Account had \$272,716.06 available for the 2019/2020 first round of grant applications. Round one of the 2019/2020 financial year saw four (4) grants awarded and which totalled \$37,630.64.

The current total amount of funds available for distribution is now \$235,085.42 (less funds recommended to be allocated as part of this Agenda).

MSFFG14 – Morawa Craft Group Incorporated

The Morawa Craft Group seeks to provide a friendly informal facility where community members can share a range of craft skills, ideas, workshops and have space to complete projects.

The group's proposed project is seeking to replace their current air-conditioning unit with a reverse cycle system. This will create a comfortable working space for their elderly members. For more details please refer to **Attachment 1 – 5.4a**.

The total cost of the proposed project is \$3592.70 of which the Morawa Craft Group Committee is requesting to receive a grant to the value of \$2514.89. In line with the Morawa Sinosteel Future Fund Guidelines the Morawa Craft Group Committee will be providing a cash contribution to the value of \$1077.81 (30% co-contribution).

The Morawa Craft Group Committee's application has provided:

- Certificate of Incorporation
- Letters of support
- Complied with the Shire of Morawa's purchasing policy correct quotes.
- Latest Financial Statements of the Morawa Craft Group Committee

LEVEL OF SIGNIFICANCE

Low impact - Funds are available in the Morawa Sinosteel Future Fund Account ready for distribution in alignment with the 'Deed of Agreement for Future Fund'.

CONSULTATION

Members of Morawa Craft Group Incorporated

LEGISLATION AND POLICY CONSIDERATIONS

- Morawa Sinosteel Future Fund Deed of Agreement
- Shire of Morawa Purchasing Policy

FINANCIAL AND RESOURCES IMPLICATIONS

Nil.

RISK MANAGEMENT CONSIDERATIONS

This application is a low risk.

CONCLUSION

That the Morawa Sinosteel Future Fund Committee recommend to Council that MSFFG14 - Morawa Craft Group Incorporated's application to the value of \$2514.89 be approved.

ATTACHMENTS

Attachment 1 – 5.4a Morawa Craft Group Application.

5.5 Grant Application: Morawa Playgroup

Author: Economic Development Manager

Authorising Officer: Acting Chief Executive Officer

Disclosure of Interest: The Author and Authorising Officer declare that they do not have any conflicts of interest in relation to this item.

OFFICER'S RECOMMENDATION/COMMITTEE RECOMMENDATION

200506 Moved: Cr Dean Carslake Seconded: Cr Karen Chappel

That with respect to **Grant Application: Morawa Playgroup**, the Morawa Sinosteel Future Fund Committee recommend Council note that the Morawa Playgroup has withdrawn their application.

CARRIED BY SIMPLE MAJORITY 4/0

PURPOSE

To provide the Morawa Sinosteel Future Fund Grant Committee information to assist in determining the awarding of grant applications

DETAIL

The Morawa Playgroup's proposed project sought to install a small storage shed onsite to store basic Playgroup equipment. At the request of the Morawa Playgroup, this application has been withdrawn. Please refer to ***Attachment 1 – 5.5a***.

LEVEL OF SIGNIFICANCE

Nil.

CONSULTATION

President – Morawa Playgroup
Principal – Morawa District High School

LEGISLATION AND POLICY CONSIDERATIONS

- Morawa Sinosteel Future Fund Deed of Agreement
- Shire of Morawa Purchasing Policy

FINANCIAL AND RESOURCES IMPLICATIONS

Nil.

RISK MANAGEMENT CONSIDERATIONS

Not applicable.

CONCLUSION

That the Morawa Sinosteel Future Fund Committee recommend Council notes that the Morawa Playgroup has withdrawn their application.

ATTACHMENTS

Attachment 1 – Morawa Playgroup Withdraw Application Email.

5.6 Grant Application: Shire of Morawa's COVID-19 Community Recovery Package

Author: Economic Development Manager

Authorising Officer: Acting Chief Executive Officer

Disclosure of Interest: The Author and Authorising Officer declare that they do not have any conflicts of interest in relation to this item.

OFFICER'S RECOMMENDATION/COMMITTEE RECOMMENDATION

200507 Moved: Jamie Appleton Seconded: Cr Dean Carslake

That with respect to Grant Application: Shire of Morawa's COVID-19 Community Recovery Package, the Morawa Sinosteel Future Fund Grant Committee recommend Council approves the Shire of Morawa's COVID-19 Community Recovery Package application to the value of \$50,000.

CARRIED BY SIMPLE MAJORITY 4/0

PURPOSE

To provide the Morawa Sinosteel Future Fund Grant Committee information to assist in their process of assessing and awarding grant applications.

DETAIL

Funds Available for 2019/2020 Allocation

The Morawa Sinosteel Future Fund Deed of Agreement states that only 85% of the previous year's interest earned is to be transferred to the Future Fund Interest Reserve Account.

The total amount of interest earned in the 2018/2019 year was \$38,225.60. Therefore, in adherence with the Morawa Sinosteel Future Fund Deed of Grant, 85% of the interest accrued during the 2018/2019 financial year was allocated to the Future Fund Interest Reserve Account – a total of \$32,491.76.

As at 27 September 2019 the Future Fund Interest Reserve Account had \$272,716.06 available for the 2019/2020 first round of grant applications. Round one of the 2019/2020 financial year saw four (4) grants awarded and which totalled \$37,630.64. The current total amount of funds available for distribution is now \$235,085.42 (less funds recommended to be allocated as part of this Agenda).

MSFFG16 – Shire of Morawa COVID-19 Recovery Response Package

The COVID-19 pandemic has caused the forced temporary closure of public and commercial facilities and which has consequently led to limited access to essential services such as supermarkets. Due to the prohibition of public gatherings, it is expected that the economic and social impact to our community will be very high and very costly.

The Premier and Minister of Local Government have both urged Local Government Authorities to consider all financial measures to provide ongoing support to their local communities.

At a Special Meeting hold on 2 April 2020, Council sought to support the local Morawa community by resolving as follows:

“That with respect to COVID-19 Emergency Responses, Council resolve to:

- 1. Set up a temporary COVID-19 Emergency Response Reserve for the maximum duration of 12 months commencing 2 April 2020; and*
- 2. Allocate (up to) \$110,000 from the Economic Development Reserve, \$30,000 from the Plant Reserve, and the balance (approx. \$50,000) from the Morawa Community Future Funds Reserve (subject to the Sinosteel Committee’s and Council’s approval) to the COVID-19 Emergency Response Reserve; and*
- 3. Provide one month’s local public notice of the proposal to allocate the proposed funds to the COVID-19 Emergency Response Reserve to the Shire’s Operational Budget enabling support to be provided to the local community; and*
- 4. Adopt the Shire of Morawa – COVID-19 Community Recovery Package (Attachment 11.2.1A); and*
- 5. Authorise the Chief Executive Officer (after consultation with the President) in advance under section 6.8(i)(b) of the Local Government Act 1995, to expend the allocated budget of the COVID-19 Emergency Response Reserve generally in accordance with the Shire of Morawa – COVID-19 Community Recovery Package (Attachment 11.2.1A); and*
- 6. Request the Chief Executive Officer to develop the financial budget for the year 2020/21 based on a nil increase for Rates, Fees and Other Statutory Charges; and*
- 7. When preparing the 2020/21 Budget, Council consider measures (either temporary or long term) associated with limiting the economic and/or social impacts or the associated recovery of COVID-19 for rates payers by, but not limited to:*
 - a) Inviting rate payers to pay their leviable 2020/21 Rates on a monthly basis in addition to the standard quarterly payments; and*
 - b) Waiving the 5% per annum interest surcharge for monthly or quarterly payments of leviable rates 2020/21; and*
 - c) Providing a 5% discount to rate payers on their 2020/21 leviable rates if they pay their levied rates up front as a lump sum to cover the fiscal year (1 July 2020 to 30 June 2021); and*
- 8. Authorise the President and the Chief Executive Officer to commence the lobby for additional State and/or Federal funding relating to the direct and indirect expenditure of COVID-19 related issues.”*

By Council supporting the *Shire of Morawa – COVID-19 Community Recovery Package ('Package')*, the Shire will, amongst other strategies,

- Endeavour to spend as much as possible locally,
- Will bring purchases of plant and projects forward; and
- Will invest in the development of recovery strategies from the effects of the pandemic.

The *Package* is provided as **Attachment 1 - 5.6a**.

The *Package* is intended to support the community over the next 12 months, however, there are many unknowns. Therefore, this package may need to be reviewed and restructured as the pandemic continues to ensure that it continues to effectively meet the needs of the community.

The Morawa Sinosteel Future Fund Committee will note that Part 2 of the resolution addresses the funding allocation of the *Package to be \$190,000 with “..... the balance (approx. \$50,000) from the Morawa Community Future Funds Reserve (subject to the Sinosteel Committee’s and Council’s approval)....”*

The Shire requests that the Committee approve the allocation of \$50,000 to be available for the direct benefit of the Morawa community as part of the *Package*.

LEVEL OF SIGNIFICANCE

Very High – economic and social impact of the COVID-19 disease may be extremely high therefore requiring adequate preparations and precautionary measures be put in place.

CONSULTATION

Minister for Local Government
Council

LEGISLATION AND POLICY CONSIDERATIONS

- Morawa Sinosteel Future Fund Deed of Agreement
- *Shire of Morawa Purchasing Policy*

FINANCIAL AND RESOURCES IMPLICATIONS

The allocation of funds to a temporary emergency reserve poses several financial and resources implications.

These may prove to be significant over time. These are unprecedented times and as such warrant an extreme approach to implement recommended measures.

RISK MANAGEMENT CONSIDERATIONS

Whilst the risk to the Morawa Sinosteel Future Fund is low, the Council’s Risk Management Policy (Policy 3.3) has identified several risk categories and mitigation strategies to the broader community from COVID-19 as follows:

Risk Category	Risk Description	Likelihood and consequence	Risk Rating	Mitigation Strategy	Residual Risk Rating (consequence change only)
Financial	The risk of spending too much on or not enough on the consequences of the pandemic as the Shire	L: Almost Certain C: Extreme	Extreme	Set up of COVID-19 Emergency Response Reserve. Establish adequate authorisations and delegations to the CEO	High
Social – Economic	Foreclosure of businesses may lead to rate payers defaulting on payable rates, fees and charges People losing their jobs may lead to social challenges	L: Likely C: High	High	Support local businesses with expenditure up.	High
Reputation	Council as the 'scape goat' for consequences	L: Likely C: High	High	Shire will communicate extensively and regularly about the risks, actions and consequences before, during and after the event. Shire will inform the community about the Morawa Sinosteel Future Fund support and involvement in the <i>COVID-19 Community Recovery Package</i> .	Medium
Legal & Compliance	Not complying with the Acts and Regulations may lead to measures taken by the Department	L: Almost Certain C: Extreme	Extreme	The Government has indicted support to LGAs in their efforts to combat the pandemic and further urges LGAs to be creative and supportive. Contact Audit (OAG) partner and inform about the solutions adopted.	Low
Medium Services Delivery	A forced closure, lock down or stand down of staff will lead to services interruption	L: Possible C: High	High	Precautionary measures taken. Washing hands and safety notices Communicate with staff regularly. Support Business Continuity.	Medium

CONCLUSION

That the Morawa Sinosteel Future Fund Committee approve this request and recommend this application to the Shire of Morawa Council for endorsement.

ATTACHMENTS

Attachment 1 - 5.6a Morawa COVID-19 Community Recovery Package.

Item 6 Closure

There being no further business, the Presiding Member declared the meeting closed at 4.28 pm

01-005-03-0001



Northern Country Zone MINUTES

Flying Minute Meeting Tuesday 28 April 2020



TABLE OF CONTENTS

1.	ANNOUNCEMENTS	3
2.	MEMBERS	3
3.	DECLARATION OF INTEREST	4
4.	ADJOURNED BUSINESS	4
5.	MINUTES	4
5.1	Confirmation of Minutes of Previous Meetings	4
5.2	Business Arising from Minutes.....	5
5.2.1	Review of Constitution and Standing Orders	5
5.2.2	Mid West Secondary Grain Freight Routes Priority Roads Funding Projects	5
5.2.3	Northern Country Zone Health Forum 30 March 2020 – Postponed.....	5
6.	STATE COUNCIL AGENDA – EMERGING ISSUES.....	6
6.1	(4.1) COVID-19 Pandemic – WALGA Response	6
6.2	(4.2) Local Government Act Emergency Provisions (05-034-02-0015 TL).....	6
7.	STATE COUNCIL AGENDA - MATTERS FOR DECISION.....	8
7.1	(5.1) Amendment to Third Party Appeal Rights – Preferred Model (06-03-01-0001 VJ).....	8
7.2	(5.2) Managing Lodging House Health Risks in WA (05-031-01-0001 BW).....	8
8.	STATE COUNCIL AGENDA - MATTERS FOR NOTING / INFORMATION	9
8.1	(6.1) Submission Position Statement: Special Entertainment Precincts and Options Paper for Proposed Amendments to the Environmental Protection (Noise) Regulations 1997 (05-036-02-0022 VJ).....	9
8.2	(6.2) Submission on the Proposed Reforms to the Approval Process for Commercial Buildings (05-015-02-0005 VJ).....	9
8.3	(6.3) Report Municipal Waste Advisory Council (MWAC) (01-006-03-0008 RNB).....	10
9.	REPORTS	10
9.1	Report from the Chair / State Councillor – April 2020	10
9.2	WALGA Presidents Report to the Zone.....	11
9.3	Zone Status Report	11
9.4	Midwest Suicide Prevention Steering Group Report.....	11
9.5	CA07 Restricted Access Vehicle Operating Condition Working Group Report.....	12
10.	ZONE MATTERS FOR DECISION/NOTING	12
10.1	Detailed Income and Expenditure Statement and Bank Reconciliation at 31 March 2020	12
10.2	Correspondence Out.....	13
10.2.1	Health Forum Postponement.....	13
10.3	Correspondence In.....	13
10.3.1	Mr Shane Love MLA, Member for Moore.....	13
10.3.2	Mr Bernie Miller, Regional Manager, Main Roads Mid West-Gascoyne.....	13
10.3.3	Ms Sheridan Webb, Principal Policy Officer, Aboriginal Policy & Coordination Unit, Department of Premier and Cabinet.....	13
10.3.4	Ms Barbara Thompson, RDA Midwest Gascoyne	13
10.3.5	Mr Ross McKim, CEO City of Greater Geraldton	14
10.3.6	Ms Margaret Degebrot, Executive Officer Governance, WALGA.....	14
10.3.7	Mr Garry Keeffe, CEO Northampton Shire.....	14
11.	GENERAL BUSINESS	14
11.1	Regional Issues.....	14
11.2	Regional Tourism Initiatives	14
11.3	Other General Business	14
11.3.1	Exemption for Western Power to Attend to Power Outages During Total Fire Bans and Harvest Vehicle Movement Bans.....	14
11.3.2	Late Item – Regional Level Vulnerability Analysis	15
12.	DATE, TIME AND PLACE OF NEXT MEETING	16
13.	MEETING CLOSURE	16

ATTACHMENTS TO THE AGENDA

- Item 5.1: Minutes of the Meeting of the Northern Country Zone of WALGA held 24 February 2020
- Items 6/7/8: State Council Agenda 6 May 2020
- Item 9.2 WALGA Presidents' Report May 2020
- Item 9.3 Zone Status Report April 2020
- Item 9.4 Counselling Call Back Hotline Flyer
- Item 10.1: February and March 2020 Bank Statements
- Item 10.3.1 Drought Community Program Extension Review
- Item 10.3.2 Mid West Secondary Grain Freight Network – Revision 2
- Item 10.3.3 Yamatji Nation Indigenous Land Use Agreement Briefing
- Item 10.3.4 Federal Support Package for Business
- Item 10.3.5 Proposed WACHS Situation Briefing to Local Government
- Item 10.3.6 Minutes Special State Council Meeting 27 March 2020
- Item 10.3.7 Jobkeeper Allowance
- Item 11.3.2 Regional Level Vulnerability Analysis

1. ANNOUNCEMENTS

Zone Delegates are requested to provide written notice on amendments to recommendations within the State Council agenda ASAP to the Zone Chair and Secretariat, to allow Zone members time to vote on the alternative recommendation.

2. MEMBERS

Shire of Carnamah	Cr Merle Isbister, President Cr Dwayne Wooltorton, Deputy President Mr Vincent Fordham Lamont, Chief Executive Officer non-voting Delegate
Shire of Chapman Valley	Cr Anthony Farrell, President Cr Kirrilee Warr, Deputy President Mr Maurice Battilana, Chief Executive Officer non-voting Delegate
Shire of Coorow	Cr Moira Girando, President Cr Bruce Jack, Deputy President Mr John Merrick, Acting Chief Executive Officer non-voting Delegate
City of Greater Geraldton	Mayor Shane Van Styn Cr Tarleah Thomas, Deputy Mayor (NCZ Deputy Chair) Mr Ross McKim, Chief Executive Officer non-voting Delegate
Shire of Irwin	Cr Michael Smith, President Cr Ian West Mr Shane Ivers, Acting Chief Executive Officer non-voting Delegate

Shire of Mingenew	Cr Gary Cosgrove, President Cr Justin Bagley Mr Nils Hay, Chief Executive Officer non-voting Delegate
Shire of Morawa	Cr Karen Chappel, President (NCZ Chair) Mr Rob Paull, Chief Executive Officer non-voting Delegate
Shire of Northampton	Cr Craig Simkin, President Cr Shane Krakouer, Deputy President Mr Garry Keeffe, Chief Executive Officer non-voting Delegate
Shire of Perenjori	Commissioner Paul Omodei Mr Mario Romeo, Chief Executive Officer non-voting Delegate
Shire of Three Springs	Cr Chris Lane Mr Keith Woodward, Chief Executive Officer non-voting Delegate
Secretariat	Mrs Dianne Daniels, Executive Officer

3. DECLARATION OF INTEREST

Councillors must declare to the Chairman any potential conflict of interest they have in a matter before the Zone as soon as they become aware of it. Councillors and deputies may be directly or indirectly associated with some recommendations of the Zone and State Council. If you are affected by these recommendations, please excuse yourself from the meeting and do not participate in deliberations.

Nil Received

4. ADJOURNED BUSINESS

Nil

5. MINUTES

5.1 Confirmation of Minutes of Previous Meetings

Attachment: Minutes of NCZ Meeting 24 February 2020

Recommendation:

That the Minutes of the meeting of the Northern Country Zone of WALGA held on 24 February 2020 be confirmed as a true and accurate record of proceedings.

Northern Country Zone Resolution:

Moved: Shire of Carnamah

Seconded: Shire of Mingenew

That the Minutes of the meeting of the Northern Country Zone of WALGA held on 24 February 2020 be confirmed as a true and accurate record of proceedings.

Carried

5.2 Business Arising from Minutes

5.2.1 Review of Constitution and Standing Orders

At Item 10.4 of the 24 February 2020 meeting it was decided that:

‘The revisions to the Constitution and Standing Orders, as presented, be adopted at the June meeting’.

This will need to be delayed if the Northern Country Zone can’t meet in person in June due to COVID-19 restrictions, as the Constitution at Item 27 calls for Members to be present at any vote to change the Constitution ie it can’t be done by Flying Minute.

5.2.2 Mid West Secondary Grain Freights Routes Priority Roads Funding Projects

At Item 10.5 of the 24 February 2020 meeting it was decided:

‘That the Northern Country Zone of WALGA, for the purpose of preparing a secondary grain freight route funding submission to the Federal Government, endorses the prioritisation of roads as prepared by the North Midlands and Coastal Regional Road Groups for the Revitalising Agricultural Region Freight Strategy (RARFS). Further, that each Northern Country Zone member takes an agenda item to their Council’s March 2020 meeting for endorsement of the RARFS priority roads.’

Following that decision:

The Shires of Carnamah, Chapman Valley, Coorow, Mingenew, Morawa and Three Springs and the City of Greater Geraldton all supported the RARFS spreadsheet.

Perenjori had questions and are considering it at their April meeting.

Northampton did not consider it, as the only road on the spreadsheet in their Shire is the Highway, which is under Main Roads WA jurisdiction.

There was no response from the Shire of Irwin.

On 3 April 2020, Mr Bernie Millar, Main Roads WA, was informed of this outcome to take to the next meeting of the Mid West Secondary Grain Freights Routes Project Working Group.

5.2.3 Northern Country Zone Health Forum 30 March 2020 – Postponed

Further to Item 10.6 of the 24 February 2020 minutes, updating members on the status of the Health Forum, an email was sent to all Northern Country Zone Members on 13 March 2020 asking them to vote on whether or not to postpone the Health Forum scheduled for 30 March 2020, due to the developing COVID-19 restrictions on non-essential travel and gatherings.

All members voted in favour of postponing and on Tuesday 17 March 2020, the Executive Officer contacted all speakers, guests, members, Dalgleish Catering and the Geraldton Yacht Club to notify them of the postponement. The Yacht Club have since refunded the money paid for the venue hire.

All speakers and guests are keen to be involved once the way is clear to set a new date.

Northern Country Zone Resolution:

Moved: Shire of Carnamah

Seconded: Shire of Mingenew

That the Northern Country Zone of WALGA notes the Business Arising from Minutes at Items 5.2.1 through to 5.2.3.

Carried

6. STATE COUNCIL AGENDA – EMERGING ISSUES

The following items have been taken directly from the WALGA State Council Agenda for 6 May 2020.

The recommendation and summary only have been included. Please refer to the PDF version of the attached State Council Agenda for more detail and attachments.

6.1 (4.1) COVID-19 Pandemic – WALGA Response

Please note:

The information contained in this report is correct and up-to-date as of 14 April 2020. Further supplementary information will be provided at Zone and State Council meetings as well as through other channels, such as the COVID-19 Daily Update from the WALGA President and CEO.

Recommendation:

That the information contained in this report relating to WALGA's response to the COVID-19 pandemic be noted.

Executive Summary

- The COVID-19 pandemic, declared as a State of Emergency on 16 March 2020 in Western Australia, is having a profound impact on the health, wellbeing and economy of Western Australia
- WALGA's Local Government members have been severely impacted by the pandemic and WALGA is working hard to provide advocacy, resources, communications and guidance on a range of fronts to support the Local Government sector.
- This item summarises at a high level the activities that WALGA is undertaking to provide support for members and is correct and up-to-date as at 14 April 2020.
- Additional supplementary information will be provided at the Zone and State Council meetings.

Northern Country Zone Resolution:

Moved: Shire of Carnamah

Seconded: Shire of Mingenew

That the Northern Country Zone of WALGA notes the information in the report at State Council Agenda Item 4.1 relating to WALGA's response to the COVID-19 pandemic.

Carried

6.2 (4.2) Local Government Act Emergency Provisions (05-034-02-0015 TL)

*By Tony Brown, Executive Manager Governance and Organisational Services, and
Tim Lane, Manager Strategy and Association Governance*

Recommendation:

That WALGA:

1. Notes and supports the introduction of legislation that:
 - a. Provides for Ministerial emergency powers on the condition that the Local Government sector is consulted prior to the issuing of an order using this power, and,
 - b. Provides the ability for Local Governments to suspend a provision of a local law
2. Continues to advocate for the 2019-20 valuations to apply to the 2020-21 rates.

Executive Summary:

- The Minister for Local Government announced the following four proposals to amend the *Local Government Act 1995* to incorporate a number of emergency provisions as follows:
 1. Valuations from 2019-20 to apply to 2020-21 rates
 2. Rates, fees and charges to remain at 2019-20 levels in 2020-21
 3. Ministerial power to make changes to the Act, and
 4. Ability for Local Governments to suspend Local Law provisions.
- Following the Minister's announcement, it is understood that the Government decided not to progress with items (1) and (2) above
- The legislative amendments are likely to progress through Parliament in mid-April providing little opportunity for the Local Government sector to influence the legislation
- The amendments will only apply to the current State of Emergency and will be removed from the Act following the COVID-19 pandemic
- It is recommended that the legislative proposals be broadly supported and that WALGA continue to advocate for deferment of the 2020-21 valuations.

The following comment from the Shire of Northampton in relation to this item was circulated to all members on Friday 24 April 2020.

We believe that with the new powers that the Minister for Local Government has with the emergency services provisions he should have the power now to either suspend the need to use the revised valuations for 2020/21 and that they be used in 2021/22 by varying section 6.28 (4) where it states Subject to subsection (5), for the purposes of this section the valuation to be used by a local government is to be the valuation in force under the Valuation of Land Act 1978 as at 1 July in each financial year, therefore change the date to 1 July 2021.

If the Minister for LG has emergency powers and is legislating for nil rate increases then why can't he use his emergency powers to change the date in the above section to read as at valuations in force as at 1 July 2019 for the 2020/21 Financial Year, seems pretty simple.

Perenjori Commissioner, The Hon Paul Omodei, made mention in Perenjori's email response of Monday 27 April 2020 that he strongly supports the WALGA position of freezing valuations for 20/21 and in accordance with this position, the deferment of Valuation charges from the Valuer Generals Office to Western Australian Local Governments. The Commissioner (Northern Zone) also strongly supports the working party being established by WALGA in the education of WA State Government elected members of mechanism used by the Valuer Generals office in the determination property valuations.

Northern Country Zone Resolution:

Moved: Shire of Carnamah

Seconded: Shire of Mingenew

That the Northern Country Zone of WALGA endorses the WALGA Officers' recommendation for State Council Agenda Item 4.2.

Carried

7. STATE COUNCIL AGENDA - MATTERS FOR DECISION

The following items have been taken directly from the WALGA State Council Agenda for 6 May 2020.

The recommendation and summary only have been included. Please refer to the PDF version of the attached State Council Agenda for more detail and attachments.

7.1 (5.1) Amendment to Third Party Appeal Rights – Preferred Model (06-03-01-0001 VJ)

By Vanessa Jackson, Policy Manager Planning and Improvement

Recommendation:

1. That the proposed amendment to the Third-Party Appeals Process Preferred Model, being that third parties in addition to Local Governments are able to make an appeal on decisions made by Development Assessment Panels, is not supported, and
2. That the proposed amendment to the Third Party Appeals Process Preferred Model, being that closely associated third parties in addition to Local Governments are able to appeal decisions made by the Western Australian Planning Commission and the State Administrative Tribunal, in addition to Development Assessment Panels, is not supported.

Executive Summary:

- At the 2019 WALGA Annual General Meeting (AGM), a motion was carried to amend the existing Preferred Model for Third Party Appeal rights for decisions made by Development Assessment Panels.
- All Local Governments were contacted, seeking their views on a two-part motion. The closing date for feedback was 28 February 2020.
- 35 Local Governments provided a response, 11 supported the motions, 19 did not support the AGM motions and 5 did not support any Third-Party Appeal rights being introduced in WA.
- The 2019 WALGA AGM motion is therefore not supported.

Northern Country Zone Resolution:

Moved: Shire of Carnamah

Seconded: Shire of Mingenew

That the Northern Country Zone of WALGA endorses the WALGA Officers' recommendation for State Council Agenda Item 5.1.

Carried

7.2 (5.2) Managing Lodging House Health Risks in WA (05-031-01-0001 BW)

By Bec Waddington, Policy Officer Community

Recommendation:

That the submission to the Department of Health in response to the Managing Lodging House Health Risks in WA discussion paper be endorsed.

Executive Summary:

- The *Public Health Act 2016* is progressing through a five-stage process of implementation and is currently at Stage 4. All regulations from the previous *Health Act 1911* will be repealed and replaced with new regulations at the commencement of Stage 5, which is anticipated to commence in 2021.
- The Department of Health released the 'Managing Lodging House Health Risks in WA' discussion paper for public comment with three options for consideration.

- WALGA's Submission discusses the Local Governments preference for Option C to regulate lodging houses under the Public Health Act using housing regulations.

Northern Country Zone Resolution:

Moved: Shire of Carnamah

Seconded: Shire of Mingenew

That the Northern Country Zone of WALGA endorses the WALGA Officers' recommendation for State Council Agenda Item 5.2.

Carried

8. STATE COUNCIL AGENDA - MATTERS FOR NOTING / INFORMATION

The following items have been taken directly from the WALGA State Council Agenda for 6 May 2020.

The recommendation and summary only have been included. Please refer to the PDF version of the attached State Council Agenda for more detail and attachments.

8.1 (6.1) Submission Position Statement: Special Entertainment Precincts and Options Paper for Proposed Amendments to the Environmental Protection (Noise) Regulations 1997 (05-036-02-0022 VJ)

By Vanessa Jackson, Policy Manager Planning and Improvement

Recommendation:

That State Council note the submission on Position Statement: Special Entertainment Precincts & the Options Paper for proposed amendments to the *Environmental Protection (Noise) Regulations 1997*.

Executive Summary:

- The State Government prepared a position statement and options paper, which outlined possible planning and environmental approvals processes to manage noise within entertainment precincts.
- Three options were provided: Status Quo, agent of change and indoor assigned noise levels or establishment of a Special Control Area (SCA) for an entertainment precinct.
- The submission was due by 14 February 2020, consequently, the submission was processed through WALGA's interim submission process, and endorsed by State Council by Flying Minute.

8.2 (6.2) Submission on the Proposed Reforms to the Approval Process for Commercial Buildings (05-015-02-0005 VJ)

By Vanessa Jackson, Policy Manager Planning and Improvement

Recommendation:

That State Council note the endorsed submission on the proposed reforms to the approval process for commercial buildings.

Executive Summary:

- In December 2019, the State Government prepared a Consultation Regulatory Impact Statement (CRIS) for improvements to the commercial building approvals processes.
- The CRIS proposes 28 improvements, ranging from documentation requirements; performance solutions; fire authority consultation; engagement of building surveyors; third-party review of high-risk designs; variations to the design during construction; inspections of building work; material compliance; and the Building Commissioner's powers.
- The submission was due on 3 April 2020, consequently, the submission was processed through WALGA's interim submission process, and endorsed by State Council by Flying Minute on 1 April 2020.

8.3 (6.3) Report Municipal Waste Advisory Council (MWAC) (01-006-03-0008 RNB)

By Rebecca Brown, Manager Waste and Recycling

Recommendation:

That State Council note the resolutions of the Municipal Waste Advisory Council at its 26 February 2020 meeting.

Executive Summary:

This item relates to the MWAC meeting held on 26 February 2020; key outcomes of this meeting included:

1. Endorsement of the Submission on the Consultation Regulatory Impact Statement on phasing out certain waste exports.
2. Endorsement of the Plastic Reduction Options for Local Government Paper.

Northern Country Zone Resolution:

Moved: Shire of Carnamah

Seconded: Shire of Mingenew

That State Council Agenda Items numbers 6.1 to 6.3 be noted.

Carried

9. REPORTS

9.1 Report from the Chair / State Councillor – April 2020

Northern Country Zone
Presidents Report April 2020

Wow. How the world has changed since we met in February. It is certainly challenging in many ways.

WALGA has been strongly advocating on behalf of Local Government, whilst accepting that we all are different and have vastly different capacities and issues. The Federal Government has made it very clear that they will not allow Local Government to be eligible for the Jobkeeper programme. This is incredibly disappointing.

It appears that it is necessary for WALGA to lobby strongly for Local Government, whether it be FAG's, road funding, removing regulatory barriers, no increase to statutory charges and everything in between.

Mayor Roberts and CEO Nick have been working incredibly hard in this advocacy. Each day something new arises and they have a team that is dedicated to COVID-19.

I hope you have been able to attend some of the Webinars or at least watch them later. There has been a multitude of information available.

Locally I know that all our Local Governments are doing what they can for their Local Governments. We all know our communities and what can be managed not only now but in future years.

We were wise to postpone our Health Forum. I wish to thank Dianne Daniels for the immense amount of work that Dianne put into the preparation for this forum. We should be able to hold it when we get to the other side. Mind you, some of our primary issues may have changed.

I, like most of you I am sure, will be finding that connectivity is not as adequate as we had thought, what with webinars, zoom meetings and home schooling.

I wish you all a Happy Easter. Stay safe and stay at home. We will see each other on the other side.

Karen Chappel

Northern Country Zone Resolution:

Moved: Shire of Carnamah

Seconded: Shire of Mingenew

That the Northern Country Zone of WALGA notes the report from the Chair/State Councillor for April 2020.

Carried

9.2 WALGA Presidents Report to the Zone

Attachment: WALGA President's Report May 2020

The WALGA President's Report was circulated to members on Tuesday 21 May 2020.

Northern Country Zone Resolution:

Moved: Shire of Carnamah

Seconded: Shire of Mingenew

That the Northern Country Zone of WALGA notes the WALGA President's Report for May 2020.

Carried

9.3 Zone Status Report

Attachment: Northern Country Zone Status Report April 2020

A Status Report outlining the actions taken on the Zone's resolutions is attached.

Northern Country Zone Resolution:

Moved: Shire of Carnamah

Seconded: Shire of Mingenew

That the Northern Country Zone of WALGA notes the April Status Report outlining actions taken on the Zone's resolutions.

Carried

9.4 Midwest Suicide Prevention Steering Group Report

Attachment: Centacare Counselling Call Back Hotline Flyer

Cr Merle Isbister reported that the March meeting of the Midwest Suicide Prevention Steering Group was cancelled due to COVID-19 non-essential travel and meeting restrictions.

Jacki Ward, Project Coordinator, Suicide Prevention Trial (Midwest), provided Cr Isbister with a Flyer on Centacare free counselling services for those impacted by COVID-19, to be shared as members see fit.

Northern Country Zone Resolution:

Moved: Shire of Carnamah

Seconded: Shire of Mingenew

That the Northern Country Zone of WALGA notes the 28 April 2020 status report from the Standing Invitee to the Midwest Suicide Prevention Steering Group.

Carried

9.5 CA07 Restricted Access Vehicle Operating Condition Working Group Report

Cr Gary Cosgrove conveyed that there is nothing to report to date.

10. ZONE MATTERS FOR DECISION/NOTING**10.1 Detailed Income and Expenditure Statement and Bank Reconciliation at 31 March 2020**

Author: Dianne Daniels, Executive Officer
Attachments: February and March 2020 Bank Statements

Recommendation:

That the Northern Country Zone of WALGA receives the Detailed Income Statement and Bank Reconciliation for the period ending 31 March 2020.

Comments:

The Detailed Income Statement shown below represents the cash position of NCZ at 31 March 2020, as reconciled to the Bank Statement.

NORTHERN COUNTRY ZONE OF WALGA				
INCOME AND EXPENDITURE STATEMENT				
<i>For the period ending</i>				
31-Mar-20				
	<i>Date</i>	<i>Ref</i>	<i>Amount</i>	<i>Description</i>
Statement Balance B/F	01-07-19		37,968.63	
Deposits				
Bank Interest Received			2.29	
	19-03-20		1,320.00	Geraldton Yacht Club/Gybes - refund venue and staff hire due to COVID-19 postponement of Health Forum
TOTAL RECEIPTS			1,322.29	
TOTAL FUNDS AVAILABLE			39,290.92	
Payments Made				
	03-07-19		-2,805.66	Internet tsf - Dianne Daniels - Inv 192001 - EO services 01/05/2019 - 30/06/2019; Travel expenses
	12-08-19		-275.00	Internet tsf - North Midlands Accounting - Inv 2020-00041 2018-19 Audit
	29-08-19		-203.46	Internet BPay - Shire of Mingenew - Inv 8802 Reimburse catering for meeting 26/08/2019
	29-08-19		-396.00	Internet BPay - Shire of Mingenew - Inv 8803 Reimburse catering for meeting 26/06/2019
	29-08-19		-2,822.04	Internet tsf - Dianne Daniels - inv 192002 - EO services 01/07/2019 - 26/08/2019; Travel expenses
	16-10-19		-2.19	Internet tsf - Norris & Hyde IT - Inv 25237 Align Email payment with 1st of month billing cycle
	03-12-19		-2,927.50	Internet tsf - Dianne Daniels - Inv 192003 - EO services 29/08/2019 - 30/11/2019; Travel & reimbursements
	31-12-19		-750.00	Internet tsf - Gybes - Health Forum venue hire deposit and bond
	20-01-20		-396.00	Internet BPay - Shire of Mingenew - Inv 8939 Reimburse catering for meeting 29/11/2019
	20-01-20		-30.00	Internet tsf - Norris & Hyde It - Inv 33914 Reset password on email
	28-02-20		-2,805.66	Internet tsf - Dianne Daniels - Inv 192004 - EO services 1/12/2019 - 25/02/2020; Travel expenses
	10-03-20		-570.00	Internet tsf - Geraldto Yacht Club - Inv 10314 - Balance of venue hire & staff hire
	17-03-20		-1,050.00	Internet tsf - Dianne Daniels - Inv 192005 - Additional activities organising Health Forum
TOTAL PAYMENTS MADE			-15,033.51	
Closing Cash Balance	31-03-20		24,257.41	
NORTHERN COUNTRY ZONE OF WALGA				
BANK RECONCILIATION SUMMARY				
<i>For the period ending</i>				
31-Mar-20				
Statement Balance B/F	01-07-19		37,968.63	
Deposits and Credits			1,322.29	
Cheques and Payments			-15,033.51	
Total Cleared Transactions	31-03-20		24,257.41	
Add back o/s			0.00	
Reconciled Balance			24,257.41	
Bank Statement	31-03-20		24,257.41	
Difference I&E to Bank Statement			0.00	

Northern Country Zone Resolution:

Moved: Shire of Carnamah

Seconded: Shire of Mingenew

That the Northern Country Zone of WALGA receives the Detailed Income and Expenditure Statement and Bank Reconciliation for the period ending 31 March 2020.

Carried

10.2 Correspondence Out

10.2.1 Health Forum Postponement

17/03/2020 Speakers, guests, members, Dalgleish Caterers and Geraldton Yacht Club were all notified that the Health Forum scheduled for 30 March 2020 had been postponed due to COVID-19 restrictions on non-essential travel and gatherings.

Northern Country Zone Resolution:

Moved: Shire of Carnamah

Seconded: Shire of Mingenew

That the Northern Country Zone of WALGA notes Correspondence Out at item 10.2.1.

Carried

10.3 Correspondence In

10.3.1 Mr Shane Love MLA, Member for Moore

Attachment: Email dated 24/02/2020

Drought Communities Program Extension Report and link to the Australian Government Business website, where members can find information regarding eligibility for drought funding and how to apply for it.

<https://www.business.gov.au/Grants-and-Programs/Drought-Communities-Programme-Extension>

10.3.2 Mr Bernie Miller, Regional Manager, Main Roads Mid West-Gascoyne

Attachment: Email dated 9/03/2020; forwarded to members 9/03/2020

Mid West-Gascoyne Region RARF Priority Costings Spreadsheet – second and final revision.

10.3.3 Ms Sheridan Webb, Principal Policy Officer, Aboriginal Policy & Coordination Unit, Department of Premier and Cabinet

Attachment: Email dated 19/03/2020; forwarded to members 20/03/2020

The Yamatji Nation ILUA is now available on the DPC website at:

<https://www.wa.gov.au/government/document-collections/yamatji-nation-indigenous-land-use-agreement-documents>

10.3.4 Ms Barbara Thompson, RDA Midwest Gascoyne

Attachment: Email dated 20/03/2020; forwarded to members 20/03/2020

Information on the Australian Government's economic response to Coronavirus.

10.3.5 Mr Ross McKim, CEO City of Greater Geraldton

Attachment: Email dated 20/03/2020; forwarded to members 23/03/2020

Email trail regarding a proposed WA Country Health Service COVID-19 briefing to Local Government.

10.3.6 Ms Margaret Degebrodt, Executive Officer Governance, WALGA

Attachment: Email dated 31/03/2020; forwarded to members 31/03/2020

Minutes Special State Council Meeting 27 March 2020.

10.3.7 Mr Garry Keeffe, CEO Northampton Shire

Attachment: Email dated 31/03/2020; forwarded to members 31/03/2020

Conformation from Hon. Michaelia Cash, Minister for Employment, Skills, Small and Family Business, confirming that the Federal Government's Jobkeeper initiative does not apply to Local Government.

Northern Country Zone Resolution:

Moved: Shire of Carnamah

Seconded: Shire of Mingenew

That the Northern Country Zone of WALGA receives Correspondence In at Items 10.3.1 through to 10.3.7.

Carried

11. GENERAL BUSINESS

11.1 Regional Issues

As per the resolution at Item 9.1 of the February 2018 meeting, Regional Issues are a standing item on the Agenda.

Nil

11.2 Regional Tourism Initiatives

As per the resolution at Item 10.1 of the April 2019 meeting, Regional Tourism Initiatives are open for discussion.

Nil

11.3 Other General Business

As per Item 35 of the Zone Standing Orders, a Delegate may under General Business introduce a motion relating to any item of interest to Local Government, but not otherwise.

11.3.1 Exemption for Western Power to Attend to Power Outages During Total Fire Bans and Harvest Vehicle Movement Bans

Author: Shire of Chapman Valley

Attachments: Nil

Recommendation:

The Northern Country Zone approach the WALGA State Council seeking from DFES an exemption for Western Power to attend to power outages during times of Total Fire Ban (TFB) and/or Harvest/Vehicle Movement Bans. The exemption is to be conditional upon DFES obtaining endorsement from the local Chief Bushfire Control Officer (CBFCO) or the local Fire Control Officer (FCO) of there being adequate fire control equipment accompanying Western Power at these times.

Comments

There have been too many occasions where a Total Fire Ban and/or Harvest/Vehicle Movement Ban has been put in place and power outages are experienced at the same time. The problem is Western Power either will not (or cannot) undertake infrastructure inspection and repair works during these times, which can result in power outages being extended for prolonged periods. Periods, which may well have been easily reduced if Western Power was able to inspect their infrastructure and undertake the necessary repair work.

The situation is exacerbated by TFB in particular being set for 24 hours periods (on many occasions sequentially) and across the whole of a district. This approach taken by DFES creates a situation where a TFB may be place over a whole district, incorporating a number of local government authorities, when some of these local government areas (or parts of them) are not experiencing significant adverse weather conditions.

The feeling is if Western Power can obtain approval from the DFES (after consulting with the local CBFCO or FCO) to inspect their infrastructure and undertake the necessary repairs under the condition adequate fire suppression measure accompany Western Power then this should be satisfactory. An example of fire suppression measures could be a local government fire-fighting unit either accompanying the Western Power plant or being located on a road reserve nearest to the inspection/repair works.

The issue of liability needs to be removed from Western Power, the local government authority, CBFCO, FCO, etc. in such instances.

The Northern Country Zone approach the WALGA State Council seeking from DFES an exemption for Western Power to attend to power outages during times of Total Fire Ban (TFB) and/or Harvest/Vehicle Movement Bans. The exemption is to be conditional upon DFES obtaining endorsement from the local Chief Bushfire Control Officer (CBFCO) or the local Fire Control Officer (FCO) of there being adequate fire control equipment accompanying Western Power at these times.

Northern Country Zone Resolution:

Moved: Shire of Carnamah

Seconded: Shire of Mingenew

That the Northern Country Zone approach the WALGA State Council seeking from DFES an exemption for Western Power to attend to power outages during times of Total Fire Ban (TFB) and/or Harvest/Vehicle Movement Bans. The exemption is to be conditional upon DFES obtaining endorsement from the local Chief Bushfire Control Officer (CBFCO) or the local Fire Control Officer (FCO) of there being adequate fire control equipment accompanying Western Power at these times.

Carried

11.3.2 Late Item – Regional Level Vulnerability Analysis

Author: WALGA

Attachment: WALGA COVID-19 Health and Economic Vulnerability Analysis

COVID-19 Regional Level Vulnerability Analysis

To assist Local Governments as they look to provide the most appropriate response and recovery packages in light of the COVID-19 pandemic, WALGA have been assessing the extent to which each local community in WA will be impacted by COVID-19. As a way of doing this, WALGA analysed a range of demographic and social data that provide an indication of the COVID-19 health and economic vulnerability of each Local Government Area in WA. The indicators analysed for each Local Government Area include:

Health vulnerability

Share of people aged over 70
Share of lone person households
Share of households with no motor vehicles
Share of people who need assistance with core activities
Population density

Economic Vulnerability

Share of people who work in impacted industries
Share of businesses in impacted industries
Share of non-employing businesses
Share of businesses with less than \$2m in annual turnover
Share of households with no internet access

Over 60 individual Local Governments have been provided with an analysis pack specific to their district, and now WALGA have aggregated and reported on this data at the WALGA Zone level.

Northern Country Zone Resolution:

Moved: Shire of Carnamah

Seconded: Shire of Perenjori

That the Northern Country Zone of WALGA notes the Regional Level Vulnerability Analysis.

Carried

12. DATE, TIME AND PLACE OF NEXT MEETING

RECOMMENDATION

That the next ordinary meeting of the Northern Country Zone of WALGA will be held on Monday 22 June at the Mingenew Sports Pavilion if COVID-19 restrictions regarding non-essential travel and gatherings have been lifted, otherwise by Flying Minute.

Northern Country Zone Resolution:

Moved: Shire of Carnamah

Seconded: Shire of Mingenew

That the next ordinary meeting of the Northern Country Zone will be held on Monday 22 June 2020, commencing at 10:00 am, at the Mingenew Sports Pavilion if COVID-19 restrictions regarding non-essential travel and gatherings have been lifted, otherwise by Flying Minute.

Carried

13. MEETING CLOSURE

The Flying Minute Meeting was declared closed at Close of Business (5:00 pm) on Tuesday 28 April 2020.